

















NUCLEAR REGULATORY COMMISSION				
GOALS ACHIEVED	OVERALL GRADE			
4/5	• NRC exceeded its small business goal and all of its socio-economic goals except SDVOSB			
SMALL BUSINESS GRADE				
 GREEN	FY2008/FY2009 % GOAL	FY2007 SMALL BUSINESS ACHIEVEMENTS	FY2008 SMALL BUSINESS ACHIEVEMENTS	ACHIEVEMENT PROGRESS
	36.71%	43.05% (\$68,579,786)	36.40% (\$63,505,968)	 GREEN
SOCIO-ECONOMIC GRADES				
SDB	FY2008/FY2009 % GOAL	FY2007 SMALL BUSINESS ACHIEVEMENTS	FY2008 SMALL BUSINESS ACHIEVEMENTS	ACHIEVEMENT PROGRESS
 GREEN	5%	13.76% (\$21,922,713)	13.97% (\$24,363,782)	 GREEN
WOSB	FY2008/FY2009 % GOAL	FY2007 SMALL BUSINESS ACHIEVEMENTS	FY2008 SMALL BUSINESS ACHIEVEMENTS	ACHIEVEMENT PROGRESS
 GREEN	5%	8.97% (\$14,288,437)	7.14% (\$12,455,865)	 GREEN
HUBZONE	FY2008/FY2009 % GOAL	FY2007 SMALL BUSINESS ACHIEVEMENTS	FY2008 SMALL BUSINESS ACHIEVEMENTS	ACHIEVEMENT PROGRESS
 GREEN	3%	4.58% (\$7,295,529)	4.17% (\$7,273,145)	 GREEN
SDVOSB	FY2008/FY2009 % GOAL	FY2007 SMALL BUSINESS ACHIEVEMENTS	FY2008 SMALL BUSINESS ACHIEVEMENTS	ACHIEVEMENT PROGRESS
 RED	3%	1.57% (\$2,505,129)	0.70% (\$1,215,114)	 GREEN
ACHIEVEMENT CRITERIA				
 GREEN	THE AGENCY MUST MEET 100% OF ITS GOAL			
 YELLOW	THE AGENCY MUST MEET 90-99% OF ITS SMALL BUSINESS GOAL			
 RED	THE AGENCY DID NOT MEET 90-99% OF ITS SMALL BUSINESS GOAL			
ACHIEVEMENT PROGRESS CRITERIA				
 GREEN	THE AGENCY MUST HAVE MADE THEIR GOAL OR MADE PROGRESS IN UNMET GOAL SINCE FY2007 (DOLLARS, PERCENTAGE, OR 3 YEAR ACHIEVEMENT AVERAGE (FY2005-FY2007).			
 YELLOW	THE AGENCY MUST MAKE PROGRESS IN UNMET GOAL. FY2008 GOAL ACHIEVEMENT DOLLARS OR PERCENTAGE IS WITHIN 10% OF FY2007 ACHIEVEMENT OR 3 YEAR ACHIEVEMENT AVERAGE (FY2005-FY2007).			
 RED	THE AGENCY DID NOT MAKE PROGRESS IN UNMET GOAL			