



**FY 2018 REPORTING ON GOALS FOR
PROCUREMENT CONTRACTS
AWARDED TO SMALL BUSINESS
CONCERNS**

September 20, 2019

Subsection (h)(2) of section 15 of the Small Business Act (15 U.S.C. 644) requires SBA to submit to Committee on Small Business of the House of Representatives and the Committee on Small Business and Entrepreneurship of the Senate a report from each Federal Agency for each fiscal year as required by 15 U.S.C. 644 (h)(1). Agency reports are required to provide detail on the extent of small business participation in prime contracts awarded, whether the agency achieved the goals established for the agency by SBA, and any justifications for a failure to achieve such goals.¹ In addition to forwarding the agency reports, referred herein as Agency Corrective Action Reports, SBA is required to provide:

1. a determination of whether each goal established by the President under subsection 15 U.S.C. 644 (g)(1) for such fiscal year was achieved;
2. a determination of whether each goal established by the head of a Federal agency under subsection 15 U.S.C. 644 (g)(2) for such fiscal year was achieved;
3. the reasons for any failure to achieve a goal established under paragraph (1) or (2) of 15 U.S.C. 644 subsection (g) for such fiscal year and a description of actions planned by the applicable agency to address such failure, including the Administrator's comments and recommendations on the proposed remediation plan; and
4. for the Federal Government and each Federal agency, an analysis of the number and dollar amount of prime contracts awarded during such fiscal year to—
 - a. small business concerns—
 - i. in the aggregate;
 - ii. through sole source contracts;
 - iii. through competitions restricted to small business concerns;
 - iv. through unrestricted competition;
 - v. that were purchased by another entity after the initial contract was awarded and as a result of the purchase, would no longer be deemed to be small business concerns for purposes of the initial contract; and

¹ With limited exceptions, agencies receive goaling credit for the life of a contract, including task orders, and options, for contracts awarded to eligible concerns. (13 CFR 121.404(g), 13 CFR 121.601(h)). The exemptions address long-term contracts and mergers and acquisitions. Certain contracting actions are excluded from the small business goaling base. Actions excluded from the goaling base include those excluded by statute, contracts funded predominately with agency generated sources (i.e., non-appropriated funds), acquisitions with a statutorily mandated source, such as Federal Prison Industries or Ability One, and acquisitions on behalf of foreign governments. For more information on SBA's regulations regarding concern's eligibility and recertification, or for a more detailed explanation of these exclusions please see [SBA's Goaling Guidelines](#).

- vi. that were awarded using a procurement method that restricted competition to small business concerns owned and controlled by service-disabled veterans, qualified HUBZone small business concerns, small business concerns owned and controlled by socially and economically disadvantaged individuals, small business concerns owned and controlled by women, or a subset of any such concerns;
- b. small business concerns owned and controlled by service-disabled veterans—
- i. in the aggregate;
 - ii. through sole source contracts;
 - iii. through competitions restricted to small business concerns;
 - iv. through competitions restricted to small business concerns owned and controlled by service-disabled veterans;
 - v. through unrestricted competition;
 - vi. that were purchased by another entity after the initial contract was awarded and as a result of the purchase, would no longer be deemed to be small business concerns owned and controlled by service-disabled veterans for purposes of the initial contract; and
 - vii. that were awarded using a procurement method that restricted competition to qualified HUBZone small business concerns, small business concerns owned and controlled by socially and economically disadvantaged individuals, small business concerns owned and controlled by women, or a subset of any such concerns;
- c. qualified HUBZone small business concerns—
- i. in the aggregate;
 - ii. through sole source contracts;
 - iii. through competitions restricted to small business concerns;
 - iv. through competitions restricted to qualified HUBZone small business concerns; and
 - v. through unrestricted competition where a price evaluation preference was used;
 - vi. through unrestricted competition where a price evaluation preference was not used;
 - vii. that were purchased by another entity after the initial contract was awarded and as a result of the purchase, would no longer be deemed to be qualified HUBZone small business concerns for purposes of the initial contract; and

- viii. that were awarded using a procurement method that restricted competition to small business concerns owned and controlled by service-disabled veterans, small business concerns owned and controlled by socially and economically disadvantaged individuals, small business concerns owned and controlled by women, or a subset of any such concerns;
- d. small business concerns owned and controlled by socially and economically disadvantaged individuals—
 - i. in the aggregate;
 - ii. through sole source contracts;
 - iii. through competitions restricted to small business concerns;
 - iv. through competitions restricted to small business concerns owned and controlled by socially and economically disadvantaged individuals;
 - v. through unrestricted competition;
 - vi. by reason of that concern's certification as a small business concern owned and controlled by socially and economically disadvantaged individuals;
 - vii. that were purchased by another entity after the initial contract was awarded and as a result of the purchase, would no longer be deemed to be small business concerns owned and controlled by socially and economically disadvantaged individuals for purposes of the initial contract; and
 - viii. that were awarded using a procurement method that restricted competition to small business concerns owned and controlled by service-disabled veterans, qualified HUBZone small business concerns, small business concerns owned and controlled by women, or a subset of any such concerns;
- e. small business concerns owned by an Indian tribe (as such term is defined in section 8(a)(13)) other than an Alaska Native Corporation—
 - i. in the aggregate;
 - ii. through sole source contracts;
 - iii. through competitions restricted to small business concerns;
 - iv. through competitions restricted to small business concerns owned and controlled by socially and economically disadvantaged individuals;
 - v. through unrestricted competition; and
 - vi. that were purchased by another entity after the initial contract was awarded and as a result of the purchase, would no longer be deemed to be small business concerns owned by an Indian tribe

other than an Alaska Native Corporation for purposes of the initial contract;

- f. small business concerns owned by a Native Hawaiian Organization—
 - i. in the aggregate;
 - ii. through sole source contracts;
 - iii. through competitions restricted to small business concerns;
 - iv. through competitions restricted to small business concerns owned and controlled by socially and economically disadvantaged individuals;
 - v. through unrestricted competition; and
 - vi. that were purchased by another entity after the initial contract was awarded and as a result of the purchase, would no longer be deemed to be small business concerns owned by a Native Hawaiian Organization for purposes of the initial contract;
- g. small business concerns owned by an Alaska Native Corporation—
 - i. in the aggregate;
 - ii. through sole source contracts;
 - iii. through competitions restricted to small business concerns;
 - iv. through competitions restricted to small business concerns owned and controlled by socially and economically disadvantaged individuals;
 - v. through unrestricted competition;
 - vi. that were purchased by another entity after the initial contract was awarded and as a result of the purchase, would no longer be deemed to be small business concerns owned by an Alaska Native Corporation for purposes of the initial contract;
- h. small business concerns owned and controlled by women—
 - i. in the aggregate;
 - ii. through competitions restricted to small business concerns;
 - iii. through competitions restricted using the authority under section 8(m)(2);
 - iv. through competitions restricted using the authority under section 8(m)(2) and in which the waiver authority under section 8(m)(3) was used;
 - v. through sole source contracts awarded using the authority under subsection 8(m)(7);

- vi. through sole source contracts awarded using the authority under section 8(m)(8);
 - vii. by industry for contracts described in subclause (III), (IV), (V), or (VI);
 - viii. through unrestricted competition;
 - ix. that were purchased by another entity after the initial contract was awarded and as a result of the purchase, would no longer be deemed to be small business concerns owned and controlled by women for purposes of the initial contract; and
 - x. that were awarded using a procurement method that restricted competition to small business concerns owned and controlled by service-disabled veterans, small business concerns owned and controlled by socially and economically disadvantaged individuals, or a subset of any such concerns; and
- i. for the Federal government, the number, dollar amount, and distribution with respect to the North American Industry Classification System of subcontracts awarded during such fiscal year to small business concerns, small business concerns owned and controlled by service-disabled veterans, qualified HUBZone small business concerns, small business concerns owned and controlled by socially and economically disadvantaged individuals, and small business concerns owned and controlled by women, provided that such information is publicly available through data systems developed pursuant to the Federal Funding Accountability and Transparency Act of 2006 (Public Law 109-282), or otherwise available as provided in paragraph (3).

The Fiscal Year (FY) 2018 Corrective Action Reports for the 24 Chief Financial Officer (CFO) Act agencies are provided as Enclosure 1. The FY2018 Small Business Goaling Report - Prime Contract Awards (Table 2) lists the percentage achieved by the Agency in each socioeconomic category. The FY2018 Electronic Subcontracting Reporting System (eSRS) Federal Procurement Subcontract Report (Table 3) lists the percentage achieved by the Agency in each socioeconomic category.

The following CFO Act agencies submitted a FY 2018 Corrective Actions Report:

1. Department of Homeland Security (DHS)
2. Department of Commerce (Commerce)
3. Department of Defense (DOD)
4. Department of Energy (DOE)
5. Department of Justice (DOJ)
6. Department of Labor (DOL)
7. Department of Transportation (DOT)
8. Environmental Protection Agency (EPA)
9. General Services Administration (GSA)

10. Department of Health and Human Services (HHS)
11. Department of Housing and Urban Development (HUD)
12. National Aeronautics and Space Administration (NASA)
13. Nuclear Regulatory Commission (NRC)
14. National Science Foundation (NSF)
15. Office of Personnel Management (OPM)
16. Social Security Administration (SSA)
17. Department of State (State)
18. United States Agency for International Development (USAID)
19. Department of Veterans Affairs (VA)
20. Department of Interior (DOI)
21. Department of Education (Education)
22. Small Business Administration (SBA)
23. Department of Treasury (Treasury)
24. Department of Agriculture (USDA)

The government wide goals established by the President under subsection 15 U.S.C. 644 (g)(1) were partially achieved in FY 2018. A summary of government wide achievement is provided as follows:

1. Prime contract awards to small business: The 23% prime contract goal was met with performance at 25.06%. Subcontract awards to small business goal of 30.22% was met, with performance at 32.10%.
2. The Service-Disabled Veteran Owned Small Business (SDVOSB) prime contract award goal of 3% was met, with performance at 4.27%. The SDVOSB subcontract goal of 3% was not met, with performance at 2.10%.
3. The HUBZone prime contract award goal of 3% was not met, with performance at 2.05%. The HUBZone subcontract goal of 3% was not met, with performance at 1.40%.
4. The Small Disadvantaged Business (SDB) prime contract award goal of 5% was met, with performance at 9.65%. The SDB subcontract goal of 5% was not met, with performance at 4.90%.
5. The Woman Owned Small Business (WOSB) prime contract award goal of 5% was not met, with performance at 4.75%. The WOSB subcontract goal of 5% was met, with performance at 5.50%.

A summary of the agency-specific goal achievement for FY 2018 is provided in Table 1, below.

Table 1. Agency Goal Achievements and Actions, FY 2018

Agency	Agency Head Goals Achieved	SBA Comments and Recommendations	Agency Actions to Address Failures
--------	----------------------------	----------------------------------	------------------------------------

DHS	Prime contracts – YES Subcontracts - YES	All prime contract goals achieved. All subcontract goals achieved.	DHS met all small business goals for FY2018.
Commerce	Prime contracts – YES Subcontracts - NO	All prime contract goals achieved. Failed to achieve the SDVOSB and HUBZone subcontract goals for FY2018.	Commerce continues to work to strengthen Small Business Program and expand opportunities for small business concerns in all small business categories.
DOL	Prime Contracts – YES Subcontracts - YES	All prime contract goals achieved. All subcontract goals achieved.	DOL met all small business goals for FY2018.
DOT	Prime Contracts – NO Subcontracts - NO	DOT failed to achieve the Small Business and HUBZone prime contract goal for FY2018. Failed to achieve the SDVOSB and HUBZone subcontract goals for FY2018.	DOT provides internal training, holds small business days, ensure prompt review of ISRs, and participates in monthly Strategic Acquisition Council.
EPA	Prime Contracts – NO Subcontracts - NO	EPA failed to achieve the HUBZone prime contract goal for FY2018. Failed to achieve the SDVOSB and HUBZone subcontract goals for FY2018.	EPA participates in HUBZone Annual Summit including coordinating extensive prime contractor participation, continues identifying HUBZone opportunities, evaluates subcontracting plans, and provides training on the Subcontract Program.
HHS	Prime Contracts – NO Subcontracts - NO	HHS failed to achieve Small Business, SDVOSB, and HUBZone prime contract goals for FY2018. Failed to achieve SDVOSB and HUBZone subcontract goals for FY2018.	HHS hosts SDVOSB and HUBZone roundtables, collaborate with women veteran organizations and women veteran-owned small businesses, host SDVOSB and HUBZone industry day. Develops eSRS reporting checklist, subcontracting review checklist, ensures backlog of ISRs and SSRs are cleared, and reviews contract actions that exceed subcontracting thresholds with no ISRs submitted. Develops strategies to increase SDVOSB/HUBZone participation.
HUD	Prime Contracts – YES Subcontracts - NO	All prime contract goals achieved. Failed to achieve HUBZone subcontract goals for FY2018.	HUD OSDBU provides employee training on HUBZone small business and subcontracting programs, reviews market research, emphasizes HUBZone opportunities, issues sources sought notice to identify potential HUBZones for new requirements, and increases visibility of

			opportunities in HUBZone communities.
NASA	Prime Contracts – NO Subcontracts - YES	NASA failed to achieve WOSB, SDVOSB and HUBZone prime contract goals for FY2018. All subcontract goals achieved.	NASA hosts WOSB, VOSB, and SDVOSB Industry days, participates in the National HUBZone Small Business Summit, and issued two (2) SDVOSB set-aside RFPs for Protective Service in FY 2018.
NRC	Prime Contracts – NO Subcontracts - NO	All prime contract goals achieved. ² Failed to achieve SDB, SDVOSB, and HUBZone subcontract goals for FY2018.	NRC met all prime small business goals for FY2018. The agency did not provide information regarding its subcontracting goals.
NSF	Prime Contracts – NO Subcontracts - NO	NSF failed to achieve Small Business, WOSB, SDVOSB, and HUBZone prime contract goals for FY2018. Failed to achieve HUBZone subcontract goal for FY2018.	NSF continues Small Business Improvement Initiative, advance acquisition planning, monthly metric meetings, attends conferences and matchmaking events.
OPM	Prime Contracts – NO Subcontracts - NO	OPM failed to achieve SDVOSB and HUBZone prime contract goals for FY2018. Failed to achieve WOSB, SDVOSB, and HUBZone subcontract goals for FY2018.	OPM continues to participate in small business counseling sessions, reissues guidance to COs, CSs, and Program Management Specialists to identify SDVOSBs, and work with Program offices to identify set-asides for SDVOSBs.
VA	Prime Contracts – NO Subcontracts - NO	VA failed to achieve WOSB and HUBZone prime contract goals for FY2018. Failed to achieve WOSB, SDB, SDVOSB, and HUBZone subcontract goals for FY2018.	VA increased number of HUBZone and WOSB programs participating in VA VETS first program and participate in WOSB and HUBZone events. VA works with SBA and other agencies to improve accountability on commercial subcontract plans.
DOE ²	Prime Contracts – NO Subcontracts - YES	DOE failed to achieve WOSB, SDVOSB, and HUBZone prime contract goals for FY2018. All subcontract goals achieved.	DOE plans outreach events to under-represented socio-economic subcategories; assigns senior-level acquisition specialist as lead advocate for each socio-economic subcategory;

² NRC's scorecard information reflects the data in the system as of the deadline the data was locked by GSA, which was March 15, 2019. NRC updated its subcontract data in eSRS April 5, 2019, which shows they achieved all prime contract goals.

			distributed set-aside letters to Department Heads; and DOE and SBA engages in collaborative efforts to refine data-mining practices of DOE's Management and Operating Subcontract Reporting Capability (MOSRC).
GSA	Prime Contracts – YES Subcontracts - NO	All prime contract goals achieved. Failed to achieve Small Business, WOSB, SDB, SDVOSB, and HUBZone subcontract goals for FY2018.	GSA's strategic plan 2018 – 2022 requires GSA to enhance customer agency access to qualified socio-economic entities. FAS collaborated with OSDDBU Subcontracting Manager, Small Business Technical Advisor, and Contracting Officer to encourage each vendor toward higher goal achievement. Continued subcontracting training in FY 2018 for two of its industry partners with commercial subcontracting plans.
DOI	Prime Contracts – YES Subcontracts - NO	All prime contract goals achieved. Failed to achieve HUBZone subcontract goal for FY2018.	DOI initiated HUBZone subcontract initiative, which raises awareness of the underperformance in HUBZone subcontracting and continues to encourage Contracting Officers to focus on subcontract plans submitted and increase the use of small business participation as an evaluation factor in the solicitation.
SSA	Prime Contracts – NO Subcontracts - NO	SSA failed to achieve the HUBZone prime contract goal for FY2018. Failed to achieve the SDVOSB subcontract goal for FY2018.	OSDBU and HCA briefs Senior Executive Staff regularly on small business goal results, discuss acquisition strategies, and identify goaling areas for increased emphasis on HUBZone Small Business. OSDBU works closely with HUBZone Contractors National Council to promote small business contracting opportunities. OSDBU and Small and Disadvantaged Business Utilization Specialist (SADBUS) continue to invite large business prime contractors to attend monthly vendor outreach sessions to facilitate interaction with potential small businesses and SDVOSBs.
STATE	Prime Contracts – YES	All prime contract goals achieved.	Holds annual subcontracting event to facilitate meetings between large prime contractors

	Subcontracts - NO	Failed to achieve SDB, SDVOSB, and HUBZone subcontract goals for FY2018.	and small businesses. Manages and monitors eSRS to ensure timely submissions of ISRs and SSRs and timely review of the ISRs and SSRs. Provides training on subcontracting for contracting officers and contract specialists.
DOJ	Prime Contracts – NO Subcontracts - NO	DOJ failed to achieve the HUBZone prime contract goal for FY2018. Failed to achieve SDVOSB, and HUBZone subcontract goals for FY2018.	Participates in small business outreach events, specifically for HUBZone small businesses. Uses set-aside authority when using multiple award contracts. Consults and collaborates with SBA's HUBZone Empowerment Contracting Program Office.
Education	Prime Contracts – NO Subcontracts - NO	Education failed to achieve SDVOSB, and HUBZone prime contract goals for FY2018. Failed to achieve SDVOSB, and HUBZone subcontract goals for FY2018.	Education continues to work collaboratively with program and acquisition offices to identify SDVOSB and HUBZone businesses; encourages staff to use HUBZone and SDVOSB set-asides; publishes procurement forecast on quarterly basis; maintains and enhances strategic alliances with HUBZone and SDVOSB specific advocacy and trade organizations; conducts targeted outreach to HUBZone and SDVOSB designated businesses through participation in workshops, vendor fairs, conferences, expos and other events.
SBA	Prime Contracts – YES Subcontracts - NO	All prime contract goals achieved. Failed to achieve SDB and HUBZone subcontract goals for FY2018.	Only one contract qualified for a subcontracting plan.
USDA	Prime Contracts – NO Subcontracts - NO	All prime contract goals achieved. Failed to achieve WOSB, SDB, SDVOSB, and HUBZone subcontract goals for FY2018.	Continues outreach events to provide networking opportunities for small businesses. Disseminates information to SDB, SDVOSB, and HUBZones to assist businesses in participating in awards of agency contracts. Continues Industry days geared toward Large Businesses and importance of subcontracting efforts. Updates and publishes Subcontracting Directory on OSDBU website semi-annually.

Treasury	Prime Contracts – YES Subcontracts - NO	All prime contract goals achieved. Failed to achieve SDVOSB subcontract goal for FY2018.	Continues to publish Annual Forecast of Contract Opportunities. Clearly communicates small business subcontracting goals and importance of meeting those goals. Increases Prime Vendor outreach opportunities and continues to host vendor outreach sessions targeting SDVOSBs.
USAID	Prime Contracts – NO Subcontracts - NO	USAID failed to achieve WOSB, SDVOSB, and HUBZone prime contract goals for FY2018. Failed to achieve SDB, SDVOSB, and HUBZone subcontract goals for FY2018.	No Report Provided
DOD	Prime Contracts – NO Subcontracts - NO	DoD failed to achieve WOSB, and HUBZone prime contract goals for FY2018. Failed to achieve SDB, SDVOSB, and HUBZone subcontract goals for FY2018.	No Report Provided

² **DOE's FY2018 prime contract achievements incorporate awards to first tier subcontracts that are awarded by Management and Operating (M & O) Contractors. Subcontract awards credited to prime contracts are not credited to subcontract achievement.** "Section 318 of the Consolidated Appropriations Act of 2014 ("CAA"), (Public Law 113-76), states, "First tier subcontracts that are awarded by Management and Operating (M & O) Contractors sponsored by the Department of Energy to small business concerns, small business concerns owned and controlled by service disabled veterans, qualified HUBZone small business concerns, small business concerns owned and controlled by socially and economically disadvantaged individuals, and small business concerns owned and controlled by women, shall be considered toward the annually established agency and government-wide goals for procurement contracts awarded.

Table 2
FY2018 Small Business Goaling Report - Prime Contract Awards
Federal Procurement Data System Next Generation (FPDS-NG)
Report Date: June 27, 2019

Agency	FY18 Goals	FY18 Achievements	Small Disadvantaged Business (Goal: 5%)	Women-Owned (Goal: 5%)	Service-Disabled Veteran (Goal: 3%)	HUBZone (Goal: 3%)
DEPT OF DEFENSE (9700)	22.00%	23.86%	8.65%	4.06%	3.47%	1.94%
ENERGY, DEPARTMENT OF (8900)* Without MOSRC Credit	10.20%	5.13%	2.63%	1.18%	0.64%	0.15%
ENERGY, DEPARTMENT OF (8900)* With MOSRC Credit	10.20%	13.78%	4.82%	3.01%	1.13%	.69%
HEALTH AND HUMAN SERVICES, DEPARTMENT OF (7500)	22.45%	22.13%	10.93%	6.37%	1.93%	0.93%
VETERANS AFFAIRS, DEPARTMENT OF (3600)	28.50%	30.57%	8.96%	2.55%	21.29%	2.19%
NATIONAL AERONAUTICS AND SPACE ADMINISTRATION (8000)	16.00%	16.69%	8.61%	4.61%	1.03%	0.54%
HOMELAND SECURITY, DEPARTMENT OF (7000)	33.00%	34.47%	15.22%	7.43%	5.56%	3.85%
GENERAL SERVICES ADMINISTRATION (4700)	35.00%	38.80%	19.93%	8.55%	5.62%	3.98%
AGRICULTURE, DEPARTMENT OF (1200)	53.00%	63.12%	17.41%	10.43%	3.58%	5.68%
JUSTICE, DEPARTMENT OF (1500)	30.00%	34.05%	14.55%	6.64%	5.08%	2.28%
INTERIOR, DEPARTMENT OF THE (1400)	51.00%	58.02%	27.60%	13.06%	4.76%	5.29%
STATE, DEPARTMENT OF (1900)	23.00%	27.58%	14.73%	5.59%	3.88%	4.70%
COMMERCE, DEPARTMENT OF (1300)	37.20%	45.89%	18.51%	12.77%	4.11%	9.27%
TREASURY, DEPARTMENT OF THE (2000)	35.00%	42.31%	11.54%	12.35%	3.56%	3.46%
TRANSPORTATION, DEPARTMENT OF (6900)	41.40%	33.43%	17.37%	8.47%	3.59%	1.82%
OFFICE OF PERSONNEL MANAGEMENT (2400)	30.61%	30.93%	9.10%	21.94%	1.16%	1.85%
LABOR, DEPARTMENT OF (1600)	36.45%	38.94%	25.86%	12.62%	4.52%	3.88%
ENVIRONMENTAL PROTECTION AGENCY (6800)	39.00%	43.34%	15.23%	5.44%	4.78%	2.40%
EDUCATION, DEPARTMENT OF (9100)	20.00%	34.91%	9.56%	9.48%	2.45%	1.84%
HOUSING AND URBAN DEVELOPMENT, DEPARTMENT	35.00%	40.74%	26.36%	15.40%	7.91%	3.44%
SOCIAL SECURITY ADMINISTRATION (2800)	31.00%	32.57%	8.42%	6.29%	4.14%	1.03%
AGENCY FOR INTERNATIONAL DEVELOPMENT (7200)	12.00%	14.04%	7.66%	4.45%	0.35%	0.43%
NATIONAL SCIENCE FOUNDATION (4900)	17.00%	11.19%	6.68%	2.77%	2.19%	1.70%
NUCLEAR REGULATORY COMMISSION (3100)	34.00%	41.00%	27.05%	13.84%	6.20%	3.44%
SMALL BUSINESS ADMINISTRATION (7300)	73.00%	78.00%	48.43%	28.52%	14.00%	11.17%
GOVERNMENTWIDE TOTAL	23.00%	25.06%	9.65%	4.75%	4.27%	2.05%

*Department of Energy data with/without the MOSRC subcontract dollar credit

Table 3
FY2018 Electronic Subcontracting Reporting System (eSRS) Federal Procurement Subcontract Report
(SBA Version)
Report Date: June 27, 2019

Reporting Agency	FY18 Goal	FY18 Achievement	Small Disadvantaged Business (Goal: 5%)	Women-Owned (Goal: 5%)	Service-Disabled Veteran (Goal: 3%)	HUBZone (Goal: 3%)
DEPT OF DEFENSE (9700)	33.00%	32.90%	4.10%	5.10%	2.20%	1.50%
ENERGY, DEPARTMENT OF (8900)* Includes MOSRC	42.00%	56.25%	11.10%	10.83%	4.50%	4.71%
ENERGY, DEPARTMENT OF (8900) Excludes MOSRC	42.00%	45.20%	12.20%	11.10%	3.80%	4.10%
HEALTH AND HUMAN SERVICES, DEPARTMENT OF (7500)	33.00%	34.30%	7.20%	7.90%	1.40%	1.00%
VETERANS AFFAIRS, DEPARTMENT OF (3600)	17.50%	19.00%	2.30%	3.10%	0.70%	0.10%
NATIONAL AERONAUTICS AND SPACE ADMINISTRATION (8000)	32.76%	42.40%	11.60%	10.60%	3.70%	3.50%
HOMELAND SECURITY, DEPARTMENT OF (7000)	40.00%	50.00%	8.50%	10.30%	3.10%	3.80%
GENERAL SERVICES ADMINISTRATION (4700)	26.50%	24.70%	4.60%	4.60%	1.40%	0.80%
AGRICULTURE, DEPARTMENT OF (1200)	22.00%	29.30%	2.80%	3.20%	0.10%	0.30%
JUSTICE, DEPARTMENT OF (1500)	39.00%	40.00%	7.90%	8.60%	0.90%	2.00%
INTERIOR, DEPARTMENT OF THE (1400)	42.50%	58.20%	19.70%	11.60%	4.30%	1.00%
STATE, DEPARTMENT OF (1900)	36.00%	50.40%	4.10%	7.00%	1.00%	1.00%
COMMERCE, DEPARTMENT OF (1300)	30.00%	54.20%	11.60%	10.30%	1.70%	2.00%
TREASURY, DEPARTMENT OF THE (2000)	38.90%	58.60%	12.80%	15.50%	2.40%	6.50%
TRANSPORTATION, DEPARTMENT OF (6900)	50.00%	51.60%	9.60%	12.10%	2.00%	1.00%
OFFICE OF PERSONNEL MANAGEMENT (2400)	48.00%	37.10%	25.20%	2.60%	0%	0%
LABOR, DEPARTMENT OF (1600)	59.00%	63.60%	13.30%	17.60%	4.80%	7.60%
ENVIRONMENTAL PROTECTION AGENCY (6800)	55.00%	61.50%	21.40%	10.90%	6.30%	1.10%
EDUCATION, DEPARTMENT OF (9100)	31.00%	37.90%	7.80%	6.20%	1.40%	2.30%
HOUSING AND URBAN DEVELOPMENT, DEPARTMENT OF (8600)	55.00%	50.80%	16.90%	13.30%	8.10%	0.80%
SOCIAL SECURITY ADMINISTRATION (2800)	50.00%	57.90%	11.60%	14.80%	2.20%	5.00%
AGENCY FOR INTERNATIONAL DEVELOPMENT (7200)	19.00%	24.50%	4.30%	7.00%	1.10%	0.50%

NATIONAL SCIENCE FOUNDATION (4900)	33.43%	37.60%	7.00%	17.90%	4.70%	0.30%
NUCLEAR REGULATORY COMMISSION (3100)	42.00%	32.30%	.30%	7.70%	0%	0.0%
SMALL BUSINESS ADMINISTRATION (7300)	39.00%	59.60%	2.20%	15.10%	4.00%	.20%

*Department of Energy data with/without the MOSRC dollars

EXECUTIVE SUMMARY

This report provides for the United States Senate Committee on Small Business and Entrepreneurship and the United States House of Representatives Committee on Small Business an analysis of the number and dollar amount of prime contracts awarded during Fiscal Year (FY) 2018 as required by 15-(h)-(2)-(e) of the Small Business Act. The chief purpose of this report is to provide Congress with data on the Executive Branch's compliance with legislatively mandated small business and socio-economic goals. This report makes available comprehensive statistics on the type and number of prime contracts awarded to small businesses under various socio-economic programs for the Federal Government and 24 Chief Financial Officer (CFO)-Act Agencies. The information in this report was derived from the FY2018 Small Business Goaling Report data set as of March 15, 2019. The FY2018 government-wide and agency prime contracting results were published in the FY2018 Small Business Goaling Report on June 25, 2019 and is located on the Federal Procurement Data System Next Generation (FPDS-NG) web site at:

https://www.fpds.gov/fpdsng_cms/index.php/en/. The federal government awarded \$120.8 billion to small business contractors during FY2018, achieving a small business percentage of 25.05 percent of eligible federal procurement. This achievement represents the six consecutive year that the federal government meets the 23 percent statutory goal, exceeding the \$120B milestone for the first time and supporting or creating over 633K jobs.

Fiscal year 2018 Report on Number and Dollar Value of Prime Awards Required by Section 15(h)(2)(E) of the Small Business Act.

*From the Federal Procurement Data System – Next Generation
Certified FY18 Small Business Goaling Report data*

*Report Preparation Date: June 30, 2018
FY18 data Extracted from FPDS-NG on 03/15/2019*

Executive Summary

This document contains Annual Competition Report as derived from the Federal Procurement Data System – Next Generation certified Small Business Goaling Report data for Fiscal Year 2018.

This report will provide for the Federal Government and each Funded Federal agency (24 CFO Agencies), an analysis of the number and dollar amount of prime contracts awarded during such fiscal year to—

Small business concerns--

- I. in the aggregate;
- II. through sole source contracts;
- III. through competitions restricted to small business concerns; and
- IV. through unrestricted competition;

Small business concerns owned and controlled by service-disabled veterans--

- I. in the aggregate;
- II. through sole source contracts;
- III. through competitions restricted to small business concerns;
- IV. through competitions restricted to small business concerns owned and controlled by service-disabled veterans; and
- V. through unrestricted competition;

Qualified HUBZone small business concerns--

- I. in the aggregate;
- II. through sole source contracts;
- III. through competitions restricted to small business concerns;
- IV. through competitions restricted to qualified HUBZone small business concerns;
- V. through unrestricted competition where a price evaluation preference was used; and
- VI. through unrestricted competition where a price evaluation preference was not used;

Small business concerns owned and controlled by socially and economically disadvantaged individuals--

- I. in the aggregate;
- II. through competitions restricted to small business concerns;
- III. through competitions restricted to small business concerns owned and controlled by socially and economically disadvantaged individuals;
- IV. through unrestricted competition; and
- V. by reason of that concern's certification as a small business owned and controlled by socially and economically disadvantaged individuals;

Small business concerns owned by an Indian tribe (as such term is defined in section 8(a)(13) [15 USCS § 637(a)(13)]) other than an Alaska Native Corporation--

- I. in the aggregate;
- II. through sole source contracts;
- III. through competitions restricted to small business concerns;
- IV. through competitions restricted to small business concerns owned and controlled by socially and economically disadvantaged individuals; and
- V. through unrestricted competition;

Small business concerns owned by a Native Hawaiian Organization--

- I. in the aggregate;
- II. through sole source contracts;
- III. through competitions restricted to small business concerns;
- IV. through competitions restricted to small business concerns owned and controlled by socially and economically disadvantaged individuals; and
- V. through unrestricted competition;

Small business concerns owned by an Alaska Native Corporation--

- I. in the aggregate;
- II. through sole source contracts;
- III. through competitions restricted to small business concerns;
- IV. through competitions restricted to small business concerns owned and controlled by socially and economically disadvantaged individuals; and
- V. through unrestricted competition;

Small business concerns owned and controlled by women--

- I. in the aggregate;
- II. through competitions restricted to small business concerns;
- III. through competitions restricted using the authority under section 8(m)(2) [15 USCS § 637(m)(2)];
- IV. through competitions restricted using the authority under section 8(m)(2) [15 USCS § 637(m)(2)] and in which the waiver authority under section 8(m)(3) [15 USCS § 637(m)(3)] was used; and
- V. through sole source contracts awarded using the authority under subsection 8(m)(7);
- VI. through sole source contracts awarded using the authority under section 8(m)(8);
- VII. by industry for contracts described in subclause (III), (IV), (V), or (VI); and
- VIII. through unrestricted competition;

Acronyms, Glossary and Data Definitions:

Data Definition: The data included in this report comes from the Federal Procurement Data System – Next Generation certified Small Business Goaling Report data for Fiscal Year 2018. The General Services Administration (GSA) provides the SBA with an annual dataset extract of the awards included in the Small Business Goaling Report. The FY17 certified All data diskette was extracted from the FPDS-NG system on 2/20/2018. This report only includes the award totals for records that have been flagged as 'Small Business' in accordance with the FPDS-NG system's Contracting Officer's Business Size selection field.

Definitions:

Federal Procurement Data System – Next Generation (FPDS-NG): is the federal system used to record detailed data on actions taken on prime contracts.

Small Business Actions (SB Actions)- This column is an aggregation of Number of Actions when the 'Contracting Officer's Business Size Selection' is equal to "Small Business."

Small Business Dollars (SB \$)- This column is an aggregation of Dollars Obligated when the 'Contracting Officer's Business Size Selection' is equal to "Small Business."

Small Business (SB) - when the 'Contracting Officer's Business Size Selection' is equal to "Small Business."

Small business concerns owned and controlled by service-disabled veterans (SDVOSB)-

Where the award record has the following field values as:

SRDVOB_FLAG="YES"

Qualified HUBZone small business concerns (HUBZone) - Where the award record has the following field values as:

HUBZONE_FLAG="YES"

JVHUBZONE_FLAG="YES"

Small business concerns owned and controlled by socially and economically disadvantaged individuals (SDB) - Where the award record has the following field values as:

FIRM_8A_FLAG = Yes

Or FIRM8A_JOINT_VENTURE = Yes

Or SDB = Yes

Or SDB_FLAG = Yes

Small business concerns owned by an Indian tribe (as such term is defined in section 8(a)(13) [15 USCS § 637(a)(13)]) other than an Alaska Native Corporation (Indian Tribe) - Where the award record has the following field values as:

(INDIAN_TRIBE = Yes and ALASKAN_NATIVE_CORPORATION = No)

Small business concerns owned by a Native Hawaiian Organization (NHO) -Where the award record has the following field values as:

NATIVE_HAWAIIAN_ORGANIZATION = Yes

Small business concerns owned by an Alaska Native Corporation (ANC) -Where the award record has the following field values as:

ALASKAN_NATIVE_CORPORATION = Yes

Small business concerns owned and controlled by women (WOSB EDWOSB) -Where the award record has the following field values as:

WOSB_FLAG = Yes

Or EDWOSB_FLAG = Yes

Or JVWOSB_FLAG = Yes

Or EDJVWOSB_FLAG = Yes

Or (WOMEN_OWNED_FLAG = Yes and CO_BUS_SIZE_DETERMINATION="Small Business")

Note: SBA cannot provide an accurate report at this time on:

New subclauses (V) and (VI) added by § 1703(a)(1)(B) of P.L. 115-91, approved Dec. 12, 2017 (131 Stat. 1804). The same language was added in clauses (ii) – (iv). Section 1703(b) of P.L. 115-91 provides:

(b) EFFECTIVE DATE.—The Administrator of the Small Business Administration shall be required to report on the information required by clauses (i) (V), (ii)(VI), (iii)(VII), (iv)(VII), (v)(VI), (vi)(VI), (vii)(VI), and (viii)(IX) of section 15(h)(2)(E) beginning on the date that such information is available in the Federal Procurement Data Stem, the System for Award Management, or any new or successor system.

FUNDING DEPARTMENT NAME		(All)		Values	
EXTENT_COMPETED_DESCRIPTION	TYPE_OF_SET_ASIDE_DESCRIPTION	EVALUATED_PREFERENCE	SOLE_SOURCE_CATEGORY	SB_Action	SB_\$
COMPETED UNDER SAP					
	8(A) SOLE SOURCE	No Preference used	SOLE SOURCE	2	6,044
	BA COMPLETED	No Preference used	NOT SOLE SOURCE	1,369	252,662,257
	BUY INDIAN	No Preference used	NOT SOLE SOURCE	315	15,239,251
	ECONOMICALLY DISADVANTAGED WOMEN OWNED SMALL BUSINESS	No Preference used	NOT SOLE SOURCE	177	10,240,287
	EMERGING SMALL BUSINESS SET ASIDE	No Preference used	NOT SOLE SOURCE	1	-1,760
	HUBZONE SET-ASIDE	No Preference used	NOT SOLE SOURCE	2,264	113,678,428
	NO SET ASIDE USED.	Combined HUB/SDB Preference	NOT SOLE SOURCE	1	162,542
	NO SET ASIDE USED.	No Preference used	NOT SOLE SOURCE	446,292	4,500,042,739
	RESERVED FOR SMALL BUSINESS	No Preference used	NOT SOLE SOURCE	49	-94,566
	SDVOB SOLE SOURCE	No Preference used	SOLE SOURCE	2	96,642
	SERVICE DISABLED VETERAN OWNED SMALL BUSINESS SET-ASIDE	No Preference used	NOT SOLE SOURCE	18,386	832,130,784
	SMALL BUSINESS SET ASIDE - PARTIAL	No Preference used	NOT SOLE SOURCE	1,124	39,992,368
	SMALL BUSINESS SET ASIDE - TOTAL	No Preference used	NOT SOLE SOURCE	197,915	4,594,871,376
	VETERAN SET ASIDE	No Preference used	NOT SOLE SOURCE	669	41,350,048
	WOMEN OWNED SMALL BUSINESS	No Preference used	NOT SOLE SOURCE	1,760	107,916,479
	INDIAN SMALL BUSINESS ECONOMIC ENTERPRISE	No Preference used	NOT SOLE SOURCE	1,075	29,111,821
	INDIAN ECONOMIC ENTERPRISE	No Preference used	NOT SOLE SOURCE	62	3,631,542
	Not Selected	No Preference used	NOT SOLE SOURCE	12,684	385,291,123
COMPETED UNDER SAP Total				684,147	10,926,327,406
COMPETITIVE DELIVERY ORDER					
	8(A) SOLE SOURCE	No Preference used	SOLE SOURCE	1	-3,370
	BA COMPLETED	No Preference used	NOT SOLE SOURCE	11	-344,286
	BA COMPLETED	OTHER	NOT SOLE SOURCE	1	-36,405
	HUBZONE SET-ASIDE	No Preference used	NOT SOLE SOURCE	4	-13,752
	NO SET ASIDE USED.	No Preference used	NOT SOLE SOURCE	101	-4,714,492
	NO SET ASIDE USED.	OTHER	NOT SOLE SOURCE	6	-38
	SERVICE DISABLED VETERAN OWNED SMALL BUSINESS SET-ASIDE	No Preference used	NOT SOLE SOURCE	1	0
	SMALL BUSINESS SET ASIDE - PARTIAL	No Preference used	NOT SOLE SOURCE	2	0
	SMALL BUSINESS SET ASIDE - TOTAL	No Preference used	NOT SOLE SOURCE	57	-1,345,868
	Not Selected	No Preference used	NOT SOLE SOURCE	23	2,286,055
	Not Selected	OTHER	NOT SOLE SOURCE	14	2,185,397
COMPETITIVE DELIVERY ORDER Total				221	-1,986,848
FOLLOW ON TO COMPETED ACTION					
	NO SET ASIDE USED.	No Preference used	NOT SOLE SOURCE	24	2,213,307
	SMALL BUSINESS SET ASIDE - TOTAL	No Preference used	NOT SOLE SOURCE	1	0
FOLLOW ON TO COMPETED ACTION Total				25	2,213,307
FULL AND OPEN COMPETITION					
	8(A) SOLE SOURCE	No Preference used	SOLE SOURCE	332	77,721,989
	8(A) SOLE SOURCE	OTHER	SOLE SOURCE	42	2,982,725
	BA COMPLETED	No Preference used	NOT SOLE SOURCE	753	281,795,960
	BA COMPLETED	OTHER	NOT SOLE SOURCE	7	632,943
	ECONOMICALLY DISADVANTAGED WOMEN OWNED SMALL BUSINESS	No Preference used	NOT SOLE SOURCE	49	11,786,070
	HUBZONE SET-ASIDE	No Preference used	NOT SOLE SOURCE	338	107,366,012
	HUBZONE SET-ASIDE	OTHER	NOT SOLE SOURCE	10	396,502
	HUBZONE SOLE SOURCE	No Preference used	SOLE SOURCE	33	5,911,659
	HUBZONE SOLE SOURCE	OTHER	SOLE SOURCE	3	15,527
	NO SET ASIDE USED.	HUBZone Price Evaluation Preference	NOT SOLE SOURCE	305	322,884,462
	NO SET ASIDE USED.	No Preference used	NOT SOLE SOURCE	887,164	25,352,737,992
	NO SET ASIDE USED.	OTHER	NOT SOLE SOURCE	61	16,513,193
	SDVOB SOLE SOURCE	No Preference used	SOLE SOURCE	238	26,175,816
	SDVOB SOLE SOURCE	OTHER	SOLE SOURCE	3	239,732
	SERVICE DISABLED VETERAN OWNED SMALL BUSINESS SET-ASIDE	No Preference used	NOT SOLE SOURCE	3,365	1,172,588,770
	SERVICE DISABLED VETERAN OWNED SMALL BUSINESS SET-ASIDE	OTHER	NOT SOLE SOURCE	20	2,098,888
	SMALL BUSINESS SET ASIDE - PARTIAL	No Preference used	NOT SOLE SOURCE	340	68,297,252
	SMALL BUSINESS SET ASIDE - PARTIAL	OTHER	NOT SOLE SOURCE	6	212,780
	SMALL BUSINESS SET ASIDE - TOTAL	No Preference used	NOT SOLE SOURCE	17,456	3,260,906,314
	SMALL BUSINESS SET ASIDE - TOTAL	OTHER	NOT SOLE SOURCE	799	87,830,095
	WOMEN OWNED SMALL BUSINESS	No Preference used	NOT SOLE SOURCE	516	141,527,418
	WOMEN OWNED SMALL BUSINESS	OTHER	NOT SOLE SOURCE	10	1,126,233
	WOMEN OWNED SMALL BUSINESS SOLE SOURCE	No Preference used	SOLE SOURCE	120	28,528,220
	WOMEN OWNED SMALL BUSINESS SOLE SOURCE	OTHER	SOLE SOURCE	6	888,181
	ECONOMICALLY DISADVANTAGED WOMEN OWNED SMALL BUSINESS SOLE SOURCE	No Preference used	SOLE SOURCE	6	929,579
	Not Selected	No Preference used	NOT SOLE SOURCE	29,498	2,264,418,421
	Not Selected	OTHER	NOT SOLE SOURCE	8,062	470,618,807
FULL AND OPEN COMPETITION Total				946,543	33,707,131,540
FULL AND OPEN COMPETITION AFTER EXCLUSION OF SOURCES					
	8(A) SOLE SOURCE	No Preference used	SOLE SOURCE	1,166	319,314,553
	BA COMPLETED	No Preference used	NOT SOLE SOURCE	30,834	7,948,054,608
	BA COMPLETED	OTHER	NOT SOLE SOURCE	3	-26,557
	BUY INDIAN	No Preference used	NOT SOLE SOURCE	150	15,645,626
	ECONOMICALLY DISADVANTAGED WOMEN OWNED SMALL BUSINESS	No Preference used	NOT SOLE SOURCE	371	70,106,176
	EMERGING SMALL BUSINESS SET ASIDE	No Preference used	NOT SOLE SOURCE	3	-17,909
	HUBZONE SET-ASIDE	No Preference used	NOT SOLE SOURCE	9,286	1,934,275,720
	HUBZONE SOLE SOURCE	No Preference used	SOLE SOURCE	14	1,130,405
	NO SET ASIDE USED.	No Preference used	NOT SOLE SOURCE	8,770	1,269,581,854
	NO SET ASIDE USED.	OTHER	NOT SOLE SOURCE	26	7,782
	NO SET ASIDE USED.	SDB Preferential Consideration Partial SB	NOT SOLE SOURCE	2	309,710
	RESERVED FOR SMALL BUSINESS	No Preference used	NOT SOLE SOURCE	8	647,048
	SDVOB SOLE SOURCE	No Preference used	SOLE SOURCE	90	18,236,752
	SERVICE DISABLED VETERAN OWNED SMALL BUSINESS SET-ASIDE	No Preference used	NOT SOLE SOURCE	37,314	6,086,194,636
	SMALL BUSINESS SET ASIDE - PARTIAL	HUBZone Price Evaluation Preference	NOT SOLE SOURCE	45	62,865,420
	SMALL BUSINESS SET ASIDE - PARTIAL	No Preference used	NOT SOLE SOURCE	10,003	2,755,055,791
	SMALL BUSINESS SET ASIDE - PARTIAL	OTHER	NOT SOLE SOURCE	3	-106,053
	SMALL BUSINESS SET ASIDE - TOTAL	No Preference used	NOT SOLE SOURCE	713,777	37,833,435,735
	SMALL BUSINESS SET ASIDE - TOTAL	OTHER	NOT SOLE SOURCE	77	193,291
	VETERAN SET ASIDE	No Preference used	NOT SOLE SOURCE	554	133,555,652
	WOMEN OWNED SMALL BUSINESS	No Preference used	NOT SOLE SOURCE	4,143	481,398,504

EXTENT_COMPETED_DESCRIPTION	TYPE_OF_SET_ASIDE_DESCRIPTION	EVALUATED_PREFERENCE	SOLE_SOURCE_CATEGORY	SB_Action	SB_\$
FULL AND OPEN COMPETITION AFTER EXCLUSION OF SOURCES	INDIAN SMALL BUSINESS ECONOMIC ENTERPRISE	No Preference used	NOT SOLE SOURCE	158	39,136,340
	WOMEN OWNED SMALL BUSINESS SOLE SOURCE	No Preference used	SOLE SOURCE	34	7,487,712
	INDIAN ECONOMIC ENTERPRISE	No Preference used	NOT SOLE SOURCE	14	640,340
	ECONOMICALLY DISADVANTAGED WOMEN OWNED SMALL BUSINESS	No Preference used	SOLE SOURCE	1	47,348
	Not Selected	No Preference used	NOT SOLE SOURCE	607	101,859,700
	Not Selected	OTHER	NOT SOLE SOURCE	10	-23,485
FULL AND OPEN COMPETITION AFTER EXCLUSION OF SOURCES Total				817,463	59,079,065,942
NON-COMPETITIVE DELIVERY ORDER	8(A) SOLE SOURCE	No Preference used	SOLE SOURCE	1	-58,565
	8A COMPETED	No Preference used	NOT SOLE SOURCE	4	-12,950
	HURBZONE SET-ASIDE	OTHER	NOT SOLE SOURCE	8	-4,536
	NO SET ASIDE USED.	No Preference used	NOT SOLE SOURCE	41	6,364,309
	NO SET ASIDE USED.	OTHER	NOT SOLE SOURCE	1	-282
	SMALL BUSINESS SET ASIDE - TOTAL	No Preference used	NOT SOLE SOURCE	18	-1,152,667
	Not Selected	No Preference used	NOT SOLE SOURCE	9	-10
	Not Selected	OTHER	NOT SOLE SOURCE	3	-33,900
NON-COMPETITIVE DELIVERY ORDER Total				85	5,101,403
NOT AVAILABLE FOR COMPETITION	8(A) SOLE SOURCE	No Preference used	SOLE SOURCE	38,768	7,291,481,737
	8(A) SOLE SOURCE	OTHER	SOLE SOURCE	463	28,788,146
	8(A) WITH HUB ZONE PREFERENCE	No Preference used	NOT SOLE SOURCE	1	0
	8A COMPETED	No Preference used	NOT SOLE SOURCE	1	0
	HURBZONE SET-ASIDE	No Preference used	NOT SOLE SOURCE	1	-2,656
	HURBZONE SOLE SOURCE	No Preference used	SOLE SOURCE	533	89,133,200
	NO SET ASIDE USED.	No Preference used	NOT SOLE SOURCE	12,214	1,257,586,293
	NO SET ASIDE USED.	OTHER	NOT SOLE SOURCE	3	0
	SDVOBS SOLE SOURCE	No Preference used	SOLE SOURCE	784	99,629,603
	SMALL BUSINESS SET ASIDE - TOTAL	No Preference used	NOT SOLE SOURCE	44	82,404
	SMALL BUSINESS SET ASIDE - TOTAL	OTHER	NOT SOLE SOURCE	30	2,533,552
	VETERAN SOLE SOURCE	No Preference used	SOLE SOURCE	48	5,251,049
	WOMEN OWNED SMALL BUSINESS	OTHER	NOT SOLE SOURCE	1	0
	WOMEN OWNED SMALL BUSINESS SOLE SOURCE	No Preference used	SOLE SOURCE	217	36,546,325
	INDIAN ECONOMIC ENTERPRISE	No Preference used	NOT SOLE SOURCE	11	2,448,315
	ECONOMICALLY DISADVANTAGED WOMEN OWNED SMALL BUSINESS	No Preference used	SOLE SOURCE	59	9,157,339
	Not Selected	No Preference used	NOT SOLE SOURCE	310	6,054,894
	Not Selected	OTHER	NOT SOLE SOURCE	76	8,490,302
NOT AVAILABLE FOR COMPETITION Total				53,564	8,837,180,504
NOT COMPETED	8(A) SOLE SOURCE	No Preference used	SOLE SOURCE	1	-66,123
	8(A) SOLE SOURCE	OTHER	SOLE SOURCE	1	-7,056
	8A COMPETED	No Preference used	NOT SOLE SOURCE	2	0
	HURBZONE SET-ASIDE	No Preference used	NOT SOLE SOURCE	3	-22,310
	NO SET ASIDE USED.	No Preference used	NOT SOLE SOURCE	61,722	4,842,661,303
	NO SET ASIDE USED.	OTHER	NOT SOLE SOURCE	18	-2,361,338
	SDVOBS SOLE SOURCE	No Preference used	SOLE SOURCE	5	18,316
	SMALL BUSINESS SET ASIDE - TOTAL	No Preference used	NOT SOLE SOURCE	3	74,742
	WOMEN OWNED SMALL BUSINESS SOLE SOURCE	No Preference used	SOLE SOURCE	3	6,961
	Not Selected	No Preference used	NOT SOLE SOURCE	82	16,080,809
	Not Selected	OTHER	NOT SOLE SOURCE	5	-402,284
NOT COMPETED Total				61,845	4,855,983,019
NOT COMPETED UNDER SAP	8(A) SOLE SOURCE	No Preference used	SOLE SOURCE	11,025	1,417,478,690
	8A COMPETED	No Preference used	NOT SOLE SOURCE	49	11,706,331
	HURBZONE SOLE SOURCE	No Preference used	SOLE SOURCE	226	33,954,828
	NO SET ASIDE USED.	No Preference used	NOT SOLE SOURCE	76,639	1,617,681,805
	RESERVED FOR SMALL BUSINESS	No Preference used	NOT SOLE SOURCE	7	-100
	SDVOBS SOLE SOURCE	No Preference used	SOLE SOURCE	818	73,504,841
	SMALL BUSINESS SET ASIDE - PARTIAL	No Preference used	NOT SOLE SOURCE	1	-3,523
	SMALL BUSINESS SET ASIDE - TOTAL	No Preference used	NOT SOLE SOURCE	6	652,232
	VETERAN SOLE SOURCE	No Preference used	SOLE SOURCE	32	2,138,348
	INDIAN SMALL BUSINESS ECONOMIC ENTERPRISE	No Preference used	NOT SOLE SOURCE	5	19,647
	WOMEN OWNED SMALL BUSINESS SOLE SOURCE	No Preference used	SOLE SOURCE	198	19,450,872
	INDIAN ECONOMIC ENTERPRISE	No Preference used	NOT SOLE SOURCE	2	-1,940
	ECONOMICALLY DISADVANTAGED WOMEN OWNED SMALL BUSINESS	No Preference used	SOLE SOURCE	42	2,362,649
	Not Selected	No Preference used	NOT SOLE SOURCE	1,792	78,232,420
	Not Selected	OTHER	NOT SOLE SOURCE	6	0
NOT COMPETED UNDER SAP Total				90,848	3,257,177,100
Not Selected	8A COMPETED	No Preference used	NOT SOLE SOURCE	8	-111,889
	8A COMPETED	SDB Price Evaluation Adjustment	NOT SOLE SOURCE	1	0
	HURBZONE SET-ASIDE	No Preference used	NOT SOLE SOURCE	4	-98
	HURBZONE SOLE SOURCE	No Preference used	SOLE SOURCE	2	0
	NO SET ASIDE USED.	No Preference used	NOT SOLE SOURCE	135	1,942,645
	NO SET ASIDE USED.	OTHER	NOT SOLE SOURCE	1	7,978
	SMALL BUSINESS SET ASIDE - PARTIAL	No Preference used	NOT SOLE SOURCE	6	551
	SMALL BUSINESS SET ASIDE - TOTAL	No Preference used	NOT SOLE SOURCE	162	2,365,938
	Not Selected	No Preference used	NOT SOLE SOURCE	43	-2,031,171
	Not Selected	OTHER	NOT SOLE SOURCE	10,972	173,477,489
Not Selected Total				11,334	175,651,439
Grand Total				2,669,075	120,843,844,810

FUNDING_DEPARTMENT_NAME	(All)
SRDVOB_FLAG	YES

EXTENT_COMPETED_DESCRIPTION	TYPE_OF_SET_ASIDE_DESCRIPTION	EVALUATED_PREFERENCE	SOLE_SOURCE_CATEGORY	Values	
				SB_Action	SB_5
COMPETED UNDER SAP	8A COMPETED	No Preference used	NOT SOLE SOURCE	231	42,209,911
	BUY INDIAN	No Preference used	NOT SOLE SOURCE	18	3,871,144
	ECONOMICALLY DISADVANTAGED WOMEN OWNED SMALL BUSINESS	No Preference used	NOT SOLE SOURCE	17	640,886
	HUBZONE SET-ASIDE	No Preference used	NOT SOLE SOURCE	292	9,346,103
	NO SET ASIDE USED.	No Preference used	NOT SOLE SOURCE	17,347	351,978,792
	RESERVED FOR SMALL BUSINESS	No Preference used	NOT SOLE SOURCE	3	-
	SDVO SB SOLE SOURCE	No Preference used	SOLE SOURCE	2	96,642
	SERVICE DISABLED VETERAN OWNED SB SET-ASIDE	No Preference used	NOT SOLE SOURCE	18,382	831,971,392
	SMALL BUSINESS SET ASIDE - PARTIAL	No Preference used	NOT SOLE SOURCE	59	1,929,403
	SMALL BUSINESS SET ASIDE - TOTAL	No Preference used	NOT SOLE SOURCE	11,609	387,881,152
	VETERAN SET ASIDE	No Preference used	NOT SOLE SOURCE	334	22,175,306
	WOMEN OWNED SMALL BUSINESS	No Preference used	NOT SOLE SOURCE	91	8,314,597
	INDIAN SMALL BUSINESS ECONOMIC ENTERPRISE	No Preference used	NOT SOLE SOURCE	64	1,526,819
	INDIAN ECONOMIC ENTERPRISE	No Preference used	NOT SOLE SOURCE	3	7,776
	Not Selected	No Preference used	NOT SOLE SOURCE	394	23,869,955
COMPETED UNDER SAP Total				48,846	1,685,819,877
COMPETITIVE DELIVERY ORDER	NO SET ASIDE USED.	No Preference used	NOT SOLE SOURCE	10	1,097,647
	SERVICE DISABLED VETERAN OWNED SB SET-ASIDE	No Preference used	NOT SOLE SOURCE	1	-
COMPETITIVE DELIVERY ORDER Total				11	1,097,647
FULL AND OPEN COMPETITION	8(A) SOLE SOURCE	No Preference used	SOLE SOURCE	74	8,149,348
	8A COMPETED	No Preference used	NOT SOLE SOURCE	80	19,969,379
	8A COMPETED	OTHER	NOT SOLE SOURCE	1	-
	ECONOMICALLY DISADVANTAGED WOMEN OWNED SMALL BUSINESS	No Preference used	NOT SOLE SOURCE	2	67,776
	HUBZONE SET-ASIDE	No Preference used	NOT SOLE SOURCE	38	6,642,464
	HUBZONE SOLE SOURCE	No Preference used	SOLE SOURCE	3	7,600
	NO SET ASIDE USED.	HUBZone Price Evaluation Preference	NOT SOLE SOURCE	8	9,258,898
	NO SET ASIDE USED.	No Preference used	NOT SOLE SOURCE	41,504	3,123,801,481
	SDVO SB SOLE SOURCE	No Preference used	SOLE SOURCE	238	26,175,816
	SDVO SB SOLE SOURCE	OTHER	SOLE SOURCE	3	239,732
	SERVICE DISABLED VETERAN OWNED SB SET-ASIDE	No Preference used	NOT SOLE SOURCE	3,356	1,173,522,794
	SERVICE DISABLED VETERAN OWNED SB SET-ASIDE	OTHER	NOT SOLE SOURCE	20	2,098,888
	SMALL BUSINESS SET ASIDE - PARTIAL	No Preference used	NOT SOLE SOURCE	12	5,426,026
	SMALL BUSINESS SET ASIDE - PARTIAL	OTHER	NOT SOLE SOURCE	1	-
	SMALL BUSINESS SET ASIDE - TOTAL	No Preference used	NOT SOLE SOURCE	2,526	589,947,587
	SMALL BUSINESS SET ASIDE - TOTAL	OTHER	NOT SOLE SOURCE	14	1,467,549
	WOMEN OWNED SMALL BUSINESS	No Preference used	NOT SOLE SOURCE	20	7,224,316
	Not Selected	No Preference used	NOT SOLE SOURCE	2,392	324,018,703
	Not Selected	OTHER	NOT SOLE SOURCE	301	13,302,105
FULL AND OPEN COMPETITION Total				50,599	5,311,320,462
FULL AND OPEN COMPETITION AFTER EXCLUSION OF SOURCES	8(A) SOLE SOURCE	No Preference used	SOLE SOURCE	120	23,665,565
	8A COMPETED	No Preference used	NOT SOLE SOURCE	2,874	738,246,082
	BUY INDIAN	No Preference used	NOT SOLE SOURCE	4	6,839
	ECONOMICALLY DISADVANTAGED WOMEN OWNED SMALL BUSINESS	No Preference used	NOT SOLE SOURCE	13	3,439,243
	HUBZONE SET-ASIDE	No Preference used	NOT SOLE SOURCE	847	146,608,841
	NO SET ASIDE USED.	No Preference used	NOT SOLE SOURCE	235	15,610,084
	NO SET ASIDE USED.	SDB Preferential Consideration Partial SB	NOT SOLE SOURCE	1	309,710
	SDVO SB SOLE SOURCE	No Preference used	SOLE SOURCE	90	18,295,752
	SERVICE DISABLED VETERAN OWNED SB SET-ASIDE	No Preference used	NOT SOLE SOURCE	37,301	6,082,437,069
	SMALL BUSINESS SET ASIDE - PARTIAL	No Preference used	NOT SOLE SOURCE	391	81,599,131
	SMALL BUSINESS SET ASIDE - TOTAL	No Preference used	NOT SOLE SOURCE	21,791	4,344,064,019
	VETERAN SET ASIDE	No Preference used	NOT SOLE SOURCE	372	89,103,077
	WOMEN OWNED SMALL BUSINESS	No Preference used	NOT SOLE SOURCE	71	18,036,555
	INDIAN SMALL BUSINESS ECONOMIC ENTERPRISE	No Preference used	NOT SOLE SOURCE	4	2,316,929
	Not Selected	No Preference used	NOT SOLE SOURCE	48	2,098,578
FULL AND OPEN COMPETITION AFTER EXCLUSION OF SOURCES Total				64,162	11,567,837,476
NON-COMPETITIVE DELIVERY ORDER	NO SET ASIDE USED.	No Preference used	NOT SOLE SOURCE	2	(6,786)
NON-COMPETITIVE DELIVERY ORDER Total				2	(6,786)
NOT AVAILABLE FOR COMPETITION	8(A) SOLE SOURCE	No Preference used	SOLE SOURCE	5,273	808,211,458
	8(A) SOLE SOURCE	OTHER	SOLE SOURCE	15	-
	HUBZONE SOLE SOURCE	No Preference used	SOLE SOURCE	34	4,384,592
	NO SET ASIDE USED.	No Preference used	NOT SOLE SOURCE	1,344	112,769,911
	SDVO SB SOLE SOURCE	No Preference used	SOLE SOURCE	784	99,629,603
	VETERAN SOLE SOURCE	No Preference used	SOLE SOURCE	29	5,032,147
	WOMEN OWNED SMALL BUSINESS SOLE SOURCE	No Preference used	SOLE SOURCE	14	315,081
	Not Selected	No Preference used	NOT SOLE SOURCE	7	3,370,267
	Not Selected	OTHER	NOT SOLE SOURCE	1	-
NOT AVAILABLE FOR COMPETITION Total				7,501	1,033,713,059
NOT COMPETED	NO SET ASIDE USED.	No Preference used	NOT SOLE SOURCE	4,408	503,807,968
	SDVO SB SOLE SOURCE	No Preference used	SOLE SOURCE	4	18,316
	Not Selected	No Preference used	NOT SOLE SOURCE	2	500,000
NOT COMPETED Total				4,414	504,326,284
NOT COMPETED UNDER SAP	8(A) SOLE SOURCE	No Preference used	SOLE SOURCE	1,766	231,528,146
	HUBZONE SOLE SOURCE	No Preference used	SOLE SOURCE	32	19,598,012
	NO SET ASIDE USED.	No Preference used	NOT SOLE SOURCE	5,776	175,355,746
	SDVO SB SOLE SOURCE	No Preference used	SOLE SOURCE	818	73,504,841
	VETERAN SOLE SOURCE	No Preference used	SOLE SOURCE	3	330,339

NOT COMPETED UNDER SAP	WOMEN OWNED SMALL BUSINESS SOLE SOURCE	No Preference used	SOLE SOURCE	5	1,090,894
	ECONOMICALLY DISADVANTAGED WOMEN OWNED SMALL	No Preference used	SOLE SOURCE	1	130,018
	Not Selected	No Preference used	NOT SOLE SOURCE	66	9,930,610
NOT COMPETED UNDER SAP Total				8,467	511,468,607
Not Selected	NO SET ASIDE USED.	No Preference used	NOT SOLE SOURCE	1	(23)
	Not Selected	No Preference used	NOT SOLE SOURCE	3	(17,552)
	Not Selected	OTHER	NOT SOLE SOURCE	741	2,078,797
Not Selected Total				745	2,061,221
Grand Total				184,741	20,617,637,848

Department: (All)
 Socio-Economic Category: HubZone_FLAG

FUNDING DEPARTMENT NAME	(All)
HubZone_FLAG	YES

EXTENT_COMPETED_DESCRIPTION	TYPE_OF_SET_ASIDE_DESCRIPTION	EVALUATED_PREFERENCE	SOLE_SOURCE_CATEGORY	Values	
				SB_Action	SB_S
COMPETED UNDER SAP	8A COMPETED	No Preference used	NOT SOLE SOURCE	202	29,031,231
	BUY INDIAN	No Preference used	NOT SOLE SOURCE	28	251,060
	ECONOMICALLY DISADVANTAGED WOMEN OWNED SMALL BUSINESS	No Preference used	NOT SOLE SOURCE	16	1,743,305
	EMERGING SMALL BUSINESS SET ASIDE	No Preference used	NOT SOLE SOURCE	1	-1,760
	HUBZONE SET-ASIDE	No Preference used	NOT SOLE SOURCE	2,263	113,688,571
	NO SET ASIDE USED.	Combined HUB/SDB Preference	NOT SOLE SOURCE	1	162,542
	NO SET ASIDE USED.	No Preference used	NOT SOLE SOURCE	14,710	170,246,954
	SDVOSB SOLE SOURCE	No Preference used	SOLE SOURCE	1	15,975
	SERVICE DISABLED VETERAN OWNED SMALL BUSINESS SET-ASIDE	No Preference used	NOT SOLE SOURCE	1,595	67,650,910
	SMALL BUSINESS SET ASIDE - PARTIAL	No Preference used	NOT SOLE SOURCE	69	22,474,493
	SMALL BUSINESS SET ASIDE - TOTAL	No Preference used	NOT SOLE SOURCE	8,245	472,417,181
	VETERAN SET ASIDE	No Preference used	NOT SOLE SOURCE	46	2,667,979
	WOMEN OWNED SMALL BUSINESS	No Preference used	NOT SOLE SOURCE	104	13,311,610
	INDIAN SMALL BUSINESS ECONOMIC ENTERPRISE	No Preference used	NOT SOLE SOURCE	154	3,770,239
	INDIAN ECONOMIC ENTERPRISE	No Preference used	NOT SOLE SOURCE	4	123,448
	Not Selected	No Preference used	NOT SOLE SOURCE	331	24,791,140
COMPETED UNDER SAP Total				27,770	922,344,879
COMPETITIVE DELIVERY ORDER	HUBZONE SET-ASIDE	No Preference used	NOT SOLE SOURCE	4	-13,752
	NO SET ASIDE USED.	No Preference used	NOT SOLE SOURCE	3	347,512
	SMALL BUSINESS SET ASIDE - TOTAL	No Preference used	NOT SOLE SOURCE	7	-10,275
COMPETITIVE DELIVERY ORDER Total				14	323,485
FULL AND OPEN COMPETITION	8(A) SOLE SOURCE	No Preference used	SOLE SOURCE	42	5,830,087
	8A COMPETED	No Preference used	NOT SOLE SOURCE	61	25,458,170
	ECONOMICALLY DISADVANTAGED WOMEN OWNED SMALL BUSINESS	No Preference used	NOT SOLE SOURCE	3	2,005,435
	HUBZONE SET-ASIDE	No Preference used	NOT SOLE SOURCE	308	103,939,863
	HUBZONE SET-ASIDE	OTHER	NOT SOLE SOURCE	2	1,094
	HUBZONE SOLE SOURCE	No Preference used	SOLE SOURCE	14	4,757,863
	HUBZONE SOLE SOURCE	OTHER	SOLE SOURCE	1	15,527
	NO SET ASIDE USED.	HUBZone Price Evaluation Preference	NOT SOLE SOURCE	296	320,674,982
	NO SET ASIDE USED.	No Preference used	NOT SOLE SOURCE	11,871	965,351,896
	SDVOSB SOLE SOURCE	No Preference used	SOLE SOURCE	45	3,257,290
	SERVICE DISABLED VETERAN OWNED SMALL BUSINESS SET-ASIDE	No Preference used	NOT SOLE SOURCE	343	174,982,704
	SMALL BUSINESS SET ASIDE - PARTIAL	No Preference used	NOT SOLE SOURCE	5	255,578
	SMALL BUSINESS SET ASIDE - TOTAL	No Preference used	NOT SOLE SOURCE	858	127,144,652
	SMALL BUSINESS SET ASIDE - TOTAL	OTHER	NOT SOLE SOURCE	19	2,588,466
	WOMEN OWNED SMALL BUSINESS	No Preference used	NOT SOLE SOURCE	15	3,833,967
	WOMEN OWNED SMALL BUSINESS	OTHER	NOT SOLE SOURCE	1	0
	WOMEN OWNED SMALL BUSINESS SOLE SOURCE	No Preference used	SOLE SOURCE	7	108,116
	Not Selected	No Preference used	NOT SOLE SOURCE	466	79,565,954
	Not Selected	OTHER	NOT SOLE SOURCE	181	15,361,333
FULL AND OPEN COMPETITION Total				14,538	1,835,132,977
FULL AND OPEN COMPETITION AFTER EXCLUSION OF SOURCES	8(A) SOLE SOURCE	No Preference used	SOLE SOURCE	45	9,135,436
	8A COMPETED	No Preference used	NOT SOLE SOURCE	2,120	389,342,921
	BUY INDIAN	No Preference used	NOT SOLE SOURCE	31	1,351,046
	ECONOMICALLY DISADVANTAGED WOMEN OWNED SMALL BUSINESS	No Preference used	NOT SOLE SOURCE	84	9,060,081
	HUBZONE SET-ASIDE	No Preference used	NOT SOLE SOURCE	9,199	1,908,439,271
	HUBZONE SOLE SOURCE	No Preference used	SOLE SOURCE	12	836,266
	NO SET ASIDE USED.	No Preference used	NOT SOLE SOURCE	96	7,557,128
	SDVOSB SOLE SOURCE	No Preference used	SOLE SOURCE	8	810,763
	SERVICE DISABLED VETERAN OWNED SMALL BUSINESS SET-ASIDE	No Preference used	NOT SOLE SOURCE	9,022	319,129,550
	SMALL BUSINESS SET ASIDE - PARTIAL	HUBZone Price Evaluation Preference	NOT SOLE SOURCE	45	62,865,420
	SMALL BUSINESS SET ASIDE - PARTIAL	No Preference used	NOT SOLE SOURCE	542	447,094,314
	SMALL BUSINESS SET ASIDE - TOTAL	No Preference used	NOT SOLE SOURCE	38,494	1,985,754,996
	VETERAN SET ASIDE	No Preference used	NOT SOLE SOURCE	24	6,125,354
	WOMEN OWNED SMALL BUSINESS	No Preference used	NOT SOLE SOURCE	200	58,377,588
	INDIAN SMALL BUSINESS ECONOMIC ENTERPRISE	No Preference used	NOT SOLE SOURCE	18	2,454,202
	WOMEN OWNED SMALL BUSINESS SOLE SOURCE	No Preference used	SOLE SOURCE	3	651,762

EXTENT_COMPETED_DESCRIPTION	TYPE_OF_SET_ASIDE_DESCRIPTION	EVALUATED_PREFERENCE	SOLE_SOURCE_CATEGORY	SB_Action	SB_ \$
FULL AND OPEN COMPETITION AFTER EXCLUSION OF SOURCES	Not Selected	No Preference used	NOT SOLE SOURCE	59	8,440,387
FULL AND OPEN COMPETITION AFTER EXCLUSION OF SOURCES Total				60,002	5,217,426,486
NON-COMPETITIVE DELIVERY ORDER	HUBZONE SET-ASIDE	OTHER	NOT SOLE SOURCE	8	-4,526
	NO SET ASIDE USED.	No Preference used	NOT SOLE SOURCE	1	0
	SMALL BUSINESS SET ASIDE - TOTAL	No Preference used	NOT SOLE SOURCE	5	0
NON-COMPETITIVE DELIVERY ORDER Total				14	-4,526
NOT AVAILABLE FOR COMPETITION	8(A) SOLE SOURCE	No Preference used	SOLE SOURCE	6,564	1,219,949,992
	8(A) SOLE SOURCE	OTHER	SOLE SOURCE	21	74,158
	HUBZONE SET-ASIDE	No Preference used	NOT SOLE SOURCE	1	-2,656
	HUBZONE SOLE SOURCE	No Preference used	SOLE SOURCE	531	89,159,532
	NO SET ASIDE USED.	No Preference used	NOT SOLE SOURCE	477	113,885,438
	SDVOSB SOLE SOURCE	No Preference used	SOLE SOURCE	50	9,658,331
	SMALL BUSINESS SET ASIDE - TOTAL	OTHER	NOT SOLE SOURCE	1	0
	VETERAN SOLE SOURCE	No Preference used	SOLE SOURCE	2	14,700
	WOMEN OWNED SMALL BUSINESS SOLE SOURCE	No Preference used	SOLE SOURCE	6	5,276,826
	ECONOMICALLY DISADVANTAGED WOMEN OWNED SMALL BUSINESS SOLE SOURCE	No Preference used	SOLE SOURCE	12	30,710
	Not Selected	OTHER	NOT SOLE SOURCE	8	802,461
NOT AVAILABLE FOR COMPETITION Total				7,673	1,438,849,493
NOT COMPETED	HUBZONE SET-ASIDE	No Preference used	NOT SOLE SOURCE	3	-22,310
	NO SET ASIDE USED.	No Preference used	NOT SOLE SOURCE	1,045	130,370,226
NOT COMPETED Total				1,048	130,347,917
NOT COMPETED UNDER SAP	8(A) SOLE SOURCE	No Preference used	SOLE SOURCE	2,084	236,815,325
	8A COMPETED	No Preference used	NOT SOLE SOURCE	25	2,727,524
	HUBZONE SOLE SOURCE	No Preference used	SOLE SOURCE	224	33,164,228
	NO SET ASIDE USED.	No Preference used	NOT SOLE SOURCE	2,305	65,972,375
	RESERVED FOR SMALL BUSINESS	No Preference used	NOT SOLE SOURCE	1	0
	SDVOSB SOLE SOURCE	No Preference used	SOLE SOURCE	51	3,411,522
	VETERAN SOLE SOURCE	No Preference used	SOLE SOURCE	1	84,728
	WOMEN OWNED SMALL BUSINESS SOLE SOURCE	No Preference used	SOLE SOURCE	11	1,489,949
	ECONOMICALLY DISADVANTAGED WOMEN OWNED SMALL BUSINESS SOLE SOURCE	No Preference used	SOLE SOURCE	7	247,183
	Not Selected	No Preference used	NOT SOLE SOURCE	56	11,597,737
NOT COMPETED UNDER SAP Total				4,765	355,510,571
Not Selected	8A COMPETED	No Preference used	NOT SOLE SOURCE	1	-20
	HUBZONE SET-ASIDE	No Preference used	NOT SOLE SOURCE	4	-98
	HUBZONE SOLE SOURCE	No Preference used	SOLE SOURCE	2	0
	Not Selected	OTHER	NOT SOLE SOURCE	411	92,246
Not Selected Total				418	92,128
Grand Total				116,242	9,900,023,409

FUNDING DEPARTMENT NAME		(All)			
SDB		YES			
EXTENT_COMPETED_DESCRIPTION	TYPE_OF_SET_ASIDE_DESCRIPTION	EVALUATED_PREFERENCE	SOLE_SOURCE_CATEGORY	Values	SB_\$
COMPETED UNDER SAP	8(A) SOLE SOURCE	No Preference used	SOLE SOURCE	2	6,044
	8A COMPETED	No Preference used	NOT SOLE SOURCE	1,369	252,662,257
	BUY INDIAN	No Preference used	NOT SOLE SOURCE	211	10,099,256
	ECONOMICALLY DISADVANTAGED WOMEN OWNED SMALL BUSINESS	No Preference used	NOT SOLE SOURCE	146	7,910,894
	HUBZONE SET-ASIDE	No Preference used	NOT SOLE SOURCE	1,091	70,568,852
	NO SET ASIDE USED.	Combined HUB/SDB Preference	NOT SOLE SOURCE	1	162,542
	NO SET ASIDE USED.	No Preference used	NOT SOLE SOURCE	65,501	892,518,077
	RESERVED FOR SMALL BUSINESS	No Preference used	NOT SOLE SOURCE	11	0
	SDVOSB SOLE SOURCE	No Preference used	SOLE SOURCE	1	15,975
	SERVICE DISABLED VETERAN OWNED SMALL BUSINESS SET-ASIDE	No Preference used	NOT SOLE SOURCE	7,633	358,821,652
	SMALL BUSINESS SET ASIDE - PARTIAL	No Preference used	NOT SOLE SOURCE	177	10,017,044
	SMALL BUSINESS SET ASIDE - TOTAL	No Preference used	NOT SOLE SOURCE	42,853	1,124,269,207
	VETERAN SET ASIDE	No Preference used	NOT SOLE SOURCE	201	14,352,638
	WOMEN OWNED SMALL BUSINESS	No Preference used	NOT SOLE SOURCE	864	56,813,517
	INDIAN SMALL BUSINESS ECONOMIC ENTERPRISE	No Preference used	NOT SOLE SOURCE	910	25,795,450
	INDIAN ECONOMIC ENTERPRISE	No Preference used	NOT SOLE SOURCE	52	3,139,021
	Not Selected	No Preference used	NOT SOLE SOURCE	3,577	108,643,790
COMPETED UNDER SAP Total				124,600	2,935,796,214
COMPETITIVE DELIVERY ORDER	8A COMPETED	No Preference used	NOT SOLE SOURCE	11	-344,286
	8A COMPETED	OTHER	NOT SOLE SOURCE	1	-36,493
	NO SET ASIDE USED.	No Preference used	NOT SOLE SOURCE	18	1,180,966
	SMALL BUSINESS SET ASIDE - PARTIAL	No Preference used	NOT SOLE SOURCE	1	0
	SMALL BUSINESS SET ASIDE - TOTAL	No Preference used	NOT SOLE SOURCE	26	-204,676
	Not Selected	No Preference used	NOT SOLE SOURCE	3	-6,695
COMPETITIVE DELIVERY ORDER Total				60	588,813
FOLLOW ON TO COMPETED ACTION	NO SET ASIDE USED.	No Preference used	NOT SOLE SOURCE	1	0
FOLLOW ON TO COMPETED ACTION Total				1	0
FULL AND OPEN COMPETITION	8(A) SOLE SOURCE	No Preference used	SOLE SOURCE	331	77,096,205
	8(A) SOLE SOURCE	OTHER	SOLE SOURCE	31	1,876,300
	8A COMPETED	No Preference used	NOT SOLE SOURCE	752	281,767,473
	8A COMPETED	OTHER	NOT SOLE SOURCE	7	632,943
	ECONOMICALLY DISADVANTAGED WOMEN OWNED SMALL BUSINESS	No Preference used	NOT SOLE SOURCE	33	5,107,077
	HUBZONE SET-ASIDE	No Preference used	NOT SOLE SOURCE	186	43,762,637
	HUBZONE SET-ASIDE	OTHER	NOT SOLE SOURCE	2	27,592
	HUBZONE SOLE SOURCE	No Preference used	SOLE SOURCE	9	1,340,353
	HUBZONE SOLE SOURCE	OTHER	SOLE SOURCE	1	15,527
	NO SET ASIDE USED.	HURZone Price Evaluation Preference	NOT SOLE SOURCE	80	143,243,784
	NO SET ASIDE USED.	No Preference used	NOT SOLE SOURCE	144,751	5,917,620,520
	NO SET ASIDE USED.	OTHER	NOT SOLE SOURCE	12	336,965
	SDVOSB SOLE SOURCE	No Preference used	SOLE SOURCE	52	5,082,022
	SDVOSB SOLE SOURCE	OTHER	SOLE SOURCE	1	206,117
	SERVICE DISABLED VETERAN OWNED SMALL BUSINESS SET-ASIDE	No Preference used	NOT SOLE SOURCE	1,028	484,547,828
	SERVICE DISABLED VETERAN OWNED SMALL BUSINESS SET-ASIDE	OTHER	NOT SOLE SOURCE	2	0
	SMALL BUSINESS SET ASIDE - PARTIAL	No Preference used	NOT SOLE SOURCE	134	35,473,852
	SMALL BUSINESS SET ASIDE - PARTIAL	OTHER	NOT SOLE SOURCE	2	23,485
	SMALL BUSINESS SET ASIDE - TOTAL	No Preference used	NOT SOLE SOURCE	4,652	974,802,448
	SMALL BUSINESS SET ASIDE - TOTAL	OTHER	NOT SOLE SOURCE	108	8,265,473
	WOMEN OWNED SMALL BUSINESS	No Preference used	NOT SOLE SOURCE	236	65,859,331
	WOMEN OWNED SMALL BUSINESS	OTHER	NOT SOLE SOURCE	1	0
	WOMEN OWNED SMALL BUSINESS SOLE SOURCE	No Preference used	SOLE SOURCE	33	5,280,548
	ECONOMICALLY DISADVANTAGED WOMEN OWNED SMALL BUSINESS SOLE SOURCE	No Preference used	SOLE SOURCE	1	7,865
	Not Selected	No Preference used	NOT SOLE SOURCE	6,673	650,107,814
	Not Selected	OTHER	NOT SOLE SOURCE	834	51,272,285
FULL AND OPEN COMPETITION Total				159,952	8,753,756,442
FULL AND OPEN COMPETITION AFTER EXCLUSION OF SOURCES	8(A) SOLE SOURCE	No Preference used	SOLE SOURCE	1,166	319,314,593
	8A COMPETED	No Preference used	NOT SOLE SOURCE	30,811	7,940,495,450
	8A COMPETED	OTHER	NOT SOLE SOURCE	3	-26,557
	BUY INDIAN	No Preference used	NOT SOLE SOURCE	104	15,451,050
	ECONOMICALLY DISADVANTAGED WOMEN OWNED SMALL BUSINESS	No Preference used	NOT SOLE SOURCE	928	62,218,411
	HUBZONE SET-ASIDE	No Preference used	NOT SOLE SOURCE	5,553	1,213,211,003
	HUBZONE SOLE SOURCE	No Preference used	SOLE SOURCE	11	649,047
	NO SET ASIDE USED.	No Preference used	NOT SOLE SOURCE	894	107,770,527
	NO SET ASIDE USED.	OTHER	NOT SOLE SOURCE	1	-9
	NO SET ASIDE USED.	SDB Preferential Consideration Partial SB Set Aside	NOT SOLE SOURCE	2	309,710
	RESERVED FOR SMALL BUSINESS	No Preference used	NOT SOLE SOURCE	2	91,095
	SDVOSB SOLE SOURCE	No Preference used	SOLE SOURCE	12	1,968,754
	SERVICE DISABLED VETERAN OWNED SMALL BUSINESS SET-ASIDE	No Preference used	NOT SOLE SOURCE	11,831	1,857,055,868
	SMALL BUSINESS SET ASIDE - PARTIAL	No Preference used	NOT SOLE SOURCE	1,933	780,314,101

EXTENT_COMPETED_DESCRIPTION	TYPE_OF_SET_ASIDE_DESCRIPTION	EVALUATED_PREFERENCE	SOLE_SOURCE_CATEGORY	SB_Action	SB_\$
FULL AND OPEN COMPETITION AFTER EXCLUSION OF SOURCES	SMALL BUSINESS SET ASIDE - PARTIAL	OTHER	NOT SOLE SOURCE	2	-32,690
	SMALL BUSINESS SET ASIDE - TOTAL	No Preference used	NOT SOLE SOURCE	145,489	10,605,587,479
	SMALL BUSINESS SET ASIDE - TOTAL	OTHER	NOT SOLE SOURCE	9	-203,939
	VETERAN SET ASIDE	No Preference used	NOT SOLE SOURCE	115	27,062,861
	WOMEN OWNED SMALL BUSINESS	No Preference used	NOT SOLE SOURCE	1,324	243,902,890
	INDIAN SMALL BUSINESS ECONOMIC ENTERPRISE	No Preference used	NOT SOLE SOURCE	140	39,082,970
	WOMEN OWNED SMALL BUSINESS SOLE SOURCE	No Preference used	SOLE SOURCE	27	5,634,908
	INDIAN ECONOMIC ENTERPRISE	No Preference used	NOT SOLE SOURCE	12	636,669
	ECONOMICALLY DISADVANTAGED WOMEN OWNED SMALL BUSINESS SOLE SOURCE	No Preference used	SOLE SOURCE	1	47,348
	Not Selected	No Preference used	NOT SOLE SOURCE	223	63,319,396
	Not Selected	OTHER	NOT SOLE SOURCE	6	-17,437
FULL AND OPEN COMPETITION AFTER EXCLUSION OF SOURCES Total				199,399	23,283,843,499
NON-COMPETITIVE DELIVERY ORDER	8(A) SOLE SOURCE	No Preference used	SOLE SOURCE	1	-58,565
	8A COMPETED	No Preference used	NOT SOLE SOURCE	4	-12,956
	NO SET ASIDE USED.	No Preference used	NOT SOLE SOURCE	2	0
	SMALL BUSINESS SET ASIDE - TOTAL	No Preference used	NOT SOLE SOURCE	8	-107
	Not Selected	No Preference used	NOT SOLE SOURCE	1	0
	Not Selected	OTHER	NOT SOLE SOURCE	1	0
NON-COMPETITIVE DELIVERY ORDER Total				17	-71,629
NOT AVAILABLE FOR COMPETITION	8(A) SOLE SOURCE	No Preference used	SOLE SOURCE	38,762	7,291,465,726
	8(A) SOLE SOURCE	OTHER	SOLE SOURCE	422	24,362,423
	8A COMPETED	No Preference used	NOT SOLE SOURCE	1	0
	HUBZONE SOLE SOURCE	No Preference used	SOLE SOURCE	397	64,648,310
	NO SET ASIDE USED.	No Preference used	NOT SOLE SOURCE	3,838	821,608,920
	NO SET ASIDE USED.	OTHER	NOT SOLE SOURCE	3	0
	SDVOB SOLE SOURCE	No Preference used	SOLE SOURCE	310	30,031,151
	SMALL BUSINESS SET ASIDE - TOTAL	No Preference used	NOT SOLE SOURCE	2	224,405
	SMALL BUSINESS SET ASIDE - TOTAL	OTHER	NOT SOLE SOURCE	25	2,457,881
	VETERAN SOLE SOURCE	No Preference used	SOLE SOURCE	7	472,887
	WOMEN OWNED SMALL BUSINESS	OTHER	NOT SOLE SOURCE	1	0
	WOMEN OWNED SMALL BUSINESS SOLE SOURCE	No Preference used	SOLE SOURCE	119	20,763,613
	INDIAN ECONOMIC ENTERPRISE	No Preference used	NOT SOLE SOURCE	11	2,448,315
	ECONOMICALLY DISADVANTAGED WOMEN OWNED SMALL BUSINESS SOLE SOURCE	No Preference used	SOLE SOURCE	58	6,700,692
	Not Selected	No Preference used	NOT SOLE SOURCE	23	1,399,034
	Not Selected	OTHER	NOT SOLE SOURCE	70	8,490,302
NOT AVAILABLE FOR COMPETITION Total				44,049	8,275,073,657
NOT COMPETED	8(A) SOLE SOURCE	No Preference used	SOLE SOURCE	1	-66,125
	8(A) SOLE SOURCE	OTHER	SOLE SOURCE	1	-7,056
	8A COMPETED	No Preference used	NOT SOLE SOURCE	2	0
	NO SET ASIDE USED.	No Preference used	NOT SOLE SOURCE	11,725	1,299,009,558
	NO SET ASIDE USED.	OTHER	NOT SOLE SOURCE	3	-4,232,324
	SDVOB SOLE SOURCE	No Preference used	SOLE SOURCE	5	18,316
	Not Selected	No Preference used	NOT SOLE SOURCE	10	577,992
	Not Selected	OTHER	NOT SOLE SOURCE	1	0
NOT COMPETED Total				11,748	1,295,300,362
NOT COMPETED UNDER SAP	8(A) SOLE SOURCE	No Preference used	SOLE SOURCE	11,019	1,417,492,073
	8A COMPETED	No Preference used	NOT SOLE SOURCE	49	11,706,331
	HUBZONE SOLE SOURCE	No Preference used	SOLE SOURCE	145	21,456,952
	NO SET ASIDE USED.	No Preference used	NOT SOLE SOURCE	13,315	443,708,947
	RESERVED FOR SMALL BUSINESS	No Preference used	NOT SOLE SOURCE	1	0
	SDVOB SOLE SOURCE	No Preference used	SOLE SOURCE	324	28,257,213
	VETERAN SOLE SOURCE	No Preference used	SOLE SOURCE	5	172,320
	INDIAN SMALL BUSINESS ECONOMIC ENTERPRISE	No Preference used	NOT SOLE SOURCE	2	0
	WOMEN OWNED SMALL BUSINESS SOLE SOURCE	No Preference used	SOLE SOURCE	98	9,096,370
	INDIAN ECONOMIC ENTERPRISE	No Preference used	NOT SOLE SOURCE	1	0
	ECONOMICALLY DISADVANTAGED WOMEN OWNED SMALL BUSINESS SOLE SOURCE	No Preference used	SOLE SOURCE	38	2,037,154
	Not Selected	No Preference used	NOT SOLE SOURCE	522	38,640,822
	Not Selected	OTHER	NOT SOLE SOURCE	1	0
NOT COMPETED UNDER SAP Total				25,520	1,972,568,183
Not Selected	8A COMPETED	No Preference used	NOT SOLE SOURCE	8	-111,889
	8A COMPETED	SDB Price Evaluation Adjustment	NOT SOLE SOURCE	1	0
	HUBZONE SOLE SOURCE	No Preference used	SOLE SOURCE	2	0
	NO SET ASIDE USED.	No Preference used	NOT SOLE SOURCE	31	-414,751
	NO SET ASIDE USED.	OTHER	NOT SOLE SOURCE	1	7,978
	SMALL BUSINESS SET ASIDE - TOTAL	No Preference used	NOT SOLE SOURCE	2	0
	Not Selected	No Preference used	NOT SOLE SOURCE	4	-58,782
	Not Selected	OTHER	NOT SOLE SOURCE	3,200	5,741,280
Not Selected Total				3,249	5,163,836
Grand Total				568,595	46,522,019,376

FUNDING DEPARTMENT NAME	(All)
INDIAN TRIBE	YES

EXTENT_COMPETED_DESCRIPTION	TYPE_OF_SET_ASIDE_DESCRIPTION	EVALUATED_PREFERENCE	SOLE_SOURCE_CATEGORY	Values	
				SB_Action	SB_\$
COMPETED UNDER SAP	8A COMPETED	No Preference used	NOT SOLE SOURCE	56	16,222,377
	BUY INDIAN	No Preference used	NOT SOLE SOURCE	39	540,047
	ECONOMICALLY DISADVANTAGED WOMEN OWNED SMALL BUSINESS	No Preference used	NOT SOLE SOURCE	3	418,500
	HUBZONE SET-ASIDE	No Preference used	NOT SOLE SOURCE	4	188,450
	NO SET ASIDE USED.	No Preference used	NOT SOLE SOURCE	473	5,499,787
	SERVICE DISABLED VETERAN OWNED SMALL BUSINESS SET-ASIDE	No Preference used	NOT SOLE SOURCE	29	394,143
	SMALL BUSINESS SET ASIDE - TOTAL	No Preference used	NOT SOLE SOURCE	325	15,467,579
	VETERAN SET ASIDE	No Preference used	NOT SOLE SOURCE	2	40,431
	WOMEN OWNED SMALL BUSINESS	No Preference used	NOT SOLE SOURCE	2	23,400
	INDIAN SMALL BUSINESS ECONOMIC ENTERPRISE	No Preference used	NOT SOLE SOURCE	155	2,451,168
	INDIAN ECONOMIC ENTERPRISE	No Preference used	NOT SOLE SOURCE	5	114,000
	Not Selected	No Preference used	NOT SOLE SOURCE	55	409,993
COMPETED UNDER SAP Total				1,148	41,769,876
FULL AND OPEN COMPETITION	8(A) SOLE SOURCE	No Preference used	SOLE SOURCE	13	2,200,965
	8A COMPETED	No Preference used	NOT SOLE SOURCE	16	19,466,700
	NO SET ASIDE USED.	No Preference used	NOT SOLE SOURCE	675	70,542,057
	SERVICE DISABLED VETERAN OWNED SMALL BUSINESS SET-ASIDE	No Preference used	NOT SOLE SOURCE	1	20,645
	SMALL BUSINESS SET ASIDE - TOTAL	No Preference used	NOT SOLE SOURCE	25	11,993,856
	Not Selected	No Preference used	NOT SOLE SOURCE	75	3,786,930
FULL AND OPEN COMPETITION Total				805	108,011,152
FULL AND OPEN COMPETITION AFTER EXCLUSION OF SOURCES	8A COMPETED	No Preference used	NOT SOLE SOURCE	909	199,315,046
	BUY INDIAN	No Preference used	NOT SOLE SOURCE	34	9,325,620
	ECONOMICALLY DISADVANTAGED WOMEN OWNED SMALL BUSINESS	No Preference used	NOT SOLE SOURCE	1	532,659
	HUBZONE SET-ASIDE	No Preference used	NOT SOLE SOURCE	71	12,845,747
	NO SET ASIDE USED.	No Preference used	NOT SOLE SOURCE	5	214,279
	SERVICE DISABLED VETERAN OWNED SMALL BUSINESS SET-ASIDE	No Preference used	NOT SOLE SOURCE	11	2,570,048
	SMALL BUSINESS SET ASIDE - PARTIAL	No Preference used	NOT SOLE SOURCE	12	2,336,884
	SMALL BUSINESS SET ASIDE - TOTAL	No Preference used	NOT SOLE SOURCE	706	256,301,697
	WOMEN OWNED SMALL BUSINESS	No Preference used	NOT SOLE SOURCE	86	4,703,218
	INDIAN SMALL BUSINESS ECONOMIC ENTERPRISE	No Preference used	NOT SOLE SOURCE	19	1,989,167
FULL AND OPEN COMPETITION AFTER EXCLUSION OF SOURCES Total				1,854	490,134,365
NOT AVAILABLE FOR COMPETITION	8(A) SOLE SOURCE	No Preference used	SOLE SOURCE	2,049	554,235,684
	HUBZONE SOLE SOURCE	No Preference used	SOLE SOURCE	12	681,942
	NO SET ASIDE USED.	No Preference used	NOT SOLE SOURCE	239	75,152,721
	Not Selected	OTHER	NOT SOLE SOURCE	1	0
NOT AVAILABLE FOR COMPETITION Total				2,301	630,070,347
NOT COMPETED	NO SET ASIDE USED.	No Preference used	NOT SOLE SOURCE	346	36,221,456
NOT COMPETED Total				346	36,221,456
NOT COMPETED UNDER SAP	8(A) SOLE SOURCE	No Preference used	SOLE SOURCE	527	85,835,718
	8A COMPETED	No Preference used	NOT SOLE SOURCE	25	2,727,524
	HUBZONE SOLE SOURCE	No Preference used	SOLE SOURCE	1	-35,112
	NO SET ASIDE USED.	No Preference used	NOT SOLE SOURCE	165	10,141,350
	INDIAN SMALL BUSINESS ECONOMIC ENTERPRISE	No Preference used	NOT SOLE SOURCE	1	0
	ECONOMICALLY DISADVANTAGED WOMEN OWNED SMALL BUSINESS SOLE SOURCE	No Preference used	SOLE SOURCE	1	7,750
NOT COMPETED UNDER SAP Total				720	98,677,229
Not Selected	Not Selected	OTHER	NOT SOLE SOURCE	42	0
Not Selected Total				42	0
Grand Total				7,216	1,404,884,425

Department: (All)
 Socio-Economic Category: NATIVE_HAWAIIAN_ORGANIZATION

FUNDING DEPARTMENT NAME	(All)
NATIVE HAWAIIAN ORGANIZATION	YES

EXTENT_COMPETED_DESCRIPTION	TYPE_OF_SET_ASIDE_DESCRIPTION	EVALUATED_PREFERENCE	SOLE_SOURCE_CATEGORY	Values	
				SB_Action	SB_\$
COMPETED UNDER SAP	8A COMPETED	No Preference used	NOT SOLE SOURCE	5	3,733,699
	BUY INDIAN	No Preference used	NOT SOLE SOURCE	1	59,300
	NO SET ASIDE USED.	No Preference used	NOT SOLE SOURCE	70	2,007,969
	SERVICE DISABLED VETERAN OWNED SMALL BUSINESS SET-ASIDE	No Preference used	NOT SOLE SOURCE	12	532,062
	SMALL BUSINESS SET ASIDE - TOTAL	No Preference used	NOT SOLE SOURCE	154	4,511,405
	VETERAN SET ASIDE	No Preference used	NOT SOLE SOURCE	1	18,800
	WOMEN OWNED SMALL BUSINESS	No Preference used	NOT SOLE SOURCE	3	14,500
	Not Selected	No Preference used	NOT SOLE SOURCE	12	529,270
COMPETED UNDER SAP Total				258	11,407,005
FULL AND OPEN COMPETITION	8(A) SOLE SOURCE	No Preference used	SOLE SOURCE	2	5,659,705
	NO SET ASIDE USED.	No Preference used	NOT SOLE SOURCE	99	4,942,751
	SMALL BUSINESS SET ASIDE - PARTIAL	No Preference used	NOT SOLE SOURCE	1	9,885
	WOMEN OWNED SMALL BUSINESS	No Preference used	NOT SOLE SOURCE	1	-10,146
FULL AND OPEN COMPETITION Total				103	10,602,195
FULL AND OPEN COMPETITION AFTER EXCLUSION OF SOURCES	8(A) SOLE SOURCE	No Preference used	SOLE SOURCE	2	934,265
	8A COMPETED	No Preference used	NOT SOLE SOURCE	571	149,029,439
	HUBZONE SET-ASIDE	No Preference used	NOT SOLE SOURCE	8	6,482,086
	SERVICE DISABLED VETERAN OWNED SMALL BUSINESS SET-ASIDE	No Preference used	NOT SOLE SOURCE	44	34,860,996
	SMALL BUSINESS SET ASIDE - PARTIAL	No Preference used	NOT SOLE SOURCE	9	6,457,835
	SMALL BUSINESS SET ASIDE - TOTAL	No Preference used	NOT SOLE SOURCE	787	99,279,138
FULL AND OPEN COMPETITION AFTER EXCLUSION OF SOURCES Total				1,421	297,043,759
NOT AVAILABLE FOR COMPETITION	8(A) SOLE SOURCE	No Preference used	SOLE SOURCE	848	272,296,013
	NO SET ASIDE USED.	No Preference used	NOT SOLE SOURCE	80	29,921,913
	SDVOSB SOLE SOURCE	No Preference used	SOLE SOURCE	1	5,550
	WOMEN OWNED SMALL BUSINESS SOLE SOURCE	No Preference used	SOLE SOURCE	3	48,632
NOT AVAILABLE FOR COMPETITION Total				932	302,272,107
NOT COMPETED	NO SET ASIDE USED.	No Preference used	NOT SOLE SOURCE	80	29,236,173
NOT COMPETED Total				80	29,236,173
NOT COMPETED UNDER SAP	8(A) SOLE SOURCE	No Preference used	SOLE SOURCE	170	36,679,813
	NO SET ASIDE USED.	No Preference used	NOT SOLE SOURCE	39	11,486,482
NOT COMPETED UNDER SAP Total				209	48,166,294
Not Selected	Not Selected	OTHER	NOT SOLE SOURCE	9	0
Not Selected Total				9	0
Grand Total				3,012	698,727,533

FUNDING DEPARTMENT NAME		(All)			Values	
ALASKAN_NATIVE_CORPORATION		YES			SB_Action	SB_\$
EXTENT_COMPETED_DESCRIPTION	TYPE_OF_SET_ASIDE_DESCRIPTION	EVALUATED_PREFERENCE	SOLE_SOURCE_CATEGORY			
COMPETED UNDER SAP	8A COMPETED	No Preference used	NOT SOLE SOURCE	84		30,560,600
	BUY INDIAN	No Preference used	NOT SOLE SOURCE	12		1,765,674
	HUBZONE SET-ASIDE	No Preference used	NOT SOLE SOURCE	6		4,340,711
	NO SET ASIDE USED.	No Preference used	NOT SOLE SOURCE	251		10,919,824
	SMALL BUSINESS SET ASIDE - TOTAL	No Preference used	NOT SOLE SOURCE	268		24,524,848
	WOMEN OWNED SMALL BUSINESS	No Preference used	NOT SOLE SOURCE	4		913,739
	INDIAN SMALL BUSINESS ECONOMIC ENTERPRISE	No Preference used	NOT SOLE SOURCE	25		6,840,973
	INDIAN ECONOMIC ENTERPRISE	No Preference used	NOT SOLE SOURCE	2		863,050
	Not Selected	No Preference used	NOT SOLE SOURCE	115		6,447,775
COMPETED UNDER SAP Total				767		87,177,195
COMPETITIVE DELIVERY ORDER	SMALL BUSINESS SET ASIDE - TOTAL	No Preference used	NOT SOLE SOURCE	5		0
COMPETITIVE DELIVERY ORDER Total				5		0
FULL AND OPEN COMPETITION	8(A) SOLE SOURCE	No Preference used	SOLE SOURCE	10		1,661,717
	8A COMPETED	No Preference used	NOT SOLE SOURCE	99		58,648,406
	NO SET ASIDE USED.	HUBZone Price Evaluation Preference	NOT SOLE SOURCE	6		8,238,796
	NO SET ASIDE USED.	No Preference used	NOT SOLE SOURCE	2,575		464,005,262
	SMALL BUSINESS SET ASIDE - TOTAL	No Preference used	NOT SOLE SOURCE	167		27,399,209
	Not Selected	No Preference used	NOT SOLE SOURCE	131		40,970,350
FULL AND OPEN COMPETITION Total				2,988		600,923,740
FULL AND OPEN COMPETITION AFTER EXCLUSION OF SOURCES	8(A) SOLE SOURCE	No Preference used	SOLE SOURCE	60		18,989,379
	8A COMPETED	No Preference used	NOT SOLE SOURCE	7,084		2,543,104,941
	BUY INDIAN	No Preference used	NOT SOLE SOURCE	11		3,214,523
	HUBZONE SET-ASIDE	No Preference used	NOT SOLE SOURCE	421		106,186,176
	NO SET ASIDE USED.	No Preference used	NOT SOLE SOURCE	98		26,645,775
	SERVICE DISABLED VETERAN OWNED SMALL BUSINESS SET-ASIDE	No Preference used	NOT SOLE SOURCE	1		367,471
	SMALL BUSINESS SET ASIDE - PARTIAL	No Preference used	NOT SOLE SOURCE	87		83,340,627
	SMALL BUSINESS SET ASIDE - TOTAL	No Preference used	NOT SOLE SOURCE	3,708		1,734,141,930
	INDIAN SMALL BUSINESS ECONOMIC ENTERPRISE	No Preference used	NOT SOLE SOURCE	32		20,770,091
	INDIAN ECONOMIC ENTERPRISE	No Preference used	NOT SOLE SOURCE	7		624,701
	Not Selected	No Preference used	NOT SOLE SOURCE	27		26,729,135
FULL AND OPEN COMPETITION AFTER EXCLUSION OF SOURCES Total				11,536		4,564,114,748
NON-COMPETITIVE DELIVERY ORDER	SMALL BUSINESS SET ASIDE - TOTAL	No Preference used	NOT SOLE SOURCE	4		0
NON-COMPETITIVE DELIVERY ORDER Total				4		0
NOT AVAILABLE FOR COMPETITION	8(A) SOLE SOURCE	No Preference used	SOLE SOURCE	6,219		2,032,201,704
	HUBZONE SOLE SOURCE	No Preference used	SOLE SOURCE	1		-26,332
	NO SET ASIDE USED.	No Preference used	NOT SOLE SOURCE	538		279,333,933
	INDIAN ECONOMIC ENTERPRISE	No Preference used	NOT SOLE SOURCE	2		1,600,000
	Not Selected	No Preference used	NOT SOLE SOURCE	2		492,582
NOT AVAILABLE FOR COMPETITION Total				6,762		2,313,601,887
NOT COMPETED	NO SET ASIDE USED.	No Preference used	NOT SOLE SOURCE	580		271,177,978
NOT COMPETED Total				580		271,177,978
NOT COMPETED UNDER SAP	8(A) SOLE SOURCE	No Preference used	SOLE SOURCE	807		183,493,679
	NO SET ASIDE USED.	No Preference used	NOT SOLE SOURCE	244		28,388,869
	INDIAN SMALL BUSINESS ECONOMIC ENTERPRISE	No Preference used	NOT SOLE SOURCE	1		0
	Not Selected	No Preference used	NOT SOLE SOURCE	1		1,771,837
NOT COMPETED UNDER SAP Total				1,053		213,654,384
Not Selected	Not Selected	OTHER	NOT SOLE SOURCE	45		0
Not Selected Total				45		0
Grand Total				23,740		8,050,649,932

FUNDING DEPARTMENT NAME	(All)
WOSB_EDWOSB	YES

EXTENT_COMPETED_DESCRIPTION	TYPE_OF_SET_ASIDE_DESCRIPTION	EVALUATED_PREFERENCE	Values	
			SB_Action	SB_\$
COMPETED UNDER SAP	8(A) SOLE SOURCE	No Preference used	2	6,044
	8A COMPETED	No Preference used	456	81,450,498
	BUY INDIAN	No Preference used	62	1,406,726
	ECONOMICALLY DISADVANTAGED WOMEN OWNED SMALL BUSINESS	No Preference used	177	10,240,287
	HURZONE SET-ASIDE	No Preference used	858	31,638,181
	NO SET ASIDE USED.	Combined HUB/SDB Preference	1	162,542
	NO SET ASIDE USED.	No Preference used	93,234	911,977,005
	RESERVED FOR SMALL BUSINESS	No Preference used	16	-94,536
	SERVICE DISABLED VETERAN OWNED SMALL BUSINESS SET-ASIDE	No Preference used	1,141	40,208,891
	SMALL BUSINESS SET ASIDE - PARTIAL	No Preference used	236	26,993,002
	SMALL BUSINESS SET ASIDE - TOTAL	No Preference used	40,907	940,229,171
	VETERAN SET ASIDE	No Preference used	44	1,355,178
	WOMEN OWNED SMALL BUSINESS	No Preference used	1,760	107,916,479
	INDIAN SMALL BUSINESS ECONOMIC ENTERPRISE	No Preference used	260	4,461,932
	INDIAN ECONOMIC ENTERPRISE	No Preference used	34	1,281,043
	Not Selected	No Preference used	2,647	66,685,166
COMPETED UNDER SAP Total			141,835	2,225,917,611
COMPETITIVE DELIVERY ORDER	8(A) SOLE SOURCE	No Preference used	1	-3,370
	NO SET ASIDE USED.	No Preference used	25	-565,971
	NO SET ASIDE USED.	OTHER	1	0
	SMALL BUSINESS SET ASIDE - TOTAL	No Preference used	21	-382,345
	Not Selected	No Preference used	5	1,539,952
	Not Selected	OTHER	1	0
COMPETITIVE DELIVERY ORDER Total			54	588,266
FOLLOW ON TO COMPETED ACTION	NO SET ASIDE USED.	No Preference used	3	-102,419
FOLLOW ON TO COMPETED ACTION Total			3	-102,419
FULL AND OPEN COMPETITION	8(A) SOLE SOURCE	No Preference used	139	35,703,493
	8A COMPETED	No Preference used	335	79,372,833
	8A COMPETED	OTHER	4	764,343
	ECONOMICALLY DISADVANTAGED WOMEN OWNED SMALL BUSINESS	No Preference used	48	11,550,998
	HURZONE SET-ASIDE	No Preference used	64	7,851,614
	HURZONE SET-ASIDE	OTHER	2	253,311
	HURZONE SOLE SOURCE	No Preference used	5	2,819,057
	HURZONE SOLE SOURCE	OTHER	1	15,527
	NO SET ASIDE USED.	HUBZone Price Evaluation Preference	77	120,570,292
	NO SET ASIDE USED.	No Preference used	131,326	4,576,346,221
	NO SET ASIDE USED.	OTHER	6	413,477
	SDVOSB SOLE SOURCE	No Preference used	41	3,450,584
	SDVOSB SOLE SOURCE	OTHER	1	206,117
	SERVICE DISABLED VETERAN OWNED SMALL BUSINESS SET-ASIDE	No Preference used	212	140,369,526
	SERVICE DISABLED VETERAN OWNED SMALL BUSINESS SET-ASIDE	OTHER	2	0
	SMALL BUSINESS SET ASIDE - PARTIAL	No Preference used	161	48,941,091
	SMALL BUSINESS SET ASIDE - PARTIAL	OTHER	1	0
	SMALL BUSINESS SET ASIDE - TOTAL	No Preference used	5,391	867,111,349
	SMALL BUSINESS SET ASIDE - TOTAL	OTHER	248	44,601,027
	WOMEN OWNED SMALL BUSINESS	No Preference used	505	139,348,973
	WOMEN OWNED SMALL BUSINESS	OTHER	10	1,126,233
	WOMEN OWNED SMALL BUSINESS SOLE SOURCE	No Preference used	109	28,084,929
	WOMEN OWNED SMALL BUSINESS SOLE SOURCE	OTHER	6	888,181
	ECONOMICALLY DISADVANTAGED WOMEN OWNED SMALL BUSINESS SOLE SOURCE	No Preference used	5	921,714
	Not Selected	No Preference used	14,173	560,784,953
	Not Selected	OTHER	1,666	96,852,701
FULL AND OPEN COMPETITION Total			154,538	6,768,348,542
FULL AND OPEN COMPETITION AFTER EXCLUSION OF SOURCES	8(A) SOLE SOURCE	No Preference used	372	103,692,380
	8A COMPETED	No Preference used	6,750	1,637,702,291
	8A COMPETED	OTHER	2	-6,456
	BUY INDIAN	No Preference used	25	768,945
	ECONOMICALLY DISADVANTAGED WOMEN OWNED SMALL BUSINESS	No Preference used	369	70,055,465
	HURZONE SET-ASIDE	No Preference used	2,832	547,879,994
	HURZONE SOLE SOURCE	No Preference used	11	833,366
	NO SET ASIDE USED.	No Preference used	561	106,559,965
	SDVOSB SOLE SOURCE	No Preference used	2	196,512
	SERVICE DISABLED VETERAN OWNED SMALL BUSINESS SET-ASIDE	No Preference used	1,179	151,447,054
	SMALL BUSINESS SET ASIDE - PARTIAL	No Preference used	1,257	283,254,852
	SMALL BUSINESS SET ASIDE - TOTAL	No Preference used	60,478	7,476,432,682
	SMALL BUSINESS SET ASIDE - TOTAL	OTHER	17	311,652

EXTENT_COMPETED_DESCRIPTION	TYPE_OF_SET_ASIDE_DESCRIPTION	EVALUATED_PREFERENCE	SB_Action	SB_\$
FULL AND OPEN COMPETITION AFTER EXCLUSION OF SOURCES	VETERAN SET ASIDE	No Preference used	24	15,997,758
	WOMEN OWNED SMALL BUSINESS	No Preference used	4,136	478,454,965
	INDIAN SMALL BUSINESS ECONOMIC ENTERPRISE	No Preference used	23	2,878,883
	WOMEN OWNED SMALL BUSINESS SOLE SOURCE	No Preference used	34	7,487,712
	INDIAN ECONOMIC ENTERPRISE	No Preference used	1	0
	ECONOMICALLY DISADVANTAGED WOMEN OWNED SMALL BUSINESS SOLE SOURCE	No Preference used	1	47,348
	Not Selected	No Preference used	331	46,912,916
FULL AND OPEN COMPETITION AFTER EXCLUSION OF SOURCES Total			78,405	10,930,908,282
NON-COMPETITIVE DELIVERY ORDER	8A COMPETED	No Preference used	2	0
	NO SET ASIDE USED.	No Preference used	9	-415,704
	SMALL BUSINESS SET ASIDE - TOTAL	No Preference used	10	-1,125,815
	Not Selected	No Preference used	2	0
	Not Selected	OTHER	1	0
NON-COMPETITIVE DELIVERY ORDER Total			24	-1,541,519
NOT AVAILABLE FOR COMPETITION	8(A) SOLE SOURCE	No Preference used	10,103	1,411,647,112
	8(A) SOLE SOURCE	OTHER	61	2,849,978
	HURZONE SOLE SOURCE	No Preference used	115	2,303,756
	NO SET ASIDE USED.	No Preference used	1,220	133,393,643
	SDVO SB SOLE SOURCE	No Preference used	60	5,906,019
	SMALL BUSINESS SET ASIDE - TOTAL	No Preference used	2	224,405
	SMALL BUSINESS SET ASIDE - TOTAL	OTHER	7	974,919
	WOMEN OWNED SMALL BUSINESS	OTHER	1	0
	WOMEN OWNED SMALL BUSINESS SOLE SOURCE	No Preference used	217	36,546,325
	ECONOMICALLY DISADVANTAGED WOMEN OWNED SMALL BUSINESS SOLE SOURCE	No Preference used	59	9,157,339
	Not Selected	No Preference used	4	2,105,229
	Not Selected	OTHER	22	3,941,543
NOT AVAILABLE FOR COMPETITION Total			11,871	1,609,050,268
NOT COMPETED	8(A) SOLE SOURCE	OTHER	1	-7,056
	8A COMPETED	No Preference used	2	0
	NO SET ASIDE USED.	No Preference used	6,728	654,906,544
	WOMEN OWNED SMALL BUSINESS SOLE SOURCE	No Preference used	3	6,961
	Not Selected	No Preference used	7	2,502,158
	Not Selected	OTHER	1	0
NOT COMPETED Total			6,742	657,408,607
NOT COMPETED UNDER SAP	8(A) SOLE SOURCE	No Preference used	3,260	376,772,119
	8A COMPETED	No Preference used	6	919,131
	HURZONE SOLE SOURCE	No Preference used	33	1,478,920
	NO SET ASIDE USED.	No Preference used	12,971	271,850,977
	RESERVED FOR SMALL BUSINESS	No Preference used	1	-100
	SDVO SB SOLE SOURCE	No Preference used	37	3,470,772
	SMALL BUSINESS SET ASIDE - TOTAL	No Preference used	4	6,867
	VETERAN SOLE SOURCE	No Preference used	3	46,838
	WOMEN OWNED SMALL BUSINESS SOLE SOURCE	No Preference used	198	19,450,872
	ECONOMICALLY DISADVANTAGED WOMEN OWNED SMALL BUSINESS SOLE SOURCE	No Preference used	42	2,362,649
	Not Selected	No Preference used	216	23,031,638
	Not Selected	OTHER	3	0
NOT COMPETED UNDER SAP Total			16,774	699,390,682
Not Selected	8A COMPETED	No Preference used	1	0
	NO SET ASIDE USED.	No Preference used	27	32,063
	SMALL BUSINESS SET ASIDE - TOTAL	No Preference used	14	-1,954,001
	Not Selected	No Preference used	1	-17,543
	Not Selected	OTHER	2,356	29,236,335
Not Selected Total			2,399	27,296,854
Grand Total			412,645	22,917,265,173

FUNDING DEPARTMENT NAME		HOMELAND SECURITY, DEPARTMENT OF			Values	
EXTENT_COMPETED_DESCRIPTION	TYPE_OF_SET_ASIDE_DESCRIPTION	EVALUATED_PREFERENCE	SOLE_SOURCE_CATEGORY	SB_Action	SB_S	
COMPETED UNDER SAP						
	BA COMPETED	No Preference used	NOT SOLE SOURCE	49	4,745,922	
	ECONOMICALLY DISADVANTAGED WOMEN OWNED SMALL BUSINESS	No Preference used	NOT SOLE SOURCE	8	1,238,562	
	HURZONE SET-ASIDE	No Preference used	NOT SOLE SOURCE	90	13,900,271	
	NO SET ASIDE USED.	No Preference used	NOT SOLE SOURCE	5,348	107,747,950	
	RESERVED FOR SMALL BUSINESS	No Preference used	NOT SOLE SOURCE	25	0	
	SERVICE DISABLED VETERAN OWNED SMALL BUSINESS SET-ASIDE	No Preference used	NOT SOLE SOURCE	81	4,620,631	
	SMALL BUSINESS SET ASIDE - PARTIAL	No Preference used	NOT SOLE SOURCE	100	1,619,780	
	SMALL BUSINESS SET ASIDE - TOTAL	No Preference used	NOT SOLE SOURCE	7,508	234,790,711	
	WOMEN OWNED SMALL BUSINESS	No Preference used	NOT SOLE SOURCE	71	1,767,103	
	Not Selected	No Preference used	NOT SOLE SOURCE	290	59,810,074	
COMPETED UNDER SAP Total				13,570	430,241,004	
COMPETITIVE DELIVERY ORDER						
	NO SET ASIDE USED.	No Preference used	NOT SOLE SOURCE	12	-218,690	
	NO SET ASIDE USED.	OTHER	NOT SOLE SOURCE	2	0	
	SMALL BUSINESS SET ASIDE - PARTIAL	No Preference used	NOT SOLE SOURCE	2	0	
	SMALL BUSINESS SET ASIDE - TOTAL	No Preference used	NOT SOLE SOURCE	23	-23,881	
	Not Selected	No Preference used	NOT SOLE SOURCE	2	0	
	Not Selected	OTHER	NOT SOLE SOURCE	1	0	
COMPETITIVE DELIVERY ORDER Total				42	-242,571	
FOLLOW ON TO COMPETED ACTION						
	NO SET ASIDE USED.	No Preference used	NOT SOLE SOURCE	2	0	
FOLLOW ON TO COMPETED ACTION Total				2	0	
FULL AND OPEN COMPETITION						
	8(A) SOLE SOURCE	No Preference used	SOLE SOURCE	40	9,909,996	
	8(A) SOLE SOURCE	OTHER	SOLE SOURCE	4	353,219	
	BA COMPETED	No Preference used	NOT SOLE SOURCE	72	35,087,680	
	ECONOMICALLY DISADVANTAGED WOMEN OWNED SMALL BUSINESS	No Preference used	NOT SOLE SOURCE	11	6,025,057	
	HURZONE SET-ASIDE	No Preference used	NOT SOLE SOURCE	112	58,112,023	
	HURZONE SOLE SOURCE	No Preference used	SOLE SOURCE	2	20,998	
	NO SET ASIDE USED.	No Preference used	NOT SOLE SOURCE	6,971	1,667,240,810	
	SDVOSB SOLE SOURCE	No Preference used	SOLE SOURCE	2	150,199	
	SERVICE DISABLED VETERAN OWNED SMALL BUSINESS SET-ASIDE	No Preference used	NOT SOLE SOURCE	52	30,285,987	
	SMALL BUSINESS SET ASIDE - PARTIAL	No Preference used	NOT SOLE SOURCE	187	33,475,940	
	SMALL BUSINESS SET ASIDE - TOTAL	No Preference used	NOT SOLE SOURCE	1,525	377,270,025	
	SMALL BUSINESS SET ASIDE - TOTAL	OTHER	NOT SOLE SOURCE	48	5,103,991	
	WOMEN OWNED SMALL BUSINESS	No Preference used	NOT SOLE SOURCE	64	18,861,836	
	WOMEN OWNED SMALL BUSINESS SOLE SOURCE	No Preference used	SOLE SOURCE	20	15,855,573	
	Not Selected	No Preference used	NOT SOLE SOURCE	1,347	229,586,795	
	Not Selected	OTHER	NOT SOLE SOURCE	569	46,065,631	
FULL AND OPEN COMPETITION Total				11,026	2,533,405,760	
FULL AND OPEN COMPETITION AFTER EXCLUSION OF SOURCES						
	8(A) SOLE SOURCE	No Preference used	SOLE SOURCE	105	43,095,660	
	BA COMPETED	No Preference used	NOT SOLE SOURCE	1,620	583,699,337	
	ECONOMICALLY DISADVANTAGED WOMEN OWNED SMALL BUSINESS	No Preference used	NOT SOLE SOURCE	121	35,769,306	
	HURZONE SET-ASIDE	No Preference used	NOT SOLE SOURCE	1,545	249,639,968	
	HURZONE SOLE SOURCE	No Preference used	SOLE SOURCE	7	275,070	
	NO SET ASIDE USED.	No Preference used	NOT SOLE SOURCE	181	48,713,130	
	SDVOSB SOLE SOURCE	No Preference used	SOLE SOURCE	9	1,692,464	
	SERVICE DISABLED VETERAN OWNED SMALL BUSINESS SET-ASIDE	No Preference used	NOT SOLE SOURCE	943	332,873,287	
	SMALL BUSINESS SET ASIDE - PARTIAL	No Preference used	NOT SOLE SOURCE	76	16,764,222	
	SMALL BUSINESS SET ASIDE - TOTAL	No Preference used	NOT SOLE SOURCE	6,916	1,449,719,969	
	WOMEN OWNED SMALL BUSINESS	No Preference used	NOT SOLE SOURCE	115	42,534,776	
	WOMEN OWNED SMALL BUSINESS SOLE SOURCE	No Preference used	SOLE SOURCE	6	755,422	
	Not Selected	No Preference used	NOT SOLE SOURCE	14	1,484,755	
FULL AND OPEN COMPETITION AFTER EXCLUSION OF SOURCES Total				11,658	2,807,017,366	
NON-COMPETITIVE DELIVERY ORDER						
	NO SET ASIDE USED.	No Preference used	NOT SOLE SOURCE	4	0	
	SMALL BUSINESS SET ASIDE - TOTAL	No Preference used	NOT SOLE SOURCE	8	0	
	Not Selected	No Preference used	NOT SOLE SOURCE	1	0	
NON-COMPETITIVE DELIVERY ORDER Total				13	0	
NOT AVAILABLE FOR COMPETITION						
	8(A) SOLE SOURCE	No Preference used	SOLE SOURCE	1,533	296,292,193	
	8(A) SOLE SOURCE	OTHER	SOLE SOURCE	3	145,168	
	HURZONE SOLE SOURCE	No Preference used	SOLE SOURCE	14	155,931	
	NO SET ASIDE USED.	No Preference used	NOT SOLE SOURCE	180	43,146,847	
	SDVOSB SOLE SOURCE	No Preference used	SOLE SOURCE	5	687,587	
	WOMEN OWNED SMALL BUSINESS SOLE SOURCE	No Preference used	SOLE SOURCE	13	2,558,958	
	ECONOMICALLY DISADVANTAGED WOMEN OWNED SB SOLE SOURCE	No Preference used	SOLE SOURCE	1	23,962	
	Not Selected	OTHER	NOT SOLE SOURCE	3	0	
NOT AVAILABLE FOR COMPETITION Total				1,772	343,010,646	
NOT COMPETED						
	8(A) SOLE SOURCE	No Preference used	SOLE SOURCE	1	-66,125	
	NO SET ASIDE USED.	No Preference used	NOT SOLE SOURCE	2,595	224,977,412	
	Not Selected	No Preference used	NOT SOLE SOURCE	13	171,431	
NOT COMPETED Total				2,609	225,082,719	
NOT COMPETED UNDER SAP						
	8(A) SOLE SOURCE	No Preference used	SOLE SOURCE	604	71,084,130	
	HURZONE SOLE SOURCE	No Preference used	SOLE SOURCE	4	272,918	
	NO SET ASIDE USED.	No Preference used	NOT SOLE SOURCE	2,587	53,275,562	
	RESERVED FOR SMALL BUSINESS	No Preference used	NOT SOLE SOURCE	1	0	
	SDVOSB SOLE SOURCE	No Preference used	SOLE SOURCE	13	1,576,588	
	SMALL BUSINESS SET ASIDE - TOTAL	No Preference used	NOT SOLE SOURCE	2	644,990	
	WOMEN OWNED SMALL BUSINESS SOLE SOURCE	No Preference used	SOLE SOURCE	3	235,289	
	Not Selected	No Preference used	NOT SOLE SOURCE	23	3,310,329	
	Not Selected	OTHER	NOT SOLE SOURCE	2	0	
NOT COMPETED UNDER SAP Total				3,239	130,399,805	
	Not Selected	BA COMPETED	SDB Price Evaluation Adjustment	1	0	
	NO SET ASIDE USED.	No Preference used	NOT SOLE SOURCE	5	0	
	SMALL BUSINESS SET ASIDE - TOTAL	No Preference used	NOT SOLE SOURCE	4	0	
	Not Selected	No Preference used	NOT SOLE SOURCE	4	-8,772	
	Not Selected	OTHER	NOT SOLE SOURCE	343	990,000	
Not Selected Total				357	931,228	
Grand Total				44,288	6,469,845,957	

FUNDING DEPARTMENT NAME		HOMELAND SECURITY, DEPARTMENT OF			
SRDVOB_FLAG		YES			
EXTENT_COMPETED_DESCRIPTION	TYPE_OF_SET_ASIDE_DESCRIPTION	EVALUATED_PREFERENCE	SOLE_SOURCE_CATEGORY	Values	SB_\$
COMPETED UNDER SAP	8A COMPLETED	No Preference used	NOT SOLE SOURCE	6	63,912
	HURZONE SET-ASIDE	No Preference used	NOT SOLE SOURCE	11	452,687
	NO SET ASIDE USED.	No Preference used	NOT SOLE SOURCE	216	5,365,387
	RESERVED FOR SMALL BUSINESS	No Preference used	NOT SOLE SOURCE	3	-
	SERVICE DISABLED VETERAN OWNED SMALL BUSINESS SET-ASIDE	No Preference used	NOT SOLE SOURCE	81	4,620,631
	SMALL BUSINESS SET ASIDE - PARTIAL	No Preference used	NOT SOLE SOURCE	1	14,680
	SMALL BUSINESS SET ASIDE - TOTAL	No Preference used	NOT SOLE SOURCE	439	16,001,931
	Not Selected	No Preference used	NOT SOLE SOURCE	21	248,232
COMPETED UNDER SAP Total				778	26,767,461
COMPETITIVE DELIVERY ORDER	NO SET ASIDE USED.	No Preference used	NOT SOLE SOURCE	1	(11,120)
COMPETITIVE DELIVERY ORDER Total				1	(11,120)
FULL AND OPEN COMPETITION	8(A) SOLE SOURCE	No Preference used	SOLE SOURCE	14	1,561,746
	8A COMPLETED	No Preference used	NOT SOLE SOURCE	2	253,871
	HURZONE SET-ASIDE	No Preference used	NOT SOLE SOURCE	13	617,291
	NO SET ASIDE USED.	No Preference used	NOT SOLE SOURCE	765	260,869,095
	SDVOB SOLE SOURCE	No Preference used	SOLE SOURCE	2	150,199
	SERVICE DISABLED VETERAN OWNED SB SET-ASIDE	No Preference used	NOT SOLE SOURCE	52	30,285,987
	SMALL BUSINESS SET ASIDE - TOTAL	No Preference used	NOT SOLE SOURCE	211	44,833,055
	SMALL BUSINESS SET ASIDE - TOTAL	OTHER	NOT SOLE SOURCE	1	4,300
	WOMEN OWNED SMALL BUSINESS	No Preference used	NOT SOLE SOURCE	1	23,435
	Not Selected	No Preference used	NOT SOLE SOURCE	247	57,485,562
	Not Selected	OTHER	NOT SOLE SOURCE	1	44,455
FULL AND OPEN COMPETITION Total				1,309	396,128,997
FULL AND OPEN COMPETITION AFTER EXCLUSION OF SOURCES	8(A) SOLE SOURCE	No Preference used	SOLE SOURCE	24	8,386,861
	8A COMPLETED	No Preference used	NOT SOLE SOURCE	72	16,532,511
	ECONOMICALLY DISADVANTAGED WOMEN OWNED SMALL BUSINESS	No Preference used	NOT SOLE SOURCE	5	4,459
	HURZONE SET-ASIDE	No Preference used	NOT SOLE SOURCE	21	2,824,758
	NO SET ASIDE USED.	No Preference used	NOT SOLE SOURCE	4	29,050
	SDVOB SOLE SOURCE	No Preference used	SOLE SOURCE	9	1,692,464
	SERVICE DISABLED VETERAN OWNED SB SET-ASIDE	No Preference used	NOT SOLE SOURCE	937	331,688,324
	SMALL BUSINESS SET ASIDE - PARTIAL	No Preference used	NOT SOLE SOURCE	5	636,791
	SMALL BUSINESS SET ASIDE - TOTAL	No Preference used	NOT SOLE SOURCE	700	201,189,347
	WOMEN OWNED SMALL BUSINESS	No Preference used	NOT SOLE SOURCE	10	1,652,248
FULL AND OPEN COMPETITION AFTER EXCLUSION OF SOURCES Total				1,787	564,636,813
NOT AVAILABLE FOR COMPETITION	8(A) SOLE SOURCE	No Preference used	SOLE SOURCE	171	22,871,730
	8(A) SOLE SOURCE	OTHER	SOLE SOURCE	1	-
	NO SET ASIDE USED.	No Preference used	NOT SOLE SOURCE	21	1,975,392
	SDVOB SOLE SOURCE	No Preference used	SOLE SOURCE	5	687,587
	Not Selected	OTHER	NOT SOLE SOURCE	1	-
NOT AVAILABLE FOR COMPETITION Total				199	25,534,708
NOT COMPETED	NO SET ASIDE USED.	No Preference used	NOT SOLE SOURCE	97	9,175,196
NOT COMPETED Total				97	9,175,196
NOT COMPETED UNDER SAP	8(A) SOLE SOURCE	No Preference used	SOLE SOURCE	91	15,813,068
	HURZONE SOLE SOURCE	No Preference used	SOLE SOURCE	1	-
	NO SET ASIDE USED.	No Preference used	NOT SOLE SOURCE	112	3,072,300
	SDVOB SOLE SOURCE	No Preference used	SOLE SOURCE	13	1,576,588
NOT COMPETED UNDER SAP Total				217	20,461,956
Not Selected	Not Selected	OTHER	NOT SOLE SOURCE	20	-
Not Selected Total				20	-
Grand Total				4,408	1,042,694,011

FUNDING DEPARTMENT NAME		HOMELAND SECURITY, DEPARTMENT OF			
HubZone_FLAG		YES			
EXTENT_COMPETED_DESCRIPTION	TYPE_OF_SET_ASIDE_DESCRIPTION	EVALUATED_PREFERENCE	SOLE_SOURCE_CATEGORY	Values	
				SB_Action	SB_\$
COMPETED UNDER SAP	8A COMPETED	No Preference used	NOT SOLE SOURCE	8	171,337
	ECONOMICALLY DISADVANTAGED WOMEN OWNED SMALL BUSINESS	No Preference used	NOT SOLE SOURCE	3	1,227,042
	HUBZONE SET-ASIDE	No Preference used	NOT SOLE SOURCE	90	13,900,271
	NO SET ASIDE USED.	No Preference used	NOT SOLE SOURCE	154	1,581,905
	SERVICE DISABLED VETERAN OWNED SMALL BUSINESS SET-ASIDE	No Preference used	NOT SOLE SOURCE	1	-307
	SMALL BUSINESS SET ASIDE - TOTAL	No Preference used	NOT SOLE SOURCE	246	9,939,872
	WOMEN OWNED SMALL BUSINESS	No Preference used	NOT SOLE SOURCE	3	336,998
	Not Selected	No Preference used	NOT SOLE SOURCE	2	1,004,992
COMPETED UNDER SAP Total				507	28,162,109
COMPETITIVE DELIVERY ORDER	SMALL BUSINESS SET ASIDE - TOTAL	No Preference used	NOT SOLE SOURCE	7	-10,275
COMPETITIVE DELIVERY ORDER Total				7	-10,275
FULL AND OPEN COMPETITION	8(A) SOLE SOURCE	No Preference used	SOLE SOURCE	1	-96,780
	8A COMPETED	No Preference used	NOT SOLE SOURCE	11	2,560,841
	HUBZONE SET-ASIDE	No Preference used	NOT SOLE SOURCE	109	58,082,790
	NO SET ASIDE USED.	No Preference used	NOT SOLE SOURCE	300	132,454,165
	SMALL BUSINESS SET ASIDE - TOTAL	No Preference used	NOT SOLE SOURCE	42	9,028,908
	SMALL BUSINESS SET ASIDE - TOTAL	OTHER	NOT SOLE SOURCE	1	196,599
	WOMEN OWNED SMALL BUSINESS SOLE SOURCE	No Preference used	SOLE SOURCE	2	50,084
	Not Selected	No Preference used	NOT SOLE SOURCE	31	11,958,124
	Not Selected	OTHER	NOT SOLE SOURCE	5	15,136
FULL AND OPEN COMPETITION Total				502	214,249,867
FULL AND OPEN COMPETITION AFTER EXCLUSION OF SOURCES	8(A) SOLE SOURCE	No Preference used	SOLE SOURCE	5	1,059,307
	8A COMPETED	No Preference used	NOT SOLE SOURCE	161	35,715,713
	ECONOMICALLY DISADVANTAGED WOMEN OWNED SMALL BUSINESS	No Preference used	NOT SOLE SOURCE	57	7,001,240
	HUBZONE SET-ASIDE	No Preference used	NOT SOLE SOURCE	1,540	249,538,500
	HUBZONE SOLE SOURCE	No Preference used	SOLE SOURCE	6	266,213
	NO SET ASIDE USED.	No Preference used	NOT SOLE SOURCE	1	0
	SERVICE DISABLED VETERAN OWNED SMALL BUSINESS SET-ASIDE	No Preference used	NOT SOLE SOURCE	31	1,868,345
	SMALL BUSINESS SET ASIDE - TOTAL	No Preference used	NOT SOLE SOURCE	1,073	114,457,749
	WOMEN OWNED SMALL BUSINESS	No Preference used	NOT SOLE SOURCE	4	599,453
	WOMEN OWNED SMALL BUSINESS SOLE SOURCE	No Preference used	SOLE SOURCE	1	1,511
	Not Selected	No Preference used	NOT SOLE SOURCE	7	509,755
FULL AND OPEN COMPETITION AFTER EXCLUSION OF SOURCES Total				2,886	411,017,785
NON-COMPETITIVE DELIVERY ORDER	SMALL BUSINESS SET ASIDE - TOTAL	No Preference used	NOT SOLE SOURCE	5	0
NON-COMPETITIVE DELIVERY ORDER Total				5	0
NOT AVAILABLE FOR COMPETITION	8(A) SOLE SOURCE	No Preference used	SOLE SOURCE	254	50,481,515
	HUBZONE SOLE SOURCE	No Preference used	SOLE SOURCE	14	155,931
	NO SET ASIDE USED.	No Preference used	NOT SOLE SOURCE	25	6,706,167
NOT AVAILABLE FOR COMPETITION Total				293	57,343,613
NOT COMPETED	NO SET ASIDE USED.	No Preference used	NOT SOLE SOURCE	73	2,301,914
NOT COMPETED Total				73	2,301,914
NOT COMPETED UNDER SAP	8(A) SOLE SOURCE	No Preference used	SOLE SOURCE	99	6,886,435
	HUBZONE SOLE SOURCE	No Preference used	SOLE SOURCE	4	272,918
	NO SET ASIDE USED.	No Preference used	NOT SOLE SOURCE	42	2,689,691
NOT COMPETED UNDER SAP Total				145	9,849,043
Not Selected	Not Selected	OTHER	NOT SOLE SOURCE	11	0
Not Selected Total				11	0
Grand Total				4,429	722,914,057

FUNDING DEPARTMENT NAME		HOMELAND SECURITY, DEPARTMENT OF		Values	
SDB		YES		SB_Action	SB_\$
EXTENT_COMPETED_DESCRIPTION	TYPE_OF_SET_ASIDE_DESCRIPTION	EVALUATED_PREFERENCE	SOLE_SOURCE_CATEGORY	SB_Action	SB_\$
COMPETED UNDER SAP	8A COMPETED	No Preference used	NOT SOLE SOURCE	49	4,745,922
	ECONOMICALLY DISADVANTAGED WOMEN OWNED SMALL BUSINESS	No Preference used	NOT SOLE SOURCE	8	1,238,562
	HUBZONE SET-ASIDE	No Preference used	NOT SOLE SOURCE	61	8,626,667
	NO SET ASIDE USED.	No Preference used	NOT SOLE SOURCE	1,331	33,336,951
	RESERVED FOR SMALL BUSINESS	No Preference used	NOT SOLE SOURCE	2	0
	SERVICE DISABLED VETERAN OWNED SB SET-ASIDE/ASIDE	No Preference used	NOT SOLE SOURCE	25	2,116,159
	SMALL BUSINESS SET ASIDE - PARTIAL	No Preference used	NOT SOLE SOURCE	11	150,591
	SMALL BUSINESS SET ASIDE - TOTAL	No Preference used	NOT SOLE SOURCE	2,008	52,583,241
	WOMEN OWNED SMALL BUSINESS	No Preference used	NOT SOLE SOURCE	38	1,582,649
	Not Selected	No Preference used	NOT SOLE SOURCE	157	13,307,399
COMPETED UNDER SAP Total				3,690	117,688,142
COMPETITIVE DELIVERY ORDER	NO SET ASIDE USED.	No Preference used	NOT SOLE SOURCE	3	-13,765
	SMALL BUSINESS SET ASIDE - PARTIAL	No Preference used	NOT SOLE SOURCE	1	0
	SMALL BUSINESS SET ASIDE - TOTAL	No Preference used	NOT SOLE SOURCE	15	-23,881
COMPETITIVE DELIVERY ORDER Total				19	-37,647
FOLLOW ON TO COMPETED ACTION	NO SET ASIDE USED.	No Preference used	NOT SOLE SOURCE	1	0
FOLLOW ON TO COMPETED ACTION Total				1	0
FULL AND OPEN COMPETITION	8(A) SOLE SOURCE	No Preference used	SOLE SOURCE	40	9,909,996
	8(A) SOLE SOURCE	OTHER	SOLE SOURCE	4	353,219
	8A COMPETED	No Preference used	NOT SOLE SOURCE	72	35,087,680
	ECONOMICALLY DISADVANTAGED WOMEN OWNED SMALL BUSINESS	No Preference used	NOT SOLE SOURCE	1	0
	HUBZONE SET-ASIDE	No Preference used	NOT SOLE SOURCE	41	21,564,992
	NO SET ASIDE USED.	No Preference used	NOT SOLE SOURCE	1,719	433,936,234
	SERVICE DISABLED VETERAN OWNED SMALL BUSINESS SET-ASIDE	No Preference used	NOT SOLE SOURCE	6	2,275,922
	SMALL BUSINESS SET ASIDE - PARTIAL	No Preference used	NOT SOLE SOURCE	65	9,755,868
	SMALL BUSINESS SET ASIDE - TOTAL	No Preference used	NOT SOLE SOURCE	365	146,277,263
	WOMEN OWNED SMALL BUSINESS	No Preference used	NOT SOLE SOURCE	20	8,242,887
	Not Selected	No Preference used	NOT SOLE SOURCE	155	31,117,371
	Not Selected	OTHER	NOT SOLE SOURCE	51	6,670,903
FULL AND OPEN COMPETITION Total				2,539	705,192,336
FULL AND OPEN COMPETITION AFTER EXCLUSION OF SOURCES	8(A) SOLE SOURCE	No Preference used	SOLE SOURCE	105	43,095,660
	8A COMPETED	No Preference used	NOT SOLE SOURCE	1,620	583,699,337
	ECONOMICALLY DISADVANTAGED WOMEN OWNED SMALL BUSINESS	No Preference used	NOT SOLE SOURCE	98	31,885,229
	HUBZONE SET-ASIDE	No Preference used	NOT SOLE SOURCE	850	163,550,256
	HUBZONE SOLE SOURCE	No Preference used	SOLE SOURCE	6	266,213
	NO SET ASIDE USED.	No Preference used	NOT SOLE SOURCE	41	7,394,251
	SERVICE DISABLED VETERAN OWNED SMALL BUSINESS SET-ASIDE	No Preference used	NOT SOLE SOURCE	266	79,890,502
	SMALL BUSINESS SET ASIDE - PARTIAL	No Preference used	NOT SOLE SOURCE	16	850,460
	SMALL BUSINESS SET ASIDE - TOTAL	No Preference used	NOT SOLE SOURCE	2,444	631,564,103
	WOMEN OWNED SMALL BUSINESS	No Preference used	NOT SOLE SOURCE	63	22,945,558
	WOMEN OWNED SMALL BUSINESS SOLE SOURCE	No Preference used	SOLE SOURCE	1	1,511
	Not Selected	No Preference used	NOT SOLE SOURCE	2	471,097
FULL AND OPEN COMPETITION AFTER EXCLUSION OF SOURCES Total				5,512	1,965,614,176
NON-COMPETITIVE DELIVERY ORDER	NO SET ASIDE USED.	No Preference used	NOT SOLE SOURCE	1	0
	SMALL BUSINESS SET ASIDE - TOTAL	No Preference used	NOT SOLE SOURCE	7	0
NON-COMPETITIVE DELIVERY ORDER Total				8	0
NOT AVAILABLE FOR COMPETITION	8(A) SOLE SOURCE	No Preference used	SOLE SOURCE	1,552	296,276,181
	8(A) SOLE SOURCE	OTHER	SOLE SOURCE	3	145,168
	HUBZONE SOLE SOURCE	No Preference used	SOLE SOURCE	3	30,309
	NO SET ASIDE USED.	No Preference used	NOT SOLE SOURCE	122	37,695,812
	SDVO SB SOLE SOURCE	No Preference used	SOLE SOURCE	3	687,587
	WOMEN OWNED SMALL BUSINESS SOLE SOURCE	No Preference used	SOLE SOURCE	9	1,694,237
	ECONOMICALLY DISADVANTAGED WOMEN OWNED SMALL BUSINESS SOLE SOURCE	No Preference used	SOLE SOURCE	1	23,962
	Not Selected	OTHER	NOT SOLE SOURCE	2	0
NOT AVAILABLE FOR COMPETITION Total				1,695	336,553,256
NOT COMPETED	8(A) SOLE SOURCE	No Preference used	SOLE SOURCE	1	-66,125
	NO SET ASIDE USED.	No Preference used	NOT SOLE SOURCE	489	45,012,234
	Not Selected	No Preference used	NOT SOLE SOURCE	7	94,143
NOT COMPETED Total				497	45,040,251
NOT COMPETED UNDER SAP	8(A) SOLE SOURCE	No Preference used	SOLE SOURCE	604	71,084,130
	HUBZONE SOLE SOURCE	No Preference used	SOLE SOURCE	2	232,986
	NO SET ASIDE USED.	No Preference used	NOT SOLE SOURCE	458	10,910,814
	SDVO SB SOLE SOURCE	No Preference used	SOLE SOURCE	2	122,553
	WOMEN OWNED SMALL BUSINESS SOLE SOURCE	No Preference used	SOLE SOURCE	1	219,689
	Not Selected	No Preference used	NOT SOLE SOURCE	17	3,105,349
NOT COMPETED UNDER SAP Total				1,084	85,675,520
Not Selected	8A COMPETED	SDB Price Evaluation	NOT SOLE SOURCE	1	0

EXTENT_COMPETED_DESCRIPTION	TYPE_OF_SET_ASIDE_DESCRIPTION	EVALUATED_PREFERENCE	SOLE_SOURCE_CATEGORY	SB_Action	SB_\$
Not Selected	SMALL BUSINESS SET ASIDE - TOTAL	No Preference used	NOT SOLE SOURCE	2	0
	Not Selected	No Preference used	NOT SOLE SOURCE	2	-58,772
	Not Selected	OTHER	NOT SOLE SOURCE	140	0
Not Selected Total				145	-58,772
Grand Total				15,190	2,855,667,262

FUNDING_DEPARTMENT_NAME	HOMELAND SECURITY, DEPARTMENT OF
INDIAN_TRIBE	YES

EXTENT_COMPETED_DESCRIPTION	TYPE_OF_SET_ASIDE_DESCRIPTION	EVALUATED_PREFERENCE	SOLE_SOURCE_CATEGORY	Values	
				SB_Action	SB_\$
COMPETED UNDER SAP	SMALL BUSINESS SET ASIDE - TOTAL	No Preference used	NOT SOLE SOURCE	8	88,641
COMPETED UNDER SAP Total				8	88,641
FULL AND OPEN COMPETITION	NO SET ASIDE USED.	No Preference used	NOT SOLE SOURCE	13	6,335,254
FULL AND OPEN COMPETITION Total				13	6,335,254
FULL AND OPEN COMPETITION AFTER EXCLUSION OF SOURCES	8A COMPETED	No Preference used	NOT SOLE SOURCE	76	20,508,060
FULL AND OPEN COMPETITION AFTER EXCLUSION OF SOURCES Total				84	22,773,664
NOT AVAILABLE FOR COMPETITION	8(A) SOLE SOURCE	No Preference used	SOLE SOURCE	45	7,574,201
NOT AVAILABLE FOR COMPETITION Total				46	7,574,201
NOT COMPETED	NO SET ASIDE USED.	No Preference used	NOT SOLE SOURCE	1	0
NOT COMPETED Total				8	59,628
NOT COMPETED UNDER SAP	8(A) SOLE SOURCE	No Preference used	SOLE SOURCE	36	2,868,440
NOT COMPETED UNDER SAP Total				14	-1,831
NOT COMPETED UNDER SAP Total				50	2,866,609
Grand Total				209	39,697,996

Department: HOMELAND SECURITY, DEPARTMENT OF
 Socio-Economic Category: NATIVE_HAWAIIAN_ORGANIZATION

FUNDING DEPARTMENT NAME	HOMELAND SECURITY, DEPARTMENT OF
NATIVE_HAWAIIAN_ORGANIZATION	YES

EXTENT_COMPETED_DESCRIPTION	TYPE_OF_SET_ASIDE_DESCRIPTION	EVALUATED_PREFERENCE	SOLE_SOURCE_CATEGORY	Values	
				SB_Action	SB_\$
COMPETED UNDER SAP	SMALL BUSINESS SET ASIDE - TOTAL	No Preference used	NOT SOLE SOURCE	10	56,866
	WOMEN OWNED SMALL BUSINESS	No Preference used	NOT SOLE SOURCE	3	14,500
COMPETED UNDER SAP Total				13	71,366
FULL AND OPEN COMPETITION AFTER EXCLUSION OF SOURCES	8A COMPETED	No Preference used	NOT SOLE SOURCE	19	3,780,384
	SERVICE DISABLED VETERAN OWNED SMALL BUSINESS SET-ASIDE	No Preference used	NOT SOLE SOURCE	1	5,000
	SMALL BUSINESS SET ASIDE - TOTAL	No Preference used	NOT SOLE SOURCE	61	13,014,532
FULL AND OPEN COMPETITION AFTER EXCLUSION OF SOURCES Total				81	16,799,916
NOT AVAILABLE FOR COMPETITION	8(A) SOLE SOURCE	No Preference used	SOLE SOURCE	18	3,351,597
NOT AVAILABLE FOR COMPETITION Total				18	3,351,597
NOT COMPETED	NO SET ASIDE USED.	No Preference used	NOT SOLE SOURCE	2	0
NOT COMPETED Total				2	0
NOT COMPETED UNDER SAP	8(A) SOLE SOURCE	No Preference used	SOLE SOURCE	9	1,174,507
NOT COMPETED UNDER SAP Total				9	1,174,507
Grand Total				123	21,397,387

FUNDING DEPARTMENT NAME		HOMELAND SECURITY, DEPARTMENT OF			
ALASKAN_NATIVE_CORPORATION		YES			
EXTENT_COMPETED_DESCRIPTION	TYPE_OF_SET_ASIDE_DESCRIPTION	EVALUATED_PREFERENCE	SOLE_SOURCE_CATEGORY	Values	
				SB_Action	SB_\$
COMPETED UNDER SAP	NO SET ASIDE USED.	No Preference used	NOT SOLE SOURCE	6	74,381
	SMALL BUSINESS SET ASIDE - TOTAL	No Preference used	NOT SOLE SOURCE	17	394,171
COMPETED UNDER SAP Total				23	468,552
FULL AND OPEN COMPETITION	8A COMPETED	No Preference used	NOT SOLE SOURCE	1	370,838
	NO SET ASIDE USED.	No Preference used	NOT SOLE SOURCE	21	4,757,165
	SMALL BUSINESS SET ASIDE - TOTAL	No Preference used	NOT SOLE SOURCE	25	3,813,464
	Not Selected	No Preference used	NOT SOLE SOURCE	1	0
FULL AND OPEN COMPETITION Total				48	8,941,467
FULL AND OPEN COMPETITION AFTER EXCLUSION OF SOURCES	8(A) SOLE SOURCE	No Preference used	SOLE SOURCE	5	1,469,054
	8A COMPETED	No Preference used	NOT SOLE SOURCE	530	299,419,941
	HUBZONE SET-ASIDE	No Preference used	NOT SOLE SOURCE	5	209,065
	SMALL BUSINESS SET ASIDE - PARTIAL	No Preference used	NOT SOLE SOURCE	4	0
	SMALL BUSINESS SET ASIDE - TOTAL	No Preference used	NOT SOLE SOURCE	166	103,384,125
FULL AND OPEN COMPETITION AFTER EXCLUSION OF SOURCES Total				710	404,482,186
NOT AVAILABLE FOR COMPETITION	8(A) SOLE SOURCE	No Preference used	SOLE SOURCE	197	59,556,408
	NO SET ASIDE USED.	No Preference used	NOT SOLE SOURCE	29	8,643,531
NOT AVAILABLE FOR COMPETITION Total				226	68,199,939
NOT COMPETED	NO SET ASIDE USED.	No Preference used	NOT SOLE SOURCE	33	5,710,203
NOT COMPETED Total				33	5,710,203
NOT COMPETED UNDER SAP	8(A) SOLE SOURCE	No Preference used	SOLE SOURCE	42	10,250,846
	NO SET ASIDE USED.	No Preference used	NOT SOLE SOURCE	4	408,134
NOT COMPETED UNDER SAP Total				46	10,658,980
Not Selected	Not Selected	OTHER	NOT SOLE SOURCE	1	0
Not Selected Total				1	0
Grand Total				1,087	498,461,326

Department: HOMELAND SECURITY, DEPARTMENT OF
 Socio-Economic Category: WOSB_EDWOSB

FUNDING_DEPARTMENT_NAME	HOMELAND SECURITY, DEPARTMENT OF
WOSB_EDWOSB	YES

EXTENT_COMPETED_DESCRIPTION	TYPE_OF_SET_ASIDE_DESCRIPTION	EVALUATED_PREFERENCE	Values	
			SB_Action	SB_\$
COMPETED UNDER SAP	8A COMPLETED	No Preference used	10	353,324
	ECONOMICALLY DISADVANTAGED WOMEN OWNED SMALL BUSINESS	No Preference used	8	1,238,562
	HUBZONE SET-ASIDE	No Preference used	29	1,557,624
	NO SET ASIDE USED.	No Preference used	1,218	21,842,000
	RESERVED FOR SMALL BUSINESS	No Preference used	6	0
	SMALL BUSINESS SET ASIDE - PARTIAL	No Preference used	15	332,470
	SMALL BUSINESS SET ASIDE - TOTAL	No Preference used	1,708	36,097,254
	WOMEN OWNED SMALL BUSINESS	No Preference used	71	1,767,103
	Not Selected	No Preference used	70	3,530,573
COMPETED UNDER SAP Total			3,135	66,718,910
COMPETITIVE DELIVERY ORDER	NO SET ASIDE USED.	No Preference used	2	-136,281
	NO SET ASIDE USED.	OTHER	1	0
	SMALL BUSINESS SET ASIDE - TOTAL	No Preference used	15	-23,881
	Not Selected	OTHER	1	0
COMPETITIVE DELIVERY ORDER Total			19	-160,162
FULL AND OPEN COMPETITION	8(A) SOLE SOURCE	No Preference used	14	6,591,601
	8A COMPLETED	No Preference used	30	10,299,877
	ECONOMICALLY DISADVANTAGED WOMEN OWNED SMALL BUSINESS	No Preference used	11	6,025,057
	HUBZONE SET-ASIDE	No Preference used	5	1,741,658
	NO SET ASIDE USED.	No Preference used	1,699	325,194,561
	SMALL BUSINESS SET ASIDE - PARTIAL	No Preference used	102	28,377,777
	SMALL BUSINESS SET ASIDE - TOTAL	No Preference used	399	91,442,120
	SMALL BUSINESS SET ASIDE - TOTAL	OTHER	3	4,420,724
	WOMEN OWNED SMALL BUSINESS	No Preference used	62	18,359,266
	WOMEN OWNED SMALL BUSINESS SOLE SOURCE	No Preference used	18	15,660,653
	Not Selected	No Preference used	463	44,620,704
	Not Selected	OTHER	47	6,846,995
FULL AND OPEN COMPETITION Total			2,853	559,580,994
FULL AND OPEN COMPETITION AFTER EXCLUSION OF SOURCES	8(A) SOLE SOURCE	No Preference used	20	4,533,488
	8A COMPLETED	No Preference used	320	66,346,655
	ECONOMICALLY DISADVANTAGED WOMEN OWNED SMALL BUSINESS	No Preference used	121	35,769,306
	HUBZONE SET-ASIDE	No Preference used	862	143,779,598
	HUBZONE SOLE SOURCE	No Preference used	5	263,313
	NO SET ASIDE USED.	No Preference used	16	2,077,880
	SERVICE DISABLED VETERAN OWNED SMALL BUSINESS SET-ASIDE	No Preference used	60	14,204,024
	SMALL BUSINESS SET ASIDE - PARTIAL	No Preference used	26	1,919,649
	SMALL BUSINESS SET ASIDE - TOTAL	No Preference used	1,549	326,783,302
	WOMEN OWNED SMALL BUSINESS	No Preference used	108	39,591,236
	WOMEN OWNED SMALL BUSINESS SOLE SOURCE	No Preference used	6	755,422
	Not Selected	No Preference used	2	471,097
FULL AND OPEN COMPETITION AFTER EXCLUSION OF SOURCES Total			3,095	636,494,970
NON-COMPETITIVE DELIVERY ORDER	SMALL BUSINESS SET ASIDE - TOTAL	No Preference used	7	0
NON-COMPETITIVE DELIVERY ORDER Total			7	0
NOT AVAILABLE FOR COMPETITION	8(A) SOLE SOURCE	No Preference used	470	83,588,432
	8(A) SOLE SOURCE	OTHER	1	0
	HUBZONE SOLE SOURCE	No Preference used	2	7,434
	NO SET ASIDE USED.	No Preference used	49	8,802,282
	WOMEN OWNED SMALL BUSINESS SOLE SOURCE	No Preference used	13	2,558,958
	ECONOMICALLY DISADVANTAGED WOMEN OWNED SMALL BUSINESS SOLE SOURCE	No Preference used	1	23,962
	Not Selected	OTHER	2	0
NOT AVAILABLE FOR COMPETITION Total			538	94,981,069
NOT COMPETED	NO SET ASIDE USED.	No Preference used	398	11,428,052
NOT COMPETED Total			398	11,428,052
NOT COMPETED UNDER SAP	8(A) SOLE SOURCE	No Preference used	155	18,837,878
	NO SET ASIDE USED.	No Preference used	398	6,577,927
	SMALL BUSINESS SET ASIDE - TOTAL	No Preference used	1	0
	WOMEN OWNED SMALL BUSINESS SOLE SOURCE	No Preference used	3	235,289
	Not Selected	No Preference used	5	315,300
	Not Selected	OTHER	2	0

EXTENT_COMPETED_DESCRIPTION	TYPE_OF_SET_ASIDE_DESCRIPTION	EVALUATED_PREFERENCE	SB_Action	SB_\$
NOT COMPETED UNDER SAP Total			564	25,966,393
Not Selected	SMALL BUSINESS SET ASIDE - TOTAL	No Preference used	1	0
	Not Selected	OTHER	87	0
Not Selected Total			88	0
Grand Total			10,697	1,395,010,225

FUNDING DEPARTMENT NAME		COMMERCE DEPARTMENT OF		Values	
EXTENT_COMPETED_DESCRIPTION	TYPE_OF_SET_ASIDE_DESCRIPTION	EVALUATED_PREFERENCE	SOLE_SOURCE_CATEGORY	SB Action	SB \$
COMPETED UNDER SAP	8A COMPETED	No Preference used	NOT SOLE SOURCE	44	6,042,630
	ECONOMICALLY DISADVANTAGED WOMEN OWNED SMALL BUSINESS	No Preference used	NOT SOLE SOURCE	6	23,195
	HUBZONE SET-ASIDE	No Preference used	NOT SOLE SOURCE	63	4,837,543
	NO SET ASIDE USED.	No Preference used	NOT SOLE SOURCE	1,022	52,393,563
	RESERVED FOR SMALL BUSINESS	No Preference used	NOT SOLE SOURCE	22	-94,318
	SERVICE DISABLED VETERAN OWNED SMALL BUSINESS SET-ASIDE	No Preference used	NOT SOLE SOURCE	55	2,614,582
	SMALL BUSINESS SET ASIDE - PARTIAL	No Preference used	NOT SOLE SOURCE	55	22,275,449
	SMALL BUSINESS SET ASIDE - TOTAL	No Preference used	NOT SOLE SOURCE	3,450	404,014,991
	WOMEN OWNED SMALL BUSINESS	No Preference used	NOT SOLE SOURCE	46	4,532,946
	Not Selected	No Preference used	NOT SOLE SOURCE	294	25,377,348
COMPETED UNDER SAP Total				5,057	522,017,929
COMPETITIVE DELIVERY ORDER	8A COMPETED	No Preference used	NOT SOLE SOURCE	1	0
	NO SET ASIDE USED.	No Preference used	NOT SOLE SOURCE	39	-10,427
	NO SET ASIDE USED.	OTHER	NOT SOLE SOURCE	1	0
	SERVICE DISABLED VETERAN OWNED SMALL BUSINESS SET-ASIDE	No Preference used	NOT SOLE SOURCE	1	0
	SMALL BUSINESS SET ASIDE - TOTAL	No Preference used	NOT SOLE SOURCE	4	-3,518
	Not Selected	No Preference used	NOT SOLE SOURCE	8	0
COMPETITIVE DELIVERY ORDER Total				54	-13,945
FOLLOW ON TO COMPETED ACTION	NO SET ASIDE USED.	No Preference used	NOT SOLE SOURCE	3	0
FOLLOW ON TO COMPETED ACTION Total				3	0
FULL AND OPEN COMPETITION	8(A) SOLE SOURCE	No Preference used	SOLE SOURCE	13	2,986,977
	8A COMPETED	No Preference used	NOT SOLE SOURCE	20	7,656,959
	ECONOMICALLY DISADVANTAGED WOMEN OWNED SMALL BUSINESS	No Preference used	NOT SOLE SOURCE	14	37,789
	HUBZONE SET-ASIDE	No Preference used	NOT SOLE SOURCE	35	6,220,091
	NO SET ASIDE USED.	No Preference used	NOT SOLE SOURCE	1,882	273,989,487
	SDVO SB SOLE SOURCE	No Preference used	SOLE SOURCE	5	-879,967
	SERVICE DISABLED VETERAN OWNED SMALL BUSINESS SET-ASIDE	No Preference used	NOT SOLE SOURCE	39	1,644,132
	SMALL BUSINESS SET ASIDE - PARTIAL	No Preference used	NOT SOLE SOURCE	3	-735,966
	SMALL BUSINESS SET ASIDE - TOTAL	No Preference used	NOT SOLE SOURCE	583	88,882,238
	SMALL BUSINESS SET ASIDE - TOTAL	OTHER	NOT SOLE SOURCE	56	4,050,585
	WOMEN OWNED SMALL BUSINESS	No Preference used	NOT SOLE SOURCE	24	8,558,957
	WOMEN OWNED SMALL BUSINESS SOLE SOURCE	No Preference used	SOLE SOURCE	2	159,254
	Not Selected	No Preference used	NOT SOLE SOURCE	841	144,750,245
	Not Selected	OTHER	NOT SOLE SOURCE	218	20,797,588
FULL AND OPEN COMPETITION Total				3,735	558,118,369
FULL AND OPEN COMPETITION AFTER EXCLUSION OF SOURCES	8(A) SOLE SOURCE	No Preference used	SOLE SOURCE	41	12,603,871
	8A COMPETED	No Preference used	NOT SOLE SOURCE	415	101,998,892
	HUBZONE SET-ASIDE	No Preference used	NOT SOLE SOURCE	200	22,939,498
	HUBZONE SOLE SOURCE	No Preference used	SOLE SOURCE	1	285,281
	NO SET ASIDE USED.	No Preference used	NOT SOLE SOURCE	13	-9,483
	SERVICE DISABLED VETERAN OWNED SMALL BUSINESS SET-ASIDE	No Preference used	NOT SOLE SOURCE	214	39,939,233
	SMALL BUSINESS SET ASIDE - PARTIAL	No Preference used	NOT SOLE SOURCE	6	849,872
	SMALL BUSINESS SET ASIDE - TOTAL	No Preference used	NOT SOLE SOURCE	3,270	485,898,631
	WOMEN OWNED SMALL BUSINESS	No Preference used	NOT SOLE SOURCE	46	49,853,294
	Not Selected	No Preference used	NOT SOLE SOURCE	7	7,319,786
FULL AND OPEN COMPETITION AFTER EXCLUSION OF SOURCES Total				4,213	721,678,875
NON-COMPETITIVE DELIVERY ORDER	8A COMPETED	No Preference used	NOT SOLE SOURCE	2	-12,378
	NO SET ASIDE USED.	No Preference used	NOT SOLE SOURCE	10	-79,715
	SMALL BUSINESS SET ASIDE - TOTAL	No Preference used	NOT SOLE SOURCE	1	-25,000
	Not Selected	No Preference used	NOT SOLE SOURCE	5	0
NON-COMPETITIVE DELIVERY ORDER Total				18	-117,093
NOT AVAILABLE FOR COMPETITION	8(A) SOLE SOURCE	No Preference used	SOLE SOURCE	504	107,160,439
	8(A) SOLE SOURCE	OTHER	SOLE SOURCE	4	-142,582
	HUBZONE SOLE SOURCE	No Preference used	SOLE SOURCE	2	-3
	NO SET ASIDE USED.	No Preference used	NOT SOLE SOURCE	50	2,357,872
	SDVO SB SOLE SOURCE	No Preference used	SOLE SOURCE	1	-46
	SMALL BUSINESS SET ASIDE - TOTAL	OTHER	NOT SOLE SOURCE	2	45,586
	WOMEN OWNED SMALL BUSINESS SOLE SOURCE	No Preference used	SOLE SOURCE	11	1,064,959
	Not Selected	OTHER	NOT SOLE SOURCE	10	2,051,614
NOT AVAILABLE FOR COMPETITION Total				584	112,537,840
NOT COMPETED	NO SET ASIDE USED.	No Preference used	NOT SOLE SOURCE	344	25,640,219
NOT COMPETED Total				344	25,640,219
NOT COMPETED UNDER SAP	8(A) SOLE SOURCE	No Preference used	SOLE SOURCE	289	39,166,508
	HUBZONE SOLE SOURCE	No Preference used	SOLE SOURCE	2	29,080
	NO SET ASIDE USED.	No Preference used	NOT SOLE SOURCE	1,087	38,446,947
	RESERVED FOR SMALL BUSINESS	No Preference used	NOT SOLE SOURCE	6	-100
	SDVO SB SOLE SOURCE	No Preference used	SOLE SOURCE	12	1,004,665
	WOMEN OWNED SMALL BUSINESS SOLE SOURCE	No Preference used	SOLE SOURCE	6	283,150
	ECONOMICALLY DISADVANTAGED WOMEN OWNED SMALL BUSINESS SOLE	No Preference used	SOLE SOURCE	2	7,877
	Not Selected	No Preference used	NOT SOLE SOURCE	37	2,679,625
	Not Selected	OTHER	NOT SOLE SOURCE	3	0
NOT COMPETED UNDER SAP Total				1,444	81,617,752
Not Selected	8A COMPETED	No Preference used	NOT SOLE SOURCE	2	-28
	NO SET ASIDE USED.	No Preference used	NOT SOLE SOURCE	31	-19,124
	SMALL BUSINESS SET ASIDE - TOTAL	No Preference used	NOT SOLE SOURCE	2	0
	Not Selected	No Preference used	NOT SOLE SOURCE	9	-40
	Not Selected	OTHER	NOT SOLE SOURCE	210	-33,026
Not Selected Total				254	-52,218
Grand Total				15,706	2,021,427,727

FUNDING DEPARTMENT NAME		COMMERCE, DEPARTMENT OF			
SRDVOB_FLAG		YES			
EXTENT_COMPETED_DESCRIPTION	TYPE_OF_SET_ASIDE_DESCRIPTION	EVALUATED_PREFERENCE	SOLE_SOURCE_CATEGORY	Values	SB_\$
COMPETED UNDER SAP	8A COMPETED	No Preference used	NOT SOLE SOURCE	32	3,878,560
	HUBZONE SET-ASIDE	No Preference used	NOT SOLE SOURCE	10	477,387
	NO SET ASIDE USED.	No Preference used	NOT SOLE SOURCE	60	1,546,329
	SERVICE DISABLED VETERAN OWNED SMALL BUSINESS SET-ASIDE	No Preference used	NOT SOLE SOURCE	55	2,614,582
	SMALL BUSINESS SET ASIDE - PARTIAL	No Preference used	NOT SOLE SOURCE	1	10,604
	SMALL BUSINESS SET ASIDE - TOTAL	No Preference used	NOT SOLE SOURCE	206	7,104,927
	Not Selected	No Preference used	NOT SOLE SOURCE	7	691,327
COMPETED UNDER SAP Total				371	16,323,716
COMPETITIVE DELIVERY ORDER	NO SET ASIDE USED.	No Preference used	NOT SOLE SOURCE	3	-
	SERVICE DISABLED VETERAN OWNED SB SET-ASIDE	No Preference used	NOT SOLE SOURCE	1	-
COMPETITIVE DELIVERY ORDER Total				4	-
FULL AND OPEN COMPETITION	8(A) SOLE SOURCE	No Preference used	SOLE SOURCE	8	1,879,810
	8A COMPETED	No Preference used	NOT SOLE SOURCE	1	75,932
	HUBZONE SET-ASIDE	No Preference used	NOT SOLE SOURCE	6	1,501,208
	NO SET ASIDE USED.	No Preference used	NOT SOLE SOURCE	219	29,874,352
	SDVOB SOLE SOURCE	No Preference used	SOLE SOURCE	5	(879,967)
	SERVICE DISABLED VETERAN OWNED SB SET-ASIDE	No Preference used	NOT SOLE SOURCE	36	1,541,613
	SMALL BUSINESS SET ASIDE - PARTIAL	No Preference used	NOT SOLE SOURCE	1	(450,427)
	SMALL BUSINESS SET ASIDE - TOTAL	No Preference used	NOT SOLE SOURCE	71	10,688,198
	Not Selected	No Preference used	NOT SOLE SOURCE	158	33,590,523
	Not Selected	OTHER	NOT SOLE SOURCE	10	30,175
FULL AND OPEN COMPETITION Total				515	77,851,418
FULL AND OPEN COMPETITION AFTER EXCLUSION OF SOURCES	8A COMPETED	No Preference used	NOT SOLE SOURCE	11	1,360,517
	HUBZONE SET-ASIDE	No Preference used	NOT SOLE SOURCE	34	1,619,608
	NO SET ASIDE USED.	No Preference used	NOT SOLE SOURCE	8	(7,668)
	SERVICE DISABLED VETERAN OWNED SMALL BUSINESS SET-ASIDE	No Preference used	NOT SOLE SOURCE	214	39,939,233
	SMALL BUSINESS SET ASIDE - TOTAL	No Preference used	NOT SOLE SOURCE	208	31,161,634
FULL AND OPEN COMPETITION AFTER EXCLUSION OF SOURCES Total				475	74,073,324
NOT AVAILABLE FOR COMPETITION	8(A) SOLE SOURCE	No Preference used	SOLE SOURCE	50	3,786,649
	NO SET ASIDE USED.	No Preference used	NOT SOLE SOURCE	8	1,225,103
	SDVOB SOLE SOURCE	No Preference used	SOLE SOURCE	1	(46)
	WOMEN OWNED SMALL BUSINESS SOLE SOURCE	No Preference used	SOLE SOURCE	3	185,298
NOT AVAILABLE FOR COMPETITION Total				62	5,197,005
NOT COMPETED	NO SET ASIDE USED.	No Preference used	NOT SOLE SOURCE	7	102,204
NOT COMPETED Total				7	102,204
NOT COMPETED UNDER SAP	8(A) SOLE SOURCE	No Preference used	SOLE SOURCE	31	5,009,796
	NO SET ASIDE USED.	No Preference used	NOT SOLE SOURCE	28	1,743,097
	SDVOB SOLE SOURCE	No Preference used	SOLE SOURCE	12	1,004,665
	Not Selected	No Preference used	NOT SOLE SOURCE	2	342,500
NOT COMPETED UNDER SAP Total				73	8,100,059
Not Selected	NO SET ASIDE USED.	No Preference used	NOT SOLE SOURCE	1	(23)
	Not Selected	OTHER	NOT SOLE SOURCE	25	(144,238)
Not Selected Total				26	(144,261)
Grand Total				1,533	181,503,465

FUNDING DEPARTMENT NAME		COMMERCE, DEPARTMENT OF			
HubZone_FLAG		YES			
EXTENT_COMPETED_DESCRIPTION	TYPE_OF_SET_ASIDE_DESCRIPTION	EVALUATED_PREFERENCE	SOLE_SOURCE_CATEGORY	Values	
				SB_Action	SB_\$
COMPETED UNDER SAP	8A COMPLETED	No Preference used	NOT SOLE SOURCE	1	56,143
	HUBZONE SET-ASIDE	No Preference used	NOT SOLE SOURCE	63	4,837,543
	NO SET ASIDE USED.	No Preference used	NOT SOLE SOURCE	48	11,486,518
	SERVICE DISABLED VETERAN OWNED SMALL BUSINESS SET-ASIDE	No Preference used	NOT SOLE SOURCE	2	122,228
	SMALL BUSINESS SET ASIDE - PARTIAL	No Preference used	NOT SOLE SOURCE	47	22,261,897
	SMALL BUSINESS SET ASIDE - TOTAL	No Preference used	NOT SOLE SOURCE	227	257,949,793
	WOMEN OWNED SMALL BUSINESS	No Preference used	NOT SOLE SOURCE	9	3,199,099
	Not Selected	No Preference used	NOT SOLE SOURCE	2	900,000
COMPETED UNDER SAP Total				399	300,813,221
COMPETITIVE DELIVERY ORDER	NO SET ASIDE USED.	No Preference used	NOT SOLE SOURCE	1	0
COMPETITIVE DELIVERY ORDER Total				1	0
FULL AND OPEN COMPETITION	HUBZONE SET-ASIDE	No Preference used	NOT SOLE SOURCE	35	6,220,091
	NO SET ASIDE USED.	No Preference used	NOT SOLE SOURCE	66	4,510,426
	SMALL BUSINESS SET ASIDE - TOTAL	No Preference used	NOT SOLE SOURCE	24	10,186,496
	SMALL BUSINESS SET ASIDE - TOTAL	OTHER	NOT SOLE SOURCE	2	49,696
	Not Selected	No Preference used	NOT SOLE SOURCE	47	11,287,636
	Not Selected	OTHER	NOT SOLE SOURCE	9	155,040
FULL AND OPEN COMPETITION Total				183	32,409,385
FULL AND OPEN COMPETITION AFTER EXCLUSION OF SOURCES	8A COMPLETED	No Preference used	NOT SOLE SOURCE	3	156,161
	HUBZONE SET-ASIDE	No Preference used	NOT SOLE SOURCE	188	22,167,436
	NO SET ASIDE USED.	No Preference used	NOT SOLE SOURCE	1	0
	SERVICE DISABLED VETERAN OWNED SMALL BUSINESS SET-ASIDE	No Preference used	NOT SOLE SOURCE	8	3,561,323
	SMALL BUSINESS SET ASIDE - TOTAL	No Preference used	NOT SOLE SOURCE	246	18,573,090
	WOMEN OWNED SMALL BUSINESS	No Preference used	NOT SOLE SOURCE	5	1,108,898
	Not Selected	No Preference used	NOT SOLE SOURCE	7	7,319,786
FULL AND OPEN COMPETITION AFTER EXCLUSION OF SOURCES Total				458	52,886,694
NOT AVAILABLE FOR COMPETITION	8(A) SOLE SOURCE	No Preference used	SOLE SOURCE	58	7,793,996
	HUBZONE SOLE SOURCE	No Preference used	SOLE SOURCE	2	-3
	NO SET ASIDE USED.	No Preference used	NOT SOLE SOURCE	6	1,210,190
NOT AVAILABLE FOR COMPETITION Total				66	9,004,183
NOT COMPETED	NO SET ASIDE USED.	No Preference used	NOT SOLE SOURCE	2	5,292
NOT COMPETED Total				2	5,292
NOT COMPETED UNDER SAP	8(A) SOLE SOURCE	No Preference used	SOLE SOURCE	57	8,651,745
	HUBZONE SOLE SOURCE	No Preference used	SOLE SOURCE	2	29,080
	NO SET ASIDE USED.	No Preference used	NOT SOLE SOURCE	19	426,431
	RESERVED FOR SMALL BUSINESS	No Preference used	NOT SOLE SOURCE	1	0
	ECONOMICALLY DISADVANTAGED WOMEN OWNED SMALL BUSINESS SOLE SOURCE	No Preference used	SOLE SOURCE	1	7,877
	Not Selected	No Preference used	NOT SOLE SOURCE	1	45,854
NOT COMPETED UNDER SAP Total				81	9,160,987
Not Selected	Not Selected	OTHER	NOT SOLE SOURCE	19	-144,238
Not Selected Total				19	-144,238
Grand Total				1,209	404,135,525

FUNDING DEPARTMENT NAME		COMMERCE, DEPARTMENT OF		Values	
SDB		YES		SB_Action	SB_\$
EXTENT_COMPETED_DESCRIPTION	TYPE_OF_SET_ASIDE_DESCRIPTION	EVALUATED_PREFERENCE	SOLE_SOURCE_CATEGORY	SB_Action	SB_\$
COMPETED UNDER SAP	8A COMPETED	No Preference used	NOT SOLE SOURCE	44	6,042,630
	ECONOMICALLY DISADVANTAGED WOMEN OWNED SMALL BUSINESS	No Preference used	NOT SOLE SOURCE	3	37,390
	HUBZONE SET-ASIDE	No Preference used	NOT SOLE SOURCE	33	605,014
	NO SET ASIDE USED.	No Preference used	NOT SOLE SOURCE	207	21,556,818
	RESERVED FOR SMALL BUSINESS	No Preference used	NOT SOLE SOURCE	8	0
	SERVICE DISABLED VETERAN OWNED SMALL BUSINESS SET-ASIDE	No Preference used	NOT SOLE SOURCE	12	702,428
	SMALL BUSINESS SET ASIDE - PARTIAL	No Preference used	NOT SOLE SOURCE	4	4,767,985
	SMALL BUSINESS SET ASIDE - TOTAL	No Preference used	NOT SOLE SOURCE	886	49,947,092
	WOMEN OWNED SMALL BUSINESS	No Preference used	NOT SOLE SOURCE	31	3,695,392
	Not Selected	No Preference used	NOT SOLE SOURCE	11	3,360,153
COMPETED UNDER SAP Total				1,239	90,714,902
COMPETITIVE DELIVERY ORDER	8A COMPETED	No Preference used	NOT SOLE SOURCE	1	0
	NO SET ASIDE USED.	No Preference used	NOT SOLE SOURCE	4	6,465
	Not Selected	No Preference used	NOT SOLE SOURCE	2	0
COMPETITIVE DELIVERY ORDER Total				7	6,465
FULL AND OPEN COMPETITION	8(A) SOLE SOURCE	No Preference used	SOLE SOURCE	12	2,361,193
	8A COMPETED	No Preference used	NOT SOLE SOURCE	20	7,656,959
	ECONOMICALLY DISADVANTAGED WOMEN OWNED SMALL BUSINESS	No Preference used	NOT SOLE SOURCE	14	37,789
	HUBZONE SET-ASIDE	No Preference used	NOT SOLE SOURCE	30	6,000,095
	NO SET ASIDE USED.	No Preference used	NOT SOLE SOURCE	421	70,410,310
	SDVO5B SOLE SOURCE	No Preference used	SOLE SOURCE	4	-938,403
	SERVICE DISABLED VETERAN OWNED SMALL BUSINESS SET-ASIDE	No Preference used	NOT SOLE SOURCE	15	1,400,299
	SMALL BUSINESS SET ASIDE - PARTIAL	No Preference used	NOT SOLE SOURCE	1	-450,427
	SMALL BUSINESS SET ASIDE - TOTAL	No Preference used	NOT SOLE SOURCE	204	45,760,326
	SMALL BUSINESS SET ASIDE - TOTAL	OTHER	NOT SOLE SOURCE	6	42,429
	WOMEN OWNED SMALL BUSINESS	No Preference used	NOT SOLE SOURCE	18	3,465,240
	Not Selected	No Preference used	NOT SOLE SOURCE	471	73,720,327
	Not Selected	OTHER	NOT SOLE SOURCE	44	1,740,543
FULL AND OPEN COMPETITION Total				1,260	211,206,682
FULL AND OPEN COMPETITION AFTER EXCLUSION OF SOURCES	8(A) SOLE SOURCE	No Preference used	SOLE SOURCE	41	12,603,871
	8A COMPETED	No Preference used	NOT SOLE SOURCE	414	98,503,573
	HUBZONE SET-ASIDE	No Preference used	NOT SOLE SOURCE	116	13,947,552
	NO SET ASIDE USED.	No Preference used	NOT SOLE SOURCE	1	0
	SERVICE DISABLED VETERAN OWNED SMALL BUSINESS SET-ASIDE	No Preference used	NOT SOLE SOURCE	42	7,031,673
	SMALL BUSINESS SET ASIDE - PARTIAL	No Preference used	NOT SOLE SOURCE	4	84,872
	SMALL BUSINESS SET ASIDE - TOTAL	No Preference used	NOT SOLE SOURCE	1,177	207,363,092
	WOMEN OWNED SMALL BUSINESS	No Preference used	NOT SOLE SOURCE	6	1,162,873
	Not Selected	No Preference used	NOT SOLE SOURCE	1	58,931
FULL AND OPEN COMPETITION AFTER EXCLUSION OF SOURCES Total				1,802	340,756,437
NON-COMPETITIVE DELIVERY ORDER	8A COMPETED	No Preference used	NOT SOLE SOURCE	2	-12,378
	Not Selected	No Preference used	NOT SOLE SOURCE	1	0
NON-COMPETITIVE DELIVERY ORDER Total				3	-12,378
NOT AVAILABLE FOR COMPETITION	8(A) SOLE SOURCE	No Preference used	SOLE SOURCE	504	107,160,439
	8(A) SOLE SOURCE	OTHER	SOLE SOURCE	4	-142,582
	NO SET ASIDE USED.	No Preference used	NOT SOLE SOURCE	17	1,397,144
	SDVO5B SOLE SOURCE	No Preference used	SOLE SOURCE	1	-46
	SMALL BUSINESS SET ASIDE - TOTAL	OTHER	NOT SOLE SOURCE	2	45,586
	WOMEN OWNED SMALL BUSINESS SOLE SOURCE	No Preference used	SOLE SOURCE	1	100,000
	Not Selected	OTHER	NOT SOLE SOURCE	9	2,051,614
NOT AVAILABLE FOR COMPETITION Total				538	110,612,156
NOT COMPETED	NO SET ASIDE USED.	No Preference used	NOT SOLE SOURCE	49	6,797,885
NOT COMPETED Total				49	6,797,885
NOT COMPETED UNDER SAP	8(A) SOLE SOURCE	No Preference used	SOLE SOURCE	289	39,166,508
	HUBZONE SOLE SOURCE	No Preference used	SOLE SOURCE	2	29,080
	NO SET ASIDE USED.	No Preference used	NOT SOLE SOURCE	149	11,036,544
	RESERVED FOR SMALL BUSINESS	No Preference used	NOT SOLE SOURCE	1	0
	SDVO5B SOLE SOURCE	No Preference used	SOLE SOURCE	6	376,071
	WOMEN OWNED SMALL BUSINESS SOLE SOURCE	No Preference used	SOLE SOURCE	6	283,150
	ECONOMICALLY DISADVANTAGED WOMEN OWNED SMALL BUSINESS SOLE SOURCE	No Preference used	SOLE SOURCE	2	7,877
	Not Selected	No Preference used	NOT SOLE SOURCE	6	1,191,567
NOT COMPETED UNDER SAP Total				461	52,090,796
Not Selected	8A COMPETED	No Preference used	NOT SOLE SOURCE	2	-28
	NO SET ASIDE USED.	No Preference used	NOT SOLE SOURCE	5	-36
	Not Selected	No Preference used	NOT SOLE SOURCE	1	0
	Not Selected	OTHER	NOT SOLE SOURCE	73	2,926
Not Selected Total				81	2,862
Grand Total				5,440	812,175,808

Department: COMMERCE, DEPARTMENT OF
 Socio-Economic Category: INDIAN_TRIBE

FUNDING DEPARTMENT NAME	COMMERCE, DEPARTMENT OF
INDIAN TRIBE	YES

EXTENT_COMPETED_DESCRIPTION	TYPE_OF_SET_ASIDE_DESCRIPTION	EVALUATED_PREFERENCE	SOLE_SOURCE_CATEGORY	Values	
				SB_Action	SB_\$
COMPETED UNDER SAP	NO SET ASIDE USED.	No Preference used	NOT SOLE SOURCE	2	105,974
	SMALL BUSINESS SET ASIDE - TOTAL	No Preference used	NOT SOLE SOURCE	8	405,550
COMPETED UNDER SAP Total				10	511,524
FULL AND OPEN COMPETITION	NO SET ASIDE USED.	No Preference used	NOT SOLE SOURCE	6	50,389
FULL AND OPEN COMPETITION Total				6	50,389
FULL AND OPEN COMPETITION AFTER EXCLUSION OF SOURCES	8A COMPETED	No Preference used	NOT SOLE SOURCE	1	0
FULL AND OPEN COMPETITION AFTER EXCLUSION OF SOURCES Total				1	0
NOT AVAILABLE FOR COMPETITION	8(A) SOLE SOURCE	No Preference used	SOLE SOURCE	11	2,410,780
NOT AVAILABLE FOR COMPETITION Total				11	2,410,780
NOT COMPETED UNDER SAP	8(A) SOLE SOURCE	No Preference used	SOLE SOURCE	16	2,858,394
	NO SET ASIDE USED.	No Preference used	NOT SOLE SOURCE	2	176,070
NOT COMPETED UNDER SAP Total				18	3,034,464
Grand Total				46	6,007,157

Department: COMMERCE, DEPARTMENT OF
 Socio-Economic Category: NATIVE_HAWAIIAN_ORGANIZATION

FUNDING_DEPARTMENT_NAME	COMMERCE, DEPARTMENT OF
NATIVE_HAWAIIAN_ORGANIZATION	YES

EXTENT_COMPETED_DESCRIPTION	TYPE_OF_SET_ASIDE_DESCRIPTION	EVALUATED_PREFERENCE	SOLE_SOURCE_CATEGORY	Values	
				SB_Action	SB_\$
COMPETED UNDER SAP	NO SET ASIDE USED.	No Preference used	NOT SOLE SOURCE	1	0
	SMALL BUSINESS SET ASIDE - TOTAL	No Preference used	NOT SOLE SOURCE	1	2,520
COMPETED UNDER SAP Total				2	2,520
NOT AVAILABLE FOR COMPETITION	8(A) SOLE SOURCE	No Preference used	SOLE SOURCE	11	252,149
NOT AVAILABLE FOR COMPETITION Total				11	252,149
NOT COMPETED UNDER SAP	8(A) SOLE SOURCE	No Preference used	SOLE SOURCE	6	677,564
NOT COMPETED UNDER SAP Total				6	677,564
Grand Total				19	932,232

FUNDING_DEPARTMENT_NAME		COMMERCE, DEPARTMENT OF			
ALASKAN_NATIVE_CORPORATION		YES			
EXTENT_COMPETED_DESCRIPTION	TYPE_OF_SET_ASIDE_DESCRIPTION	EVALUATED_PREFERENCE	SOLE_SOURCE_CATEGORY	Values	
				SB_Action	SB_\$
COMPETED UNDER SAP	NO SET ASIDE USED.	No Preference used	NOT SOLE SOURCE	3	-355,146
	SMALL BUSINESS SET ASIDE - TOTAL	No Preference used	NOT SOLE SOURCE	12	134,096
COMPETED UNDER SAP Total				15	-221,050
FULL AND OPEN COMPETITION	NO SET ASIDE USED.	No Preference used	NOT SOLE SOURCE	14	185,125
	SMALL BUSINESS SET ASIDE - TOTAL	No Preference used	NOT SOLE SOURCE	5	3,998,000
	Not Selected	No Preference used	NOT SOLE SOURCE	8	5,408,077
FULL AND OPEN COMPETITION Total				27	9,591,202
FULL AND OPEN COMPETITION AFTER EXCLUSION OF SOURCES	8(A) SOLE SOURCE	No Preference used	SOLE SOURCE	7	2,993,065
	8A COMPETED	No Preference used	NOT SOLE SOURCE	59	15,270,144
	HUBZONE SET-ASIDE	No Preference used	NOT SOLE SOURCE	1	336,612
	SMALL BUSINESS SET ASIDE - TOTAL	No Preference used	NOT SOLE SOURCE	40	19,297,654
FULL AND OPEN COMPETITION AFTER EXCLUSION OF SOURCES Total				107	37,897,475
NOT AVAILABLE FOR COMPETITION	8(A) SOLE SOURCE	No Preference used	SOLE SOURCE	126	50,116,852
NOT AVAILABLE FOR COMPETITION Total				126	50,116,852
NOT COMPETED	NO SET ASIDE USED.	No Preference used	NOT SOLE SOURCE	2	-3,423
NOT COMPETED Total				2	-3,423
NOT COMPETED UNDER SAP	8(A) SOLE SOURCE	No Preference used	SOLE SOURCE	20	2,598,630
	NO SET ASIDE USED.	No Preference used	NOT SOLE SOURCE	2	2,843
NOT COMPETED UNDER SAP Total				22	2,601,473
Grand Total				299	99,982,529

FUNDING DEPARTMENT NAME	COMMERCE, DEPARTMENT OF
WOSB_EDWOSB	YES

EXTENT_COMPETED_DESCRIPTION	TYPE_OF_SET_ASIDE_DESCRIPTION	EVALUATED_PREFERENCE	Values	
			SB_Action	SB_\$
COMPETED UNDER SAP	8A COMPETED	No Preference used	1	56,143
	ECONOMICALLY DISADVANTAGED WOMEN OWNED SMALL BUSINESS	No Preference used	6	23,195
	HUBZONE SET-ASIDE	No Preference used	24	354,184
	NO SET ASIDE USED.	No Preference used	161	9,933,058
	RESERVED FOR SMALL BUSINESS	No Preference used	9	-94,288
	SERVICE DISABLED VETERAN OWNED SMALL BUSINESS SET-ASIDE	No Preference used	2	36,835
	SMALL BUSINESS SET ASIDE - PARTIAL	No Preference used	50	22,266,201
	SMALL BUSINESS SET ASIDE - TOTAL	No Preference used	681	42,223,316
	WOMEN OWNED SMALL BUSINESS	No Preference used	46	4,532,946
	Not Selected	No Preference used	272	20,488,948
COMPETED UNDER SAP Total			1,252	99,820,536
COMPETITIVE DELIVERY ORDER	NO SET ASIDE USED.	No Preference used	8	6,405
	SMALL BUSINESS SET ASIDE - TOTAL	No Preference used	2	-3,518
COMPETITIVE DELIVERY ORDER Total			10	2,887
FULL AND OPEN COMPETITION	8(A) SOLE SOURCE	No Preference used	5	1,496,350
	8A COMPETED	No Preference used	3	80,000
	ECONOMICALLY DISADVANTAGED WOMEN OWNED SMALL BUSINESS	No Preference used	14	37,789
	HUBZONE SET-ASIDE	No Preference used	9	-380,191
	NO SET ASIDE USED.	No Preference used	471	64,392,412
	SMALL BUSINESS SET ASIDE - TOTAL	No Preference used	193	38,176,048
	SMALL BUSINESS SET ASIDE - TOTAL	OTHER	15	-35,794
	WOMEN OWNED SMALL BUSINESS	No Preference used	24	8,558,957
	Not Selected	No Preference used	457	40,624,143
	Not Selected	OTHER	39	846,802
FULL AND OPEN COMPETITION Total			1,230	153,796,516
FULL AND OPEN COMPETITION AFTER EXCLUSION OF SOURCES	8(A) SOLE SOURCE	No Preference used	25	7,643,966
	8A COMPETED	No Preference used	215	40,127,117
	HUBZONE SET-ASIDE	No Preference used	49	4,503,140
	NO SET ASIDE USED.	No Preference used	1	0
	SERVICE DISABLED VETERAN OWNED SMALL BUSINESS SET-ASIDE	No Preference used	33	2,146,911
	SMALL BUSINESS SET ASIDE - PARTIAL	No Preference used	3	84,972
	SMALL BUSINESS SET ASIDE - TOTAL	No Preference used	1,009	169,029,715
	WOMEN OWNED SMALL BUSINESS	No Preference used	46	49,853,294
	Not Selected	No Preference used	2	7,228,107
FULL AND OPEN COMPETITION AFTER EXCLUSION OF SOURCES Total			1,383	280,617,221
NON-COMPETITIVE DELIVERY ORDER	8A COMPETED	No Preference used	1	0
	Not Selected	No Preference used	2	0
NON-COMPETITIVE DELIVERY ORDER Total			3	0
NOT AVAILABLE FOR COMPETITION	8(A) SOLE SOURCE	No Preference used	108	11,527,424
	8(A) SOLE SOURCE	OTHER	3	-142,311
	NO SET ASIDE USED.	No Preference used	1	0
	SDVOSB SOLE SOURCE	No Preference used	1	-46
	WOMEN OWNED SMALL BUSINESS SOLE SOURCE	No Preference used	11	1,064,959
	Not Selected	OTHER	1	0
NOT AVAILABLE FOR COMPETITION Total			125	12,450,026
NOT COMPETED	NO SET ASIDE USED.	No Preference used	64	5,734,550
NOT COMPETED Total			64	5,734,550
NOT COMPETED UNDER SAP	8(A) SOLE SOURCE	No Preference used	75	3,996,054
	NO SET ASIDE USED.	No Preference used	132	5,192,802
	RESERVED FOR SMALL BUSINESS	No Preference used	1	-100
	WOMEN OWNED SMALL BUSINESS SOLE SOURCE	No Preference used	6	283,150
	ECONOMICALLY DISADVANTAGED WOMEN OWNED SMALL BUSINESS SOLE SOURCE	No Preference used	2	7,877
	Not Selected	No Preference used	29	2,107,598
NOT COMPETED UNDER SAP Total			245	11,587,381
Not Selected	NO SET ASIDE USED.	No Preference used	2	-6
	SMALL BUSINESS SET ASIDE - TOTAL	No Preference used	2	0
	Not Selected	OTHER	69	-139,963
Not Selected Total			73	-139,969

EXTENT_COMPETED_DESCRIPTION	TYPE_OF_SET_ASIDE_DESCRIPTION	EVALUATED_PREFERENCE	SB_Action	SB_\$
Grand Total			4,385	563,869,148

FUNDING DEPARTMENT NAME		DEPT OF DEFENSE		Values	
EXTENT_COMPETED_DESCRIPTION	TYPE_OF_SET_ASIDE_DESCRIPTION	EVALUATED_PREFERENCE	SOLE_SOURCE_CATEGORY	SB Action	SB \$
COMPETED UNDER SAP	8A COMPETED	No Preference used	NOT SOLE SOURCE	674	144,287,913
	ECONOMICALLY DISADVANTAGED WOMEN OWNED SMALL BUSINESS	No Preference used	NOT SOLE SOURCE	126	7,293,710
	HUBZONE SET-ASIDE	No Preference used	NOT SOLE SOURCE	1,892	54,539,149
	NO SET ASIDE USED.	Combined HUB/SDB Preference	NOT SOLE SOURCE	1	162,542
	NO SET ASIDE USED.	No Preference used	NOT SOLE SOURCE	388,469	3,158,174,917
	SERVICE DISABLED VETERAN OWNED SMALL BUSINESS SET-ASIDE	No Preference used	NOT SOLE SOURCE	8,906	283,072,577
	SMALL BUSINESS SET ASIDE - PARTIAL	No Preference used	NOT SOLE SOURCE	650	8,738,341
	SMALL BUSINESS SET ASIDE - TOTAL	No Preference used	NOT SOLE SOURCE	120,970	2,588,445,777
	WOMEN OWNED SMALL BUSINESS	No Preference used	NOT SOLE SOURCE	1,101	73,136,860
	Not Selected	No Preference used	NOT SOLE SOURCE	2,304	80,068,864
COMPETED UNDER SAP Total				525,093	6,397,920,651
COMPETITIVE DELIVERY ORDER	NO SET ASIDE USED.	No Preference used	NOT SOLE SOURCE	10	1,336,582
	NO SET ASIDE USED.	OTHER	NOT SOLE SOURCE	1	0
	Not Selected	No Preference used	NOT SOLE SOURCE	3	753,085
	Not Selected	OTHER	NOT SOLE SOURCE	13	2,185,397
COMPETITIVE DELIVERY ORDER Total				27	4,275,064
FOLLOW ON TO COMPETED ACTION	NO SET ASIDE USED.	No Preference used	NOT SOLE SOURCE	9	2,324,729
FOLLOW ON TO COMPETED ACTION Total				9	2,324,729
FULL AND OPEN COMPETITION	8(A) SOLE SOURCE	No Preference used	SOLE SOURCE	93	21,292,750
	8(A) SOLE SOURCE	OTHER	SOLE SOURCE	2	899,250
	8A COMPETED	No Preference used	NOT SOLE SOURCE	227	126,173,461
	ECONOMICALLY DISADVANTAGED WOMEN OWNED SMALL BUSINESS	No Preference used	NOT SOLE SOURCE	10	837,745
	HUBZONE SET-ASIDE	No Preference used	NOT SOLE SOURCE	60	19,853,075
	HUBZONE SET-ASIDE	OTHER	NOT SOLE SOURCE	7	145,691
	HUBZONE SOLE SOURCE	No Preference used	SOLE SOURCE	17	2,690,681
	NO SET ASIDE USED.	HUBZone Price Evaluation Preference	NOT SOLE SOURCE	276	299,824,893
	NO SET ASIDE USED.	No Preference used	NOT SOLE SOURCE	628,780	14,806,769,699
	NO SET ASIDE USED.	OTHER	NOT SOLE SOURCE	54	16,090,216
	SDVOSB SOLE SOURCE	No Preference used	SOLE SOURCE	20	3,032,597
	SERVICE DISABLED VETERAN OWNED SMALL BUSINESS SET-ASIDE	No Preference used	NOT SOLE SOURCE	322	130,722,472
	SERVICE DISABLED VETERAN OWNED SMALL BUSINESS SET-ASIDE	OTHER	NOT SOLE SOURCE	11	1,765,550
	SMALL BUSINESS SET ASIDE - PARTIAL	No Preference used	NOT SOLE SOURCE	60	20,839,484
	SMALL BUSINESS SET ASIDE - PARTIAL	OTHER	NOT SOLE SOURCE	2	189,289
	SMALL BUSINESS SET ASIDE - TOTAL	No Preference used	NOT SOLE SOURCE	7,032	1,366,921,253
	SMALL BUSINESS SET ASIDE - TOTAL	OTHER	NOT SOLE SOURCE	195	39,962,230
	WOMEN OWNED SMALL BUSINESS	No Preference used	NOT SOLE SOURCE	168	72,408,119
	WOMEN OWNED SMALL BUSINESS SOLE SOURCE	No Preference used	SOLE SOURCE	34	6,258,255
	WOMEN OWNED SMALL BUSINESS SOLE SOURCE	OTHER	SOLE SOURCE	4	870,220
	ECONOMICALLY DISADVANTAGED WOMEN OWNED SMALL BUSINESS SOLE SOURCE	No Preference used	SOLE SOURCE	3	742,439
	Not Selected	No Preference used	NOT SOLE SOURCE	14,276	476,560,518
	Not Selected	OTHER	NOT SOLE SOURCE	2,040	136,495,917
FULL AND OPEN COMPETITION Total				653,693	17,551,345,819
FULL AND OPEN COMPETITION AFTER EXCLUSION OF SOURCES	8(A) SOLE SOURCE	No Preference used	SOLE SOURCE	402	134,270,710
	8A COMPETED	No Preference used	NOT SOLE SOURCE	17,313	4,405,190,747
	8A COMPETED	OTHER	NOT SOLE SOURCE	3	-26,557
	ECONOMICALLY DISADVANTAGED WOMEN OWNED SMALL BUSINESS	No Preference used	NOT SOLE SOURCE	172	23,022,956
	HUBZONE SET-ASIDE	No Preference used	NOT SOLE SOURCE	4,469	1,230,346,226
	HUBZONE SOLE SOURCE	No Preference used	SOLE SOURCE	5	570,053
	NO SET ASIDE USED.	No Preference used	NOT SOLE SOURCE	6,659	1,030,326,337
	NO SET ASIDE USED.	OTHER	NOT SOLE SOURCE	26	7,782
	NO SET ASIDE USED.	SDB Preferential Consideration Partial SB	NOT SOLE SOURCE	1	309,710
	SDVOSB SOLE SOURCE	No Preference used	SOLE SOURCE	4	649,560
	SERVICE DISABLED VETERAN OWNED SMALL BUSINESS SET-ASIDE	No Preference used	NOT SOLE SOURCE	6,665	1,861,770,452
	SMALL BUSINESS SET ASIDE - PARTIAL	HUBZone Price Evaluation Preference	NOT SOLE SOURCE	45	62,865,420
	SMALL BUSINESS SET ASIDE - PARTIAL	No Preference used	NOT SOLE SOURCE	6,059	1,918,253,423
	SMALL BUSINESS SET ASIDE - PARTIAL	OTHER	NOT SOLE SOURCE	3	-106,053
	SMALL BUSINESS SET ASIDE - TOTAL	No Preference used	NOT SOLE SOURCE	588,380	25,794,814,983
	SMALL BUSINESS SET ASIDE - TOTAL	OTHER	NOT SOLE SOURCE	62	-118,361
	WOMEN OWNED SMALL BUSINESS	No Preference used	NOT SOLE SOURCE	3,198	239,613,917
	INDIAN SMALL BUSINESS ECONOMIC ENTERPRISE	No Preference used	NOT SOLE SOURCE	4	0
	WOMEN OWNED SMALL BUSINESS SOLE SOURCE	No Preference used	SOLE SOURCE	4	1,236,239
	Not Selected	No Preference used	NOT SOLE SOURCE	143	77,275,615
	Not Selected	OTHER	NOT SOLE SOURCE	10	-23,485
FULL AND OPEN COMPETITION AFTER EXCLUSION OF SOURCES Total				633,627	36,780,249,672
NON-COMPETITIVE DELIVERY ORDER	Not Selected	No Preference used	NOT SOLE SOURCE	2	0
	Not Selected	OTHER	NOT SOLE SOURCE	1	0
NON-COMPETITIVE DELIVERY ORDER Total				3	0
NOT AVAILABLE FOR COMPETITION	8(A) SOLE SOURCE	No Preference used	SOLE SOURCE	19,859	4,402,161,129
	8(A) SOLE SOURCE	OTHER	SOLE SOURCE	83	4,170,515
	HUBZONE SOLE SOURCE	No Preference used	SOLE SOURCE	110	19,991,835
	NO SET ASIDE USED.	No Preference used	NOT SOLE SOURCE	3,033	883,742,702
	NO SET ASIDE USED.	OTHER	NOT SOLE SOURCE	3	0
	SDVOSB SOLE SOURCE	No Preference used	SOLE SOURCE	195	29,650,626
	SMALL BUSINESS SET ASIDE - TOTAL	OTHER	NOT SOLE SOURCE	13	1,231,088
	WOMEN OWNED SMALL BUSINESS SOLE SOURCE	No Preference used	SOLE SOURCE	76	20,096,345
	INDIAN ECONOMIC ENTERPRISE	No Preference used	NOT SOLE SOURCE	9	848,315
	ECONOMICALLY DISADVANTAGED WOMEN OWNED SMALL BUSINESS SOLE	No Preference used	SOLE SOURCE	42	5,745,663
	Not Selected	No Preference used	NOT SOLE SOURCE	19	4,468,615
	Not Selected	OTHER	NOT SOLE SOURCE	22	244,683

EXTENT_COMPETED_DESCRIPTION	TYPE_OF_SET_ASIDE_DESCRIPTION	EVALUATED_PREFERENCE	SOLE_SOURCE_CATEGORY	SB_Action	SB_S
NOT AVAILABLE FOR COMPETITION Total				23,464	5,372,351,516
NOT COMPETED	NO SET ASIDE USED.	No Preference used	NOT SOLE SOURCE	27,553	3,233,911,374
	NO SET ASIDE USED.	OTHER	NOT SOLE SOURCE	18	-2,361,338
	Not Selected	No Preference used	NOT SOLE SOURCE	47	14,241,546
NOT COMPETED Total				27,618	3,245,791,581
NOT COMPETED UNDER SAP	8(A) SOLE SOURCE	No Preference used	SOLE SOURCE	5,481	937,199,029
	HURZONE SOLE SOURCE	No Preference used	SOLE SOURCE	93	3,565,098
	NO SET ASIDE USED.	No Preference used	NOT SOLE SOURCE	37,398	841,831,835
	SDVOSB SOLE SOURCE	No Preference used	SOLE SOURCE	93	13,655,285
	INDIAN SMALL BUSINESS ECONOMIC ENTERPRISE	No Preference used	NOT SOLE SOURCE	2	13,971
	WOMEN OWNED SMALL BUSINESS SOLE SOURCE	No Preference used	SOLE SOURCE	94	12,573,345
	INDIAN ECONOMIC ENTERPRISE	No Preference used	NOT SOLE SOURCE	1	0
	ECONOMICALLY DISADVANTAGED WOMEN OWNED SMALL BUSINESS SOLE	No Preference used	SOLE SOURCE	28	1,833,340
	Not Selected	No Preference used	NOT SOLE SOURCE	289	22,427,343
NOT COMPETED UNDER SAP Total				43,479	1,833,099,246
Not Selected	NO SET ASIDE USED.	No Preference used	NOT SOLE SOURCE	1	0
	Not Selected	No Preference used	NOT SOLE SOURCE	2	-17,552
	Not Selected	OTHER	NOT SOLE SOURCE	3,073	170,000
Not Selected Total				3,076	152,448
Grand Total				1,910,089	71,187,510,726

FUNDING DEPARTMENT NAME SRDVOB_FLAG		DEPT OF DEFENSE YES		Values	
EXTENT_COMPETED_DESCRIPTION	TYPE_OF_SET_ASIDE_DESCRIPTION	EVALUATED_PREFERENCE	SOLE_SOURCE_CATEGORY	SB_Action	SB_\$
COMPETED UNDER SAP	8A COMPETED	No Preference used	NOT SOLE SOURCE	142	26,709,985
	ECONOMICALLY DISADVANTAGED WOMEN OWNED SMALL BUSINESS	No Preference used	NOT SOLE SOURCE	15	624,475
	HUBZONE SET-ASIDE	No Preference used	NOT SOLE SOURCE	265	8,275,930
	NO SET ASIDE USED.	No Preference used	NOT SOLE SOURCE	13,563	188,505,431
	SERVICE DISABLED VETERAN OWNED SMALL BUSINESS SET-ASIDE	No Preference used	NOT SOLE SOURCE	8,902	282,913,184
	SMALL BUSINESS SET ASIDE - PARTIAL	No Preference used	NOT SOLE SOURCE	28	1,317,229
	SMALL BUSINESS SET ASIDE - TOTAL	No Preference used	NOT SOLE SOURCE	7,581	233,369,284
	WOMEN OWNED SMALL BUSINESS	No Preference used	NOT SOLE SOURCE	73	8,108,478
	Not Selected	No Preference used	NOT SOLE SOURCE	112	9,134,741
COMPETED UNDER SAP Total				30,681	758,958,738
COMPETITIVE DELIVERY ORDER	NO SET ASIDE USED.	No Preference used	NOT SOLE SOURCE	4	1,187,908
COMPETITIVE DELIVERY ORDER Total				4	1,187,908
FULL AND OPEN COMPETITION	8(A) SOLE SOURCE	No Preference used	SOLE SOURCE	14	2,327,911
	8A COMPETED	No Preference used	NOT SOLE SOURCE	26	11,783,820
	ECONOMICALLY DISADVANTAGED WOMEN OWNED SMALL BUSINESS	No Preference used	NOT SOLE SOURCE	2	67,776
	HUBZONE SET-ASIDE	No Preference used	NOT SOLE SOURCE	6	444,416
	HUBZONE SOLE SOURCE	No Preference used	SOLE SOURCE	2	7,600
	NO SET ASIDE USED.	HUBZone Price Evaluation Preference	NOT SOLE SOURCE	7	9,090,098
	NO SET ASIDE USED.	No Preference used	NOT SOLE SOURCE	21,006	1,780,639,720
	SDVO SB SOLE SOURCE	No Preference used	SOLE SOURCE	20	3,032,597
	SERVICE DISABLED VETERAN OWNED SB SET-ASIDE	No Preference used	NOT SOLE SOURCE	322	130,722,472
	SERVICE DISABLED VETERAN OWNED SB SET-ASIDE	OTHER	NOT SOLE SOURCE	11	1,765,550
	SMALL BUSINESS SET ASIDE - TOTAL	No Preference used	NOT SOLE SOURCE	1,245	399,313,659
	SMALL BUSINESS SET ASIDE - TOTAL	OTHER	NOT SOLE SOURCE	7	1,173,237
	WOMEN OWNED SMALL BUSINESS	No Preference used	NOT SOLE SOURCE	16	7,172,335
	Not Selected	No Preference used	NOT SOLE SOURCE	264	48,712,764
	Not Selected	OTHER	NOT SOLE SOURCE	99	4,081,994
FULL AND OPEN COMPETITION Total				23,047	2,400,335,950
FULL AND OPEN COMPETITION AFTER EXCLUSION OF SOURCES	8(A) SOLE SOURCE	No Preference used	SOLE SOURCE	50	10,799,426
	8A COMPETED	No Preference used	NOT SOLE SOURCE	2,073	543,888,402
	ECONOMICALLY DISADVANTAGED WOMEN OWNED SMALL BUSINESS	No Preference used	NOT SOLE SOURCE	6	3,038,260
	HUBZONE SET-ASIDE	No Preference used	NOT SOLE SOURCE	412	101,675,470
	NO SET ASIDE USED.	No Preference used	NOT SOLE SOURCE	108	8,486,703
	NO SET ASIDE USED.	SDB Preferential Consideration Partial SB Set Aside	NOT SOLE SOURCE	1	309,710
	SDVO SB SOLE SOURCE	No Preference used	SOLE SOURCE	4	649,560
	SERVICE DISABLED VETERAN OWNED SB SET-ASIDE	No Preference used	NOT SOLE SOURCE	6,661	1,859,583,452
	SMALL BUSINESS SET ASIDE - PARTIAL	No Preference used	NOT SOLE SOURCE	197	46,273,633
	SMALL BUSINESS SET ASIDE - TOTAL	No Preference used	NOT SOLE SOURCE	15,396	3,436,070,103
	WOMEN OWNED SMALL BUSINESS	No Preference used	NOT SOLE SOURCE	55	15,678,385
	Not Selected	No Preference used	NOT SOLE SOURCE	5	334,880
FULL AND OPEN COMPETITION AFTER EXCLUSION OF SOURCES Total				24,968	6,026,787,985
NOT AVAILABLE FOR COMPETITION	8(A) SOLE SOURCE	No Preference used	SOLE SOURCE	3,238	566,163,076
	HUBZONE SOLE SOURCE	No Preference used	SOLE SOURCE	13	1,166,604
	NO SET ASIDE USED.	No Preference used	NOT SOLE SOURCE	296	65,366,929
	SDVO SB SOLE SOURCE	No Preference used	SOLE SOURCE	195	29,650,636
	WOMEN OWNED SMALL BUSINESS SOLE SOURCE	No Preference used	SOLE SOURCE	1	50,410
	Not Selected	No Preference used	NOT SOLE SOURCE	4	3,094,487
NOT AVAILABLE FOR COMPETITION Total				3,747	665,492,132
NOT COMPETED	NO SET ASIDE USED.	No Preference used	NOT SOLE SOURCE	798	256,933,681
NOT COMPETED Total				798	256,933,681
NOT COMPETED UNDER SAP	8(A) SOLE SOURCE	No Preference used	SOLE SOURCE	1,120	170,413,288
	HUBZONE SOLE SOURCE	No Preference used	SOLE SOURCE	2	658,510
	NO SET ASIDE USED.	No Preference used	NOT SOLE SOURCE	1,360	48,079,123
	SDVO SB SOLE SOURCE	No Preference used	SOLE SOURCE	93	13,655,285
	WOMEN OWNED SMALL BUSINESS SOLE SOURCE	No Preference used	SOLE SOURCE	5	1,090,894
	ECONOMICALLY DISADVANTAGED WOMEN OWNED SMALL BUSINESS	No Preference used	SOLE SOURCE	1	130,018
	Not Selected	No Preference used	NOT SOLE SOURCE	15	2,035,912
NOT COMPETED UNDER SAP Total				2,596	236,063,031
Not Selected	Not Selected	No Preference used	NOT SOLE SOURCE	2	(17,552)
	Not Selected	OTHER	NOT SOLE SOURCE	233	-
Not Selected Total				235	(17,552)
Grand Total				86,076	10,345,741,873

FUNDING DEPARTMENT NAME	DEPT OF DEFENSE
HubZone_FLAG	YES

EXTENT_COMPETED_DESCRIPTION	TYPE_OF_SET_ASIDE_DESCRIPTION	EVALUATED_PREFERENCE	SOLE_SOURCE_CATEGORY	Values	
				SB_Action	SB_S
COMPETED UNDER SAP	8A COMPETED	No Preference used	NOT SOLE SOURCE	114	17,148,463
	ECONOMICALLY DISADVANTAGED WOMEN OWNED SMALL BUSINESS	No Preference used	NOT SOLE SOURCE	13	516,263
	HUBZONE SET-ASIDE	No Preference used	NOT SOLE SOURCE	1,891	54,549,292
	NO SET ASIDE USED.	Combined HUB/SDB Preference	NOT SOLE SOURCE	1	162,542
	NO SET ASIDE USED.	No Preference used	NOT SOLE SOURCE	13,204	109,762,483
	SERVICE DISABLED VETERAN OWNED SMALL BUSINESS SET-ASIDE	No Preference used	NOT SOLE SOURCE	757	29,766,474
	SMALL BUSINESS SET ASIDE - PARTIAL	No Preference used	NOT SOLE SOURCE	18	196,494
	SMALL BUSINESS SET ASIDE - TOTAL	No Preference used	NOT SOLE SOURCE	6,098	131,652,011
	WOMEN OWNED SMALL BUSINESS	No Preference used	NOT SOLE SOURCE	68	6,957,497
	Not Selected	No Preference used	NOT SOLE SOURCE	85	10,205,672
COMPETED UNDER SAP Total				22,249	360,917,191
COMPETITIVE DELIVERY ORDER	NO SET ASIDE USED.	No Preference used	NOT SOLE SOURCE	1	-48,775
COMPETITIVE DELIVERY ORDER Total				1	-48,775
FULL AND OPEN COMPETITION	8(A) SOLE SOURCE	No Preference used	SOLE SOURCE	20	2,083,272
	8A COMPETED	No Preference used	NOT SOLE SOURCE	20	10,886,278
	HUBZONE SET-ASIDE	No Preference used	NOT SOLE SOURCE	44	16,295,867
	HUBZONE SOLE SOURCE	No Preference used	SOLE SOURCE	7	2,133,041
	NO SET ASIDE USED.	HUBZone Price Evaluation Preference	NOT SOLE SOURCE	267	297,615,413
	NO SET ASIDE USED.	No Preference used	NOT SOLE SOURCE	4,509	478,357,497
	SDVOSB SOLE SOURCE	No Preference used	SOLE SOURCE	1	10,239
	SERVICE DISABLED VETERAN OWNED SMALL BUSINESS SET-ASIDE	No Preference used	NOT SOLE SOURCE	24	10,316,685
	SMALL BUSINESS SET ASIDE - PARTIAL	No Preference used	NOT SOLE SOURCE	3	184,635
	SMALL BUSINESS SET ASIDE - TOTAL	No Preference used	NOT SOLE SOURCE	446	60,076,839
	SMALL BUSINESS SET ASIDE - TOTAL	OTHER	NOT SOLE SOURCE	8	1,346,153
	WOMEN OWNED SMALL BUSINESS	No Preference used	NOT SOLE SOURCE	2	3,137,317
	WOMEN OWNED SMALL BUSINESS SOLE SOURCE	No Preference used	SOLE SOURCE	2	27,919
	Not Selected	No Preference used	NOT SOLE SOURCE	57	11,180,336
	Not Selected	OTHER	NOT SOLE SOURCE	36	2,962,699
FULL AND OPEN COMPETITION Total				5,446	896,614,189
FULL AND OPEN COMPETITION AFTER EXCLUSION OF SOURCES	8(A) SOLE SOURCE	No Preference used	SOLE SOURCE	23	4,493,387
	8A COMPETED	No Preference used	NOT SOLE SOURCE	1,349	264,446,667
	ECONOMICALLY DISADVANTAGED WOMEN OWNED SMALL BUSINESS	No Preference used	NOT SOLE SOURCE	23	1,611,605
	HUBZONE SET-ASIDE	No Preference used	NOT SOLE SOURCE	4,433	1,212,106,512
	HUBZONE SOLE SOURCE	No Preference used	SOLE SOURCE	5	570,053
	NO SET ASIDE USED.	No Preference used	NOT SOLE SOURCE	74	6,145,153
	SERVICE DISABLED VETERAN OWNED SMALL BUSINESS SET-ASIDE	No Preference used	NOT SOLE SOURCE	384	99,220,326
	SMALL BUSINESS SET ASIDE - PARTIAL	HUBZone Price Evaluation Preference	NOT SOLE SOURCE	45	62,865,420
	SMALL BUSINESS SET ASIDE - PARTIAL	No Preference used	NOT SOLE SOURCE	453	404,657,557
	SMALL BUSINESS SET ASIDE - TOTAL	No Preference used	NOT SOLE SOURCE	33,371	1,399,286,645
	WOMEN OWNED SMALL BUSINESS	No Preference used	NOT SOLE SOURCE	119	35,498,916
	Not Selected	No Preference used	NOT SOLE SOURCE	5	305,575
FULL AND OPEN COMPETITION AFTER EXCLUSION OF SOURCES Total				40,284	3,491,207,818
NOT AVAILABLE FOR COMPETITION	8(A) SOLE SOURCE	No Preference used	SOLE SOURCE	3,156	679,474,768
	8(A) SOLE SOURCE	OTHER	SOLE SOURCE	3	-35,107
	HUBZONE SOLE SOURCE	No Preference used	SOLE SOURCE	109	20,018,167
	NO SET ASIDE USED.	No Preference used	NOT SOLE SOURCE	198	61,839,456
	SDVOSB SOLE SOURCE	No Preference used	SOLE SOURCE	6	3,963,519
	SMALL BUSINESS SET ASIDE - TOTAL	OTHER	NOT SOLE SOURCE	1	0
	WOMEN OWNED SMALL BUSINESS SOLE SOURCE	No Preference used	SOLE SOURCE	6	5,276,826
	ECONOMICALLY DISADVANTAGED WOMEN OWNED SMALL BUSINESS SOLE SOURCE	No Preference used	SOLE SOURCE	8	13,407
NOT AVAILABLE FOR COMPETITION Total				3,487	770,551,036
NOT COMPETED	NO SET ASIDE USED.	No Preference used	NOT SOLE SOURCE	431	71,349,542
NOT COMPETED Total				431	71,349,542
NOT COMPETED UNDER SAP	8(A) SOLE SOURCE	No Preference used	SOLE SOURCE	1,002	151,732,102
	HUBZONE SOLE SOURCE	No Preference used	SOLE SOURCE	91	2,774,498
	NO SET ASIDE USED.	No Preference used	NOT SOLE SOURCE	722	27,136,378
	SDVOSB SOLE SOURCE	No Preference used	SOLE SOURCE	9	372,759

EXTENT_COMPETED_DESCRIPTION	TYPE_OF_SET_ASIDE_DESCRIPTION	EVALUATED_PREFERENCE	SOLE_SOURCE_CATEGORY	SB_Action	SB_\$
NOT COMPETED UNDER SAP	WOMEN OWNED SMALL BUSINESS SOLE SOURCE	No Preference used	SOLE SOURCE	4	925,231
	ECONOMICALLY DISADVANTAGED WOMEN OWNED SMALL BUSINESS SOLE SOURCE	No Preference used	SOLE SOURCE	3	212,906
	Not Selected	No Preference used	NOT SOLE SOURCE	13	7,528,567
NOT COMPETED UNDER SAP Total				1,844	190,682,441
Not Selected	Not Selected	OTHER	NOT SOLE SOURCE	143	0
Not Selected Total				143	0
Grand Total				73,885	5,781,273,444

FUNDING DEPARTMENT NAME		DEPT OF DEFENSE		Values	
SDB		YES		SB_Action	SB_\$
EXTENT_COMPETED_DESCRIPTION	TYPE_OF_SET_ASIDE_DESCRIPTION	EVALUATED_PREFERENCE	SOLE_SOURCE_CATEGORY	SB_Action	SB_\$
COMPETED UNDER SAP	8A COMPETED	No Preference used	NOT SOLE SOURCE	674	144,287,913
	ECONOMICALLY DISADVANTAGED WOMEN OWNED SMALL BUSINESS	No Preference used	NOT SOLE SOURCE	102	5,191,330
	HUBZONE SET-ASIDE	No Preference used	NOT SOLE SOURCE	862	29,014,710
	NO SET ASIDE USED.	Combined HUB/SDB Preference	NOT SOLE SOURCE	1	162,542
	NO SET ASIDE USED.	No Preference used	NOT SOLE SOURCE	51,813	501,025,791
	SERVICE DISABLED VETERAN OWNED SMALL BUSINESS SET-ASIDE	No Preference used	NOT SOLE SOURCE	3,712	135,158,888
	SMALL BUSINESS SET ASIDE - PARTIAL	No Preference used	NOT SOLE SOURCE	66	1,893,983
	SMALL BUSINESS SET ASIDE - TOTAL	No Preference used	NOT SOLE SOURCE	23,013	612,410,511
	WOMEN OWNED SMALL BUSINESS	No Preference used	NOT SOLE SOURCE	542	40,288,950
	Not Selected	No Preference used	NOT SOLE SOURCE	683	28,071,365
COMPETED UNDER SAP Total				81,468	1,497,505,982
COMPETITIVE DELIVERY ORDER	NO SET ASIDE USED.	No Preference used	NOT SOLE SOURCE	6	1,187,908
COMPETITIVE DELIVERY ORDER Total				6	1,187,908
FULL AND OPEN COMPETITION	8(A) SOLE SOURCE	No Preference used	SOLE SOURCE	93	21,292,750
	8(A) SOLE SOURCE	OTHER	SOLE SOURCE	2	899,250
	8A COMPETED	No Preference used	NOT SOLE SOURCE	227	126,173,461
	ECONOMICALLY DISADVANTAGED WOMEN OWNED SMALL BUSINESS	No Preference used	NOT SOLE SOURCE	6	195,358
	HUBZONE SET-ASIDE	No Preference used	NOT SOLE SOURCE	32	7,982,846
	HUBZONE SET-ASIDE	OTHER	NOT SOLE SOURCE	1	23,998
	HUBZONE SOLE SOURCE	No Preference used	SOLE SOURCE	2	267,947
	NO SET ASIDE USED.	HUBZone Price Evaluation Preference	NOT SOLE SOURCE	77	143,764,342
	NO SET ASIDE USED.	No Preference used	NOT SOLE SOURCE	103,289	3,347,685,864
	NO SET ASIDE USED.	OTHER	NOT SOLE SOURCE	5	-86,012
	SDVOBS SOLE SOURCE	No Preference used	SOLE SOURCE	7	873,740
	SERVICE DISABLED VETERAN OWNED SMALL BUSINESS SET-ASIDE	No Preference used	NOT SOLE SOURCE	129	20,440,253
	SMALL BUSINESS SET ASIDE - PARTIAL	No Preference used	NOT SOLE SOURCE	34	19,232,305
	SMALL BUSINESS SET ASIDE - TOTAL	No Preference used	NOT SOLE SOURCE	1,740	399,546,919
	SMALL BUSINESS SET ASIDE - TOTAL	OTHER	NOT SOLE SOURCE	15	1,589,219
	WOMEN OWNED SMALL BUSINESS	No Preference used	NOT SOLE SOURCE	83	23,914,669
	WOMEN OWNED SMALL BUSINESS SOLE SOURCE	No Preference used	SOLE SOURCE	10	4,639,478
	Not Selected	No Preference used	NOT SOLE SOURCE	2,647	122,098,184
	Not Selected	OTHER	NOT SOLE SOURCE	120	11,148,014
FULL AND OPEN COMPETITION Total				108,519	4,251,682,595
FULL AND OPEN COMPETITION AFTER EXCLUSION OF SOURCES	8(A) SOLE SOURCE	No Preference used	SOLE SOURCE	402	134,270,710
	8A COMPETED	No Preference used	NOT SOLE SOURCE	17,298	4,404,414,983
	8A COMPETED	OTHER	NOT SOLE SOURCE	3	-26,557
	ECONOMICALLY DISADVANTAGED WOMEN OWNED SMALL BUSINESS	No Preference used	NOT SOLE SOURCE	161	20,223,846
	HUBZONE SET-ASIDE	No Preference used	NOT SOLE SOURCE	2,591	805,302,214
	HUBZONE SOLE SOURCE	No Preference used	SOLE SOURCE	4	382,835
	NO SET ASIDE USED.	No Preference used	NOT SOLE SOURCE	452	67,753,857
	NO SET ASIDE USED.	OTHER	NOT SOLE SOURCE	1	-9
	NO SET ASIDE USED.	SDB Preferential Consideration Partial SB Set	NOT SOLE SOURCE	1	309,710
	SDVOBS SOLE SOURCE	No Preference used	SOLE SOURCE	1	386,009
	SERVICE DISABLED VETERAN OWNED SMALL BUSINESS SET-ASIDE	No Preference used	NOT SOLE SOURCE	2,318	616,966,222
	SMALL BUSINESS SET ASIDE - PARTIAL	No Preference used	NOT SOLE SOURCE	962	556,022,524
	SMALL BUSINESS SET ASIDE - PARTIAL	OTHER	NOT SOLE SOURCE	2	-32,690
	SMALL BUSINESS SET ASIDE - TOTAL	No Preference used	NOT SOLE SOURCE	120,345	6,383,331,707
	SMALL BUSINESS SET ASIDE - TOTAL	OTHER	NOT SOLE SOURCE	9	-203,939
	WOMEN OWNED SMALL BUSINESS	No Preference used	NOT SOLE SOURCE	790	129,230,589
	INDIAN SMALL BUSINESS ECONOMIC ENTERPRISE	No Preference used	NOT SOLE SOURCE	4	0
	WOMEN OWNED SMALL BUSINESS SOLE SOURCE	No Preference used	SOLE SOURCE	4	1,236,235
	Not Selected	No Preference used	NOT SOLE SOURCE	88	59,511,880
	Not Selected	OTHER	NOT SOLE SOURCE	6	-17,437
FULL AND OPEN COMPETITION AFTER EXCLUSION OF SOURCES Total				145,442	13,179,062,690
NON-COMPETITIVE DELIVERY ORDER	Not Selected	OTHER	NOT SOLE SOURCE	1	0
NON-COMPETITIVE DELIVERY ORDER Total				1	0
NOT AVAILABLE FOR COMPETITION	8(A) SOLE SOURCE	No Preference used	SOLE SOURCE	19,855	4,402,161,129
	8(A) SOLE SOURCE	OTHER	SOLE SOURCE	78	4,021,076
	HUBZONE SOLE SOURCE	No Preference used	SOLE SOURCE	43	3,791,248
	NO SET ASIDE USED.	No Preference used	NOT SOLE SOURCE	1,547	546,706,797
	NO SET ASIDE USED.	OTHER	NOT SOLE SOURCE	3	0
	SDVOBS SOLE SOURCE	No Preference used	SOLE SOURCE	73	10,316,383
	SMALL BUSINESS SET ASIDE - TOTAL	OTHER	NOT SOLE SOURCE	11	1,203,232
	WOMEN OWNED SMALL BUSINESS SOLE SOURCE	No Preference used	SOLE SOURCE	52	10,065,695
	INDIAN ECONOMIC ENTERPRISE	No Preference used	NOT SOLE SOURCE	9	848,315
	ECONOMICALLY DISADVANTAGED WOMEN OWNED SMALL BUSINESS	No Preference used	SOLE SOURCE	42	5,745,663
	Not Selected	No Preference used	NOT SOLE SOURCE	13	742,437
	Not Selected	OTHER	NOT SOLE SOURCE	22	244,683
NOT AVAILABLE FOR COMPETITION Total				21,748	4,985,846,658

EXTENT_COMPETED_DESCRIPTION	TYPE_OF_SET_ASIDE_DESCRIPTION	EVALUATED_PREFERENCE	SOLE_SOURCE_CATEGORY	SB_Action	SB_\$
NOT COMPETED	NO SET ASIDE USED.	No Preference used	NOT SOLE SOURCE	2,946	721,245,798
	NO SET ASIDE USED.	OTHER	NOT SOLE SOURCE	3	-4,232,324
	Not Selected	No Preference used	NOT SOLE SOURCE	1	-16,150
NOT COMPETED Total				2,950	716,997,324
NOT COMPETED UNDER SAP	8(A) SOLE SOURCE	No Preference used	SOLE SOURCE	5,475	937,212,412
	HURZONE SOLE SOURCE	No Preference used	SOLE SOURCE	79	2,465,815
	NO SET ASIDE USED.	No Preference used	NOT SOLE SOURCE	4,839	203,338,686
	SDVOSB SOLE SOURCE	No Preference used	SOLE SOURCE	39	6,219,207
	WOMEN OWNED SMALL BUSINESS SOLE SOURCE	No Preference used	SOLE SOURCE	32	3,345,095
	INDIAN ECONOMIC ENTERPRISE	No Preference used	NOT SOLE SOURCE	1	0
	ECONOMICALLY DISADVANTAGED WOMEN OWNED SMALL BUSINESS SOLE SOURCE	No Preference used	SOLE SOURCE	26	1,798,986
	Not Selected	No Preference used	NOT SOLE SOURCE	75	16,865,064
NOT COMPETED UNDER SAP Total				10,567	1,171,245,264
Not Selected	Not Selected	No Preference used	NOT SOLE SOURCE	1	-9
	Not Selected	OTHER	NOT SOLE SOURCE	943	170,000
Not Selected Total				944	169,991
Grand Total				371,645	25,803,698,412

FUNDING DEPARTMENT NAME	DEPT OF DEFENSE
INDIAN TRIBE	YES

EXTENT_COMPETED_DESCRIPTION	TYPE_OF_SET_ASIDE_DESCRIPTION	EVALUATED_PREFERENCE	SOLE_SOURCE_CATEGORY	Values	
				SB_Action	SB_\$
COMPETED UNDER SAP	8A COMPETED	No Preference used	NOT SOLE SOURCE	22	8,046,669
	HUBZONE SET-ASIDE	No Preference used	NOT SOLE SOURCE	4	188,450
	NO SET ASIDE USED.	No Preference used	NOT SOLE SOURCE	331	2,549,003
	SERVICE DISABLED VETERAN OWNED SMALL BUSINESS SET-ASIDE	No Preference used	NOT SOLE SOURCE	22	325,343
	SMALL BUSINESS SET ASIDE - TOTAL	No Preference used	NOT SOLE SOURCE	123	9,415,551
	Not Selected	No Preference used	NOT SOLE SOURCE	1	5,870
COMPETED UNDER SAP Total				503	20,530,886
FULL AND OPEN COMPETITION	8(A) SOLE SOURCE	No Preference used	SOLE SOURCE	9	1,968,188
	8A COMPETED	No Preference used	NOT SOLE SOURCE	15	17,977,511
	NO SET ASIDE USED.	No Preference used	NOT SOLE SOURCE	105	14,745,476
	SMALL BUSINESS SET ASIDE - TOTAL	No Preference used	NOT SOLE SOURCE	16	5,325,395
	Not Selected	No Preference used	NOT SOLE SOURCE	1	21,188
FULL AND OPEN COMPETITION Total				146	40,037,757
FULL AND OPEN COMPETITION AFTER EXCLUSION OF SOURCES	8A COMPETED	No Preference used	NOT SOLE SOURCE	581	126,284,282
	ECONOMICALLY DISADVANTAGED WOMEN OWNED SMALL BUSINESS	No Preference used	NOT SOLE SOURCE	1	532,659
	HUBZONE SET-ASIDE	No Preference used	NOT SOLE SOURCE	68	12,009,806
	SERVICE DISABLED VETERAN OWNED SMALL BUSINESS SET-ASIDE	No Preference used	NOT SOLE SOURCE	8	2,382,871
	SMALL BUSINESS SET ASIDE - PARTIAL	No Preference used	NOT SOLE SOURCE	1	0
	SMALL BUSINESS SET ASIDE - TOTAL	No Preference used	NOT SOLE SOURCE	510	214,589,892
	WOMEN OWNED SMALL BUSINESS	No Preference used	NOT SOLE SOURCE	86	4,703,218
	INDIAN SMALL BUSINESS ECONOMIC ENTERPRISE	No Preference used	NOT SOLE SOURCE	4	0
FULL AND OPEN COMPETITION AFTER EXCLUSION OF SOURCES Total				1,259	360,502,729
NOT AVAILABLE FOR COMPETITION	8(A) SOLE SOURCE	No Preference used	SOLE SOURCE	1,371	422,383,351
	NO SET ASIDE USED.	No Preference used	NOT SOLE SOURCE	88	57,641,821
NOT AVAILABLE FOR COMPETITION Total				1,459	480,025,172
NOT COMPETED	NO SET ASIDE USED.	No Preference used	NOT SOLE SOURCE	247	22,597,898
NOT COMPETED Total				247	22,597,898
NOT COMPETED UNDER SAP	8(A) SOLE SOURCE	No Preference used	SOLE SOURCE	302	46,772,538
	NO SET ASIDE USED.	No Preference used	NOT SOLE SOURCE	77	1,600,988
NOT COMPETED UNDER SAP Total				379	48,373,526
Not Selected	Not Selected	OTHER	NOT SOLE SOURCE	6	0
Not Selected Total				6	0
Grand Total				3,999	972,067,966

FUNDING DEPARTMENT NAME	DEPT OF DEFENSE
NATIVE_HAWAIIAN_ORGANIZATION	YES

EXTENT_COMPETED_DESCRIPTION	TYPE_OF_SET_ASIDE_DESCRIPTION	EVALUATED_PREFERENCE	SOLE_SOURCE_CATEGORY	Values	
				SB_Action	SB_\$
COMPETED UNDER SAP	8A COMPETED	No Preference used	NOT SOLE SOURCE	5	3,733,699
	NO SET ASIDE USED.	No Preference used	NOT SOLE SOURCE	44	1,065,972
	SMALL BUSINESS SET ASIDE - TOTAL	No Preference used	NOT SOLE SOURCE	92	3,982,931
	Not Selected	No Preference used	NOT SOLE SOURCE	11	449,270
COMPETED UNDER SAP Total				152	9,231,872
FULL AND OPEN COMPETITION	8(A) SOLE SOURCE	No Preference used	SOLE SOURCE	2	5,659,705
	NO SET ASIDE USED.	No Preference used	NOT SOLE SOURCE	49	3,894,781
	SMALL BUSINESS SET ASIDE - PARTIAL	No Preference used	NOT SOLE SOURCE	1	9,885
FULL AND OPEN COMPETITION Total				52	9,564,370
FULL AND OPEN COMPETITION AFTER EXCLUSION OF SOURCES	8(A) SOLE SOURCE	No Preference used	SOLE SOURCE	2	934,265
	8A COMPETED	No Preference used	NOT SOLE SOURCE	540	140,026,359
	HUBZONE SET-ASIDE	No Preference used	NOT SOLE SOURCE	8	6,482,086
	SERVICE DISABLED VETERAN OWNED SMALL BUSINESS SET-ASIDE	No Preference used	NOT SOLE SOURCE	39	34,328,750
	SMALL BUSINESS SET ASIDE - PARTIAL	No Preference used	NOT SOLE SOURCE	9	6,457,835
	SMALL BUSINESS SET ASIDE - TOTAL	No Preference used	NOT SOLE SOURCE	577	63,105,457
FULL AND OPEN COMPETITION AFTER EXCLUSION OF SOURCES Total				1,175	251,334,752
NOT AVAILABLE FOR COMPETITION	8(A) SOLE SOURCE	No Preference used	SOLE SOURCE	705	255,507,387
	NO SET ASIDE USED.	No Preference used	NOT SOLE SOURCE	78	29,682,126
	SDVO SB SOLE SOURCE	No Preference used	SOLE SOURCE	1	5,550
NOT AVAILABLE FOR COMPETITION Total				784	285,195,062
NOT COMPETED	NO SET ASIDE USED.	No Preference used	NOT SOLE SOURCE	51	28,055,333
NOT COMPETED Total				51	28,055,333
NOT COMPETED UNDER SAP	8(A) SOLE SOURCE	No Preference used	SOLE SOURCE	124	34,877,252
	NO SET ASIDE USED.	No Preference used	NOT SOLE SOURCE	31	11,210,987
NOT COMPETED UNDER SAP Total				155	46,088,238
Not Selected	Not Selected	OTHER	NOT SOLE SOURCE	2	0
Not Selected Total				2	0
Grand Total				2,371	629,469,628

FUNDING DEPARTMENT NAME		DEPT OF DEFENSE			
ALASKAN_NATIVE_CORPORATION		YES			
EXTENT_COMPETED_DESCRIPTION	TYPE_OF_SET_ASIDE_DESCRIPTION	EVALUATED_PREFERENCE	SOLE_SOURCE_CATEGORY	Values	SB_\$
COMPETED UNDER SAP	8A COMPLETED	No Preference used	NOT SOLE SOURCE	39	14,401,188
	HUBZONE SET-ASIDE	No Preference used	NOT SOLE SOURCE	2	171,896
	NO SET ASIDE USED.	No Preference used	NOT SOLE SOURCE	192	9,661,938
	SMALL BUSINESS SET ASIDE - TOTAL	No Preference used	NOT SOLE SOURCE	148	12,840,007
	Not Selected	No Preference used	NOT SOLE SOURCE	31	4,093,725
COMPETED UNDER SAP Total				412	41,168,754
FULL AND OPEN COMPETITION	8(A) SOLE SOURCE	No Preference used	SOLE SOURCE	9	1,624,821
	8A COMPLETED	No Preference used	NOT SOLE SOURCE	92	39,342,703
	NO SET ASIDE USED.	HUBZone Price Evaluation Preference	NOT SOLE SOURCE	6	8,238,796
	NO SET ASIDE USED.	No Preference used	NOT SOLE SOURCE	2,005	424,272,723
	SMALL BUSINESS SET ASIDE - TOTAL	No Preference used	NOT SOLE SOURCE	85	15,171,882
FULL AND OPEN COMPETITION Total				2,197	488,650,925
FULL AND OPEN COMPETITION AFTER EXCLUSION OF SOURCES	8(A) SOLE SOURCE	No Preference used	SOLE SOURCE	34	11,475,714
	8A COMPLETED	No Preference used	NOT SOLE SOURCE	4,376	1,616,115,964
	HUBZONE SET-ASIDE	No Preference used	NOT SOLE SOURCE	378	99,260,968
	NO SET ASIDE USED.	No Preference used	NOT SOLE SOURCE	42	24,639,430
	SERVICE DISABLED VETERAN OWNED SMALL BUSINESS SET-ASIDE	No Preference used	NOT SOLE SOURCE	1	367,471
	SMALL BUSINESS SET ASIDE - PARTIAL	No Preference used	NOT SOLE SOURCE	68	82,959,772
	SMALL BUSINESS SET ASIDE - TOTAL	No Preference used	NOT SOLE SOURCE	2,254	930,009,784
	Not Selected	No Preference used	NOT SOLE SOURCE	27	26,729,135
FULL AND OPEN COMPETITION AFTER EXCLUSION OF SOURCES Total				7,180	2,791,558,237
NOT AVAILABLE FOR COMPETITION	8(A) SOLE SOURCE	No Preference used	SOLE SOURCE	2,897	1,151,960,671
	HUBZONE SOLE SOURCE	No Preference used	SOLE SOURCE	1	-26,332
	NO SET ASIDE USED.	No Preference used	NOT SOLE SOURCE	271	234,922,693
	Not Selected	No Preference used	NOT SOLE SOURCE	2	492,582
NOT AVAILABLE FOR COMPETITION Total				3,171	1,387,349,613
NOT COMPETED	NO SET ASIDE USED.	No Preference used	NOT SOLE SOURCE	276	178,313,402
NOT COMPETED Total				276	178,313,402
NOT COMPETED UNDER SAP	8(A) SOLE SOURCE	No Preference used	SOLE SOURCE	421	134,360,410
	NO SET ASIDE USED.	No Preference used	NOT SOLE SOURCE	154	25,246,956
NOT COMPETED UNDER SAP Total				575	159,607,366
Not Selected	Not Selected	OTHER	NOT SOLE SOURCE	29	0
Not Selected Total				29	0
Grand Total				13,840	5,046,648,298

FUNDING DEPARTMENT NAME		DEPT OF DEFENSE		
WOSB_EDWOSB		YES		
EXTENT_COMPETED_DESCRIPTION	TYPE_OF_SET_ASIDE_DESCRIPTION	EVALUATED_PREFERENCE	Values	
			SB_Action	SB_\$
COMPETED UNDER SAP	8A COMPLETED	No Preference used	221	43,464,974
	ECONOMICALLY DISADVANTAGED WOMEN OWNED SMALL BUSINESS	No Preference used	126	7,293,710
	HUBZONE SET-ASIDE	No Preference used	736	17,959,266
	NO SET ASIDE USED.	Combined HUB/SDB Preference	1	162,542
	NO SET ASIDE USED.	No Preference used	79,105	569,365,268
	SERVICE DISABLED VETERAN OWNED SMALL BUSINESS SET-ASIDE	No Preference used	665	20,771,625
	SMALL BUSINESS SET ASIDE - PARTIAL	No Preference used	99	3,150,303
	SMALL BUSINESS SET ASIDE - TOTAL	No Preference used	24,178	534,487,630
	WOMEN OWNED SMALL BUSINESS	No Preference used	1,101	73,136,860
	Not Selected	No Preference used	349	12,906,315
COMPETED UNDER SAP Total			106,581	1,282,698,493
COMPETITIVE DELIVERY ORDER	NO SET ASIDE USED.	No Preference used	1	0
COMPETITIVE DELIVERY ORDER Total			1	0
FULL AND OPEN COMPETITION	8(A) SOLE SOURCE	No Preference used	38	8,552,242
	8A COMPLETED	No Preference used	55	31,479,632
	ECONOMICALLY DISADVANTAGED WOMEN OWNED SMALL BUSINESS	No Preference used	10	837,745
	HUBZONE SET-ASIDE	No Preference used	17	2,238,210
	NO SET ASIDE USED.	HUBZone Price Evaluation Preference	65	120,930,507
	NO SET ASIDE USED.	No Preference used	93,203	2,660,212,954
	NO SET ASIDE USED.	OTHER	1	-9,500
	SDVOSB SOLE SOURCE	No Preference used	5	867,023
	SERVICE DISABLED VETERAN OWNED SMALL BUSINESS SET-ASIDE	No Preference used	14	1,405,226
	SMALL BUSINESS SET ASIDE - PARTIAL	No Preference used	34	18,000,195
	SMALL BUSINESS SET ASIDE - TOTAL	No Preference used	1,957	332,688,497
	SMALL BUSINESS SET ASIDE - TOTAL	OTHER	34	18,712,845
	WOMEN OWNED SMALL BUSINESS	No Preference used	167	72,401,051
	WOMEN OWNED SMALL BUSINESS SOLE SOURCE	No Preference used	33	6,247,756
	WOMEN OWNED SMALL BUSINESS SOLE SOURCE	OTHER	4	870,220
	ECONOMICALLY DISADVANTAGED WOMEN OWNED SMALL BUSINESS SOLE SOURCE	No Preference used	3	742,439
	Not Selected	No Preference used	9,556	107,546,938
	Not Selected	OTHER	243	12,043,737
FULL AND OPEN COMPETITION Total			105,439	3,395,767,717
FULL AND OPEN COMPETITION AFTER EXCLUSION OF SOURCES	8(A) SOLE SOURCE	No Preference used	156	60,691,276
	8A COMPLETED	No Preference used	3,481	797,765,244
	8A COMPLETED	OTHER	2	-6,456
	ECONOMICALLY DISADVANTAGED WOMEN OWNED SMALL BUSINESS	No Preference used	172	23,022,956
	HUBZONE SET-ASIDE	No Preference used	1,061	290,166,050
	HUBZONE SOLE SOURCE	No Preference used	5	570,053
	NO SET ASIDE USED.	No Preference used	287	66,016,721
	SERVICE DISABLED VETERAN OWNED SMALL BUSINESS SET-ASIDE	No Preference used	289	68,527,835
	SMALL BUSINESS SET ASIDE - PARTIAL	No Preference used	554	118,359,383
	SMALL BUSINESS SET ASIDE - TOTAL	No Preference used	38,721	4,063,556,212
	SMALL BUSINESS SET ASIDE - TOTAL	OTHER	2	0
	WOMEN OWNED SMALL BUSINESS	No Preference used	3,198	239,613,917
	WOMEN OWNED SMALL BUSINESS SOLE SOURCE	No Preference used	4	1,236,235
	Not Selected	No Preference used	57	32,906,862
FULL AND OPEN COMPETITION AFTER EXCLUSION OF SOURCES Total			47,989	5,762,426,289
NOT AVAILABLE FOR COMPETITION	8(A) SOLE SOURCE	No Preference used	4,412	781,901,288
	8(A) SOLE SOURCE	OTHER	4	149,439
	HUBZONE SOLE SOURCE	No Preference used	9	30,664
	NO SET ASIDE USED.	No Preference used	384	71,886,399
	SDVOSB SOLE SOURCE	No Preference used	3	2,990,872
	SMALL BUSINESS SET ASIDE - TOTAL	OTHER	1	25,000
	WOMEN OWNED SMALL BUSINESS SOLE SOURCE	No Preference used	76	20,096,345
	ECONOMICALLY DISADVANTAGED WOMEN OWNED SMALL BUSINESS SOLE SOURCE	No Preference used	42	5,745,663
	Not Selected	No Preference used	2	1,766,466
NOT AVAILABLE FOR COMPETITION Total			4,933	884,592,135
NOT COMPETED	NO SET ASIDE USED.	No Preference used	2,492	399,389,743
	Not Selected	No Preference used	7	2,502,158
NOT COMPETED Total			2,499	401,891,900
NOT COMPETED UNDER SAP	8(A) SOLE SOURCE	No Preference used	1,642	253,558,759

EXTENT_COMPETED_DESCRIPTION	TYPE_OF_SET_ASIDE_DESCRIPTION	EVALUATED_PREFERENCE	SB_Action	SB_\$
NOT COMPETED UNDER SAP	HUBZONE SOLE SOURCE	No Preference used	10	226,991
	NO SET ASIDE USED.	No Preference used	5,868	129,466,467
	SDVOSB SOLE SOURCE	No Preference used	9	522,108
	WOMEN OWNED SMALL BUSINESS SOLE SOURCE	No Preference used	94	12,573,345
	ECONOMICALLY DISADVANTAGED WOMEN OWNED SMALL BUSINESS SOLE SOURCE	No Preference used	28	1,833,340
	Not Selected	No Preference used	28	2,219,059
NOT COMPETED UNDER SAP Total			7,679	400,400,069
Not Selected	Not Selected	No Preference used	1	-17,543
	Not Selected	OTHER	566	170,000
Not Selected Total			567	152,457
Grand Total			275,688	12,127,929,060

FUNDING DEPARTMENT NAME		ENERGY DEPARTMENT OF		Values	
EXTENT_COMPETED_DESCRIPTION	TYPE_OF_SET_ASIDE_DESCRIPTION	EVALUATED_PREFERENCE	SOLE_SOURCE_CATEGORY	SB_Action	SB_\$
COMPETED UNDER SAP	8A COMPLETED	No Preference used	NOT SOLE SOURCE	1	200,000
	HUBZONE SET-ASIDE	No Preference used	NOT SOLE SOURCE	6	1,019,673
	NO SET ASIDE USED.	No Preference used	NOT SOLE SOURCE	176	7,872,505
	SMALL BUSINESS SET ASIDE - PARTIAL	No Preference used	NOT SOLE SOURCE	2	62,375
	SMALL BUSINESS SET ASIDE - TOTAL	No Preference used	NOT SOLE SOURCE	718	30,413,343
	WOMEN OWNED SMALL BUSINESS	No Preference used	NOT SOLE SOURCE	9	1,031,728
	Not Selected	No Preference used	NOT SOLE SOURCE	3	48,416
COMPETED UNDER SAP Total				915	40,648,040
COMPETITIVE DELIVERY ORDER	NO SET ASIDE USED.	No Preference used	NOT SOLE SOURCE	4	-4,802
	NO SET ASIDE USED.	OTHER	NOT SOLE SOURCE	1	-38
	SMALL BUSINESS SET ASIDE - TOTAL	No Preference used	NOT SOLE SOURCE	8	-183,175
COMPETITIVE DELIVERY ORDER Total				13	-188,016
FULL AND OPEN COMPETITION	8(A) SOLE SOURCE	No Preference used	SOLE SOURCE	25	6,270,956
	8A COMPLETED	No Preference used	NOT SOLE SOURCE	154	8,349,504
	8A COMPLETED	OTHER	NOT SOLE SOURCE	1	-131,399
	NO SET ASIDE USED.	No Preference used	NOT SOLE SOURCE	955	195,261,959
	SERVICE DISABLED VETERAN OWNED SMALL BUSINESS SET-ASIDE	No Preference used	NOT SOLE SOURCE	6	3,260,127
	SMALL BUSINESS SET ASIDE - TOTAL	No Preference used	NOT SOLE SOURCE	497	168,116,838
	SMALL BUSINESS SET ASIDE - TOTAL	OTHER	NOT SOLE SOURCE	1	27,500
	WOMEN OWNED SMALL BUSINESS	No Preference used	NOT SOLE SOURCE	7	1,034,077
	Not Selected	No Preference used	NOT SOLE SOURCE	297	49,941,700
	Not Selected	OTHER	NOT SOLE SOURCE	52	734,321
FULL AND OPEN COMPETITION Total				1,995	432,865,572
FULL AND OPEN COMPETITION AFTER EXCLUSION OF SOURCES	8(A) SOLE SOURCE	No Preference used	SOLE SOURCE	6	1,185,824
	8A COMPLETED	No Preference used	NOT SOLE SOURCE	391	50,967,783
	HUBZONE SET-ASIDE	No Preference used	NOT SOLE SOURCE	29	1,039,475
	NO SET ASIDE USED.	No Preference used	NOT SOLE SOURCE	29	561,408
	SERVICE DISABLED VETERAN OWNED SMALL BUSINESS SET-ASIDE	No Preference used	NOT SOLE SOURCE	91	59,704,291
	SMALL BUSINESS SET ASIDE - PARTIAL	No Preference used	NOT SOLE SOURCE	11	7,509,785
	SMALL BUSINESS SET ASIDE - TOTAL	No Preference used	NOT SOLE SOURCE	1,357	671,412,443
	SMALL BUSINESS SET ASIDE - TOTAL	OTHER	NOT SOLE SOURCE	4	49,970
FULL AND OPEN COMPETITION AFTER EXCLUSION OF SOURCES Total				1,918	792,430,980
NON-COMPETITIVE DELIVERY ORDER	NO SET ASIDE USED.	No Preference used	NOT SOLE SOURCE	5	-9,484
	SMALL BUSINESS SET ASIDE - TOTAL	No Preference used	NOT SOLE SOURCE	5	-1,536
NON-COMPETITIVE DELIVERY ORDER Total				10	-11,020
NOT AVAILABLE FOR COMPETITION	8(A) SOLE SOURCE	No Preference used	SOLE SOURCE	1,141	155,395,788
	8(A) SOLE SOURCE	OTHER	SOLE SOURCE	4	-71,097
	HUBZONE SOLE SOURCE	No Preference used	SOLE SOURCE	22	2,605,918
	NO SET ASIDE USED.	No Preference used	NOT SOLE SOURCE	249	37,573,013
	SDVOSE SOLE SOURCE	No Preference used	SOLE SOURCE	8	1,214,046
	ECONOMICALLY DISADVANTAGED WOMEN OWNED SMALL BUSINESS SOLE	No Preference used	SOLE SOURCE	3	3,404
	Not Selected	No Preference used	NOT SOLE SOURCE	1	-1,677
NOT AVAILABLE FOR COMPETITION Total				1,428	196,719,396
NOT COMPLETED	NO SET ASIDE USED.	No Preference used	NOT SOLE SOURCE	418	59,046,939
NOT COMPLETED Total				418	59,046,939
NOT COMPLETED UNDER SAP	8(A) SOLE SOURCE	No Preference used	SOLE SOURCE	124	13,979,843
	NO SET ASIDE USED.	No Preference used	NOT SOLE SOURCE	371	6,309,509
	SDVOSE SOLE SOURCE	No Preference used	SOLE SOURCE	2	68,834
	INDIAN SMALL BUSINESS ECONOMIC ENTERPRISE	No Preference used	NOT SOLE SOURCE	1	0
	WOMEN OWNED SMALL BUSINESS SOLE SOURCE	No Preference used	SOLE SOURCE	8	703,618
	ECONOMICALLY DISADVANTAGED WOMEN OWNED SMALL BUSINESS SOLE	No Preference used	SOLE SOURCE	1	-6,481
NOT COMPLETED UNDER SAP Total				507	21,055,323
Not Selected	NO SET ASIDE USED.	No Preference used	NOT SOLE SOURCE	4	-6,537
	Not Selected	No Preference used	NOT SOLE SOURCE	1	-40,256
	Not Selected	OTHER	NOT SOLE SOURCE	22	0
Not Selected Total				27	-46,793
Grand Total				7,231	1,542,520,422

Department: ENERGY, DEPARTMENT OF
 Socio-Economic Category: SRDVOB_FLAG

FUNDING DEPARTMENT NAME		ENERGY, DEPARTMENT OF			
SRDVOB_FLAG		YES			
EXTENT_COMPETED_DESCRIPTION	TYPE_OF_SET_ASIDE_DESCRIPTION	EVALUATED_PREFERENCE	SOLE_SOURCE_CATEGORY	Values	SB_\$
COMPETED UNDER SAP	NO SET ASIDE USED.	No Preference used	NOT SOLE SOURCE	33	5,555,645
	SMALL BUSINESS SET ASIDE - TOTAL	No Preference used	NOT SOLE SOURCE	44	9,329,617
	WOMEN OWNED SMALL BUSINESS	No Preference used	NOT SOLE SOURCE	1	-
COMPETED UNDER SAP Total				78	14,885,262
FULL AND OPEN COMPETITION	8(A) SOLE SOURCE	No Preference used	SOLE SOURCE	11	1,010,233
	8A COMPETED	No Preference used	NOT SOLE SOURCE	15	3,532,616
	NO SET ASIDE USED.	No Preference used	NOT SOLE SOURCE	75	16,444,351
	SERVICE DISABLED VETERAN OWNED SB SET-ASIDE	No Preference used	NOT SOLE SOURCE	6	3,260,127
	SMALL BUSINESS SET ASIDE - TOTAL	No Preference used	NOT SOLE SOURCE	47	20,052,132
	Not Selected	No Preference used	NOT SOLE SOURCE	49	2,857,521
FULL AND OPEN COMPETITION Total				203	47,156,980
FULL AND OPEN COMPETITION AFTER EXCLUSION OF SOURCES	8A COMPETED	No Preference used	NOT SOLE SOURCE	97	2,073,661
	HUBZONE SET-ASIDE	No Preference used	NOT SOLE SOURCE	6	128,283
	SERVICE DISABLED VETERAN OWNED SMALL BUSINESS SET-ASIDE	No Preference used	NOT SOLE SOURCE	91	59,704,291
	SMALL BUSINESS SET ASIDE - TOTAL	No Preference used	NOT SOLE SOURCE	63	47,697,714
FULL AND OPEN COMPETITION AFTER EXCLUSION OF SOURCES Total				257	109,603,948
NON-COMPETITIVE DELIVERY ORDER	NO SET ASIDE USED.	No Preference used	NOT SOLE SOURCE	1	(2,814)
NON-COMPETITIVE DELIVERY ORDER Total				1	(2,814)
NOT AVAILABLE FOR COMPETITION	8(A) SOLE SOURCE	No Preference used	SOLE SOURCE	82	7,304,294
	NO SET ASIDE USED.	No Preference used	NOT SOLE SOURCE	11	652,657
	SDVOB SOLE SOURCE	No Preference used	SOLE SOURCE	8	1,214,046
NOT AVAILABLE FOR COMPETITION Total				101	9,170,997
NOT COMPETED	NO SET ASIDE USED.	No Preference used	NOT SOLE SOURCE	15	6,252,721
NOT COMPETED Total				15	6,252,721
NOT COMPETED UNDER SAP	8(A) SOLE SOURCE	No Preference used	SOLE SOURCE	8	5,203,250
	NO SET ASIDE USED.	No Preference used	NOT SOLE SOURCE	36	1,005,323
	SDVOB SOLE SOURCE	No Preference used	SOLE SOURCE	2	68,834
NOT COMPETED UNDER SAP Total				46	6,277,407
Not Selected	Not Selected	OTHER	NOT SOLE SOURCE	5	-
Not Selected Total				5	-
Grand Total				706	193,344,502

FUNDING DEPARTMENT NAME		ENERGY DEPARTMENT OF			
HubZone_FLAG		YES			
EXTENT_COMPETED_DESCRIPTION	TYPE_OF_SET_ASIDE_DESCRIPTION	EVALUATED_PREFERENCE	SOLE_SOURCE_CATEGORY	Values	
				SB_Action	SB_S
COMPETED UNDER SAP	HUBZONE SET-ASIDE	No Preference used	NOT SOLE SOURCE	6	1,019,673
	NO SET ASIDE USED.	No Preference used	NOT SOLE SOURCE	3	97,846
	SMALL BUSINESS SET ASIDE - TOTAL	No Preference used	NOT SOLE SOURCE	21	1,163,908
COMPETED UNDER SAP Total				30	2,281,427
FULL AND OPEN COMPETITION	8(A) SOLE SOURCE	No Preference used	SOLE SOURCE	1	32,863
	NO SET ASIDE USED.	No Preference used	NOT SOLE SOURCE	30	2,555,470
	SMALL BUSINESS SET ASIDE - TOTAL	No Preference used	NOT SOLE SOURCE	16	2,418,925
	Not Selected	No Preference used	NOT SOLE SOURCE	7	23,609
FULL AND OPEN COMPETITION Total				54	5,030,866
FULL AND OPEN COMPETITION AFTER EXCLUSION OF SOURCES	8A COMPETED	No Preference used	NOT SOLE SOURCE	3	-282,263
	HUBZONE SET-ASIDE	No Preference used	NOT SOLE SOURCE	29	1,039,475
	SERVICE DISABLED VETERAN OWNED SMALL BUSINESS SET-ASIDE	No Preference used	NOT SOLE SOURCE	1	307,026
	SMALL BUSINESS SET ASIDE - TOTAL	No Preference used	NOT SOLE SOURCE	15	1,935,934
FULL AND OPEN COMPETITION AFTER EXCLUSION OF SOURCES Total				48	3,000,171
NOT AVAILABLE FOR COMPETITION	8(A) SOLE SOURCE	No Preference used	SOLE SOURCE	109	13,954,291
	HUBZONE SOLE SOURCE	No Preference used	SOLE SOURCE	22	2,605,918
	NO SET ASIDE USED.	No Preference used	NOT SOLE SOURCE	46	8,574,108
	SDVOSB SOLE SOURCE	No Preference used	SOLE SOURCE	3	889,046
	ECONOMICALLY DISADVANTAGED WOMEN OWNED SMALL BUSINESS SOLE SOURCE	No Preference used	SOLE SOURCE	3	3,404
NOT AVAILABLE FOR COMPETITION Total				183	26,026,768
NOT COMPETED	NO SET ASIDE USED.	No Preference used	NOT SOLE SOURCE	4	-7,228
NOT COMPETED Total				4	-7,228
NOT COMPETED UNDER SAP	8(A) SOLE SOURCE	No Preference used	SOLE SOURCE	33	6,138,504
	NO SET ASIDE USED.	No Preference used	NOT SOLE SOURCE	13	1,675,026
NOT COMPETED UNDER SAP Total				46	7,813,530
Not Selected	Not Selected	OTHER	NOT SOLE SOURCE	1	0
Not Selected Total				1	0
Grand Total				366	44,145,534

Department: ENERGY, DEPARTMENT OF
 Socio-Economic Category: SDB

FUNDING DEPARTMENT NAME		ENERGY, DEPARTMENT OF		Values	
SDB		YES		SB_Action	SB_\$
EXTENT_COMPETED_DESCRIPTION	TYPE_OF_SET_ASIDE_DESCRIPTION	EVALUATED_PREFERENCE	SOLE_SOURCE_CATEGORY	SB_Action	SB_\$
COMPETED UNDER SAP	8A COMPETED	No Preference used	NOT SOLE SOURCE	1	200,000
	HUBZONE SET-ASIDE	No Preference used	NOT SOLE SOURCE	4	1,022,832
	NO SET ASIDE USED.	No Preference used	NOT SOLE SOURCE	38	883,198
	SMALL BUSINESS SET ASIDE - TOTAL	No Preference used	NOT SOLE SOURCE	161	5,067,380
	WOMEN OWNED SMALL BUSINESS	No Preference used	NOT SOLE SOURCE	4	926,963
COMPETED UNDER SAP Total				208	8,100,372
COMPETITIVE DELIVERY ORDER	NO SET ASIDE USED.	No Preference used	NOT SOLE SOURCE	1	-24
	SMALL BUSINESS SET ASIDE - TOTAL	No Preference used	NOT SOLE SOURCE	1	-180,308
COMPETITIVE DELIVERY ORDER Total				2	-180,332
FULL AND OPEN COMPETITION	8(A) SOLE SOURCE	No Preference used	SOLE SOURCE	25	6,270,956
	8A COMPETED	No Preference used	NOT SOLE SOURCE	154	8,349,504
	8A COMPETED	OTHER	NOT SOLE SOURCE	1	-131,399
	NO SET ASIDE USED.	No Preference used	NOT SOLE SOURCE	281	60,460,401
	SERVICE DISABLED VETERAN OWNED SMALL BUSINESS SET-ASIDE	No Preference used	NOT SOLE SOURCE	2	3,249,127
	SMALL BUSINESS SET ASIDE - TOTAL	No Preference used	NOT SOLE SOURCE	175	22,478,674
	WOMEN OWNED SMALL BUSINESS	No Preference used	NOT SOLE SOURCE	5	1,044,223
	Not Selected	No Preference used	NOT SOLE SOURCE	118	29,972,803
	Not Selected	OTHER	NOT SOLE SOURCE	4	170,888
FULL AND OPEN COMPETITION Total				765	131,865,176
FULL AND OPEN COMPETITION AFTER EXCLUSION OF SOURCES	8(A) SOLE SOURCE	No Preference used	SOLE SOURCE	6	1,185,824
	8A COMPETED	No Preference used	NOT SOLE SOURCE	391	50,967,783
	HUBZONE SET-ASIDE	No Preference used	NOT SOLE SOURCE	22	805,135
	NO SET ASIDE USED.	No Preference used	NOT SOLE SOURCE	28	542,908
	SERVICE DISABLED VETERAN OWNED SMALL BUSINESS SET-ASIDE	No Preference used	NOT SOLE SOURCE	35	40,090,866
	SMALL BUSINESS SET ASIDE - PARTIAL	No Preference used	NOT SOLE SOURCE	10	7,509,785
	SMALL BUSINESS SET ASIDE - TOTAL	No Preference used	NOT SOLE SOURCE	549	312,566,645
FULL AND OPEN COMPETITION AFTER EXCLUSION OF SOURCES Total				1,041	413,668,947
NOT AVAILABLE FOR COMPETITION	8(A) SOLE SOURCE	No Preference used	SOLE SOURCE	1,141	155,395,788
	8(A) SOLE SOURCE	OTHER	SOLE SOURCE	4	-71,097
	HUBZONE SOLE SOURCE	No Preference used	SOLE SOURCE	17	2,488,324
	NO SET ASIDE USED.	No Preference used	NOT SOLE SOURCE	221	35,350,927
	SDVOSB SOLE SOURCE	No Preference used	SOLE SOURCE	7	1,214,046
	ECONOMICALLY DISADVANTAGED WOMEN OWNED SMALL BUSINESS SOLE SOURCE	No Preference used	SOLE SOURCE	3	3,404
	Not Selected	No Preference used	NOT SOLE SOURCE	1	-1,677
NOT AVAILABLE FOR COMPETITION Total				1,394	194,379,716
NOT COMPETED	NO SET ASIDE USED.	No Preference used	NOT SOLE SOURCE	179	26,495,664
NOT COMPETED Total				179	26,495,664
NOT COMPETED UNDER SAP	8(A) SOLE SOURCE	No Preference used	SOLE SOURCE	124	13,979,843
	NO SET ASIDE USED.	No Preference used	NOT SOLE SOURCE	83	2,579,907
	INDIAN SMALL BUSINESS ECONOMIC ENTERPRISE	No Preference used	NOT SOLE SOURCE	1	0
	WOMEN OWNED SMALL BUSINESS SOLE SOURCE	No Preference used	SOLE SOURCE	8	703,618
	ECONOMICALLY DISADVANTAGED WOMEN OWNED SMALL BUSINESS SOLE SOURCE	No Preference used	SOLE SOURCE	1	-6,481
NOT COMPETED UNDER SAP Total				217	17,256,887
Not Selected	NO SET ASIDE USED.	No Preference used	NOT SOLE SOURCE	3	-5,239
Not Selected	Not Selected	OTHER	NOT SOLE SOURCE	6	0
Not Selected Total				9	-5,239
Grand Total				3,815	791,581,190

Department: ENERGY, DEPARTMENT OF
 Socio-Economic Category: INDIAN_TRIBE

FUNDING DEPARTMENT NAME		ENERGY, DEPARTMENT OF			
INDIAN TRIBE		YES			
EXTENT_COMPETED_DESCRIPTION	TYPE_OF_SET_ASIDE_DESCRIPTION	EVALUATED_PREFERENCE	SOLE_SOURCE_CATEGORY	Values SB_Action	SB_\$
COMPETED UNDER SAP	NO SET ASIDE USED.	No Preference used	NOT SOLE SOURCE	1	7,000
	SMALL BUSINESS SET ASIDE - TOTAL	No Preference used	NOT SOLE SOURCE	5	610,237
COMPETED UNDER SAP Total				6	617,237
FULL AND OPEN COMPETITION	NO SET ASIDE USED.	No Preference used	NOT SOLE SOURCE	35	7,933,053
FULL AND OPEN COMPETITION Total				35	7,933,053
FULL AND OPEN COMPETITION AFTER EXCLUSION OF SOURCES	8A COMPETED	No Preference used	NOT SOLE SOURCE	8	699,831
	SMALL BUSINESS SET ASIDE - TOTAL	No Preference used	NOT SOLE SOURCE	8	986,346
FULL AND OPEN COMPETITION AFTER EXCLUSION OF SOURCES Total				16	1,686,177
NOT AVAILABLE FOR COMPETITION	8(A) SOLE SOURCE	No Preference used	SOLE SOURCE	50	18,033,597
	HUBZONE SOLE SOURCE	No Preference used	SOLE SOURCE	6	573,882
	NO SET ASIDE USED.	No Preference used	NOT SOLE SOURCE	19	3,418,363
NOT AVAILABLE FOR COMPETITION Total				75	22,025,842
NOT COMPETED	NO SET ASIDE USED.	No Preference used	NOT SOLE SOURCE	43	8,991,892
NOT COMPETED Total				43	8,991,892
NOT COMPETED UNDER SAP	8(A) SOLE SOURCE	No Preference used	SOLE SOURCE	2	15,000
NOT COMPETED UNDER SAP Total				2	15,000
Grand Total				177	41,269,200

Department: ENERGY, DEPARTMENT OF
 Socio-Economic Category: NATIVE_HAWAIIAN_ORGANIZATION

FUNDING DEPARTMENT NAME	ENERGY, DEPARTMENT OF
NATIVE HAWAIIAN ORGANIZATION	YES

EXTENT_COMPETED_DESCRIPTION	TYPE_OF_SET_ASIDE_DESCRIPTION	EVALUATED_PREFERENCE	SOLE_SOURCE_CATEGORY	Values	
				SB_Action	SB_\$
FULL AND OPEN COMPETITION	WOMEN OWNED SMALL BUSINESS	No Preference used	NOT SOLE SOURCE	1	-10,146
FULL AND OPEN COMPETITION Total				1	-10,146
NOT AVAILABLE FOR COMPETITION	8(A) SOLE SOURCE	No Preference used	SOLE SOURCE	28	3,012,804
NOT AVAILABLE FOR COMPETITION Total				28	3,012,804
NOT COMPETED	NO SET ASIDE USED.	No Preference used	NOT SOLE SOURCE	13	930,192
NOT COMPETED Total				13	930,192
NOT COMPETED UNDER SAP	NO SET ASIDE USED.	No Preference used	NOT SOLE SOURCE	1	395,233
NOT COMPETED UNDER SAP Total				1	395,233
Grand Total				43	4,328,083

FUNDING DEPARTMENT NAME		ENERGY, DEPARTMENT OF		Values	
ALASKAN_NATIVE_CORPORATION		YES		SB_Action	SB_S
EXTENT_COMPETED_DESCRIPTION	TYPE_OF_SET_ASIDE_DESCRIPTION	EVALUATED_PREFERENCE	SOLE_SOURCE_CATEGORY	SB_Action	SB_S
COMPETITIVE DELIVERY ORDER	SMALL BUSINESS SET ASIDE - TOTAL	No Preference used	NOT SOLE SOURCE	5	0
COMPETITIVE DELIVERY ORDER Total				5	0
FULL AND OPEN COMPETITION	NO SET ASIDE USED.	No Preference used	NOT SOLE SOURCE	8	126,640
	SMALL BUSINESS SET ASIDE - TOTAL	No Preference used	NOT SOLE SOURCE	5	625,000
FULL AND OPEN COMPETITION Total				13	751,640
FULL AND OPEN COMPETITION AFTER EXCLUSION OF SOURCES	8A COMPETED	No Preference used	NOT SOLE SOURCE	29	9,288,310
	SMALL BUSINESS SET ASIDE - TOTAL	No Preference used	NOT SOLE SOURCE	69	79,243,029
FULL AND OPEN COMPETITION AFTER EXCLUSION OF SOURCES Total				98	88,531,339
NON-COMPETITIVE DELIVERY ORDER	SMALL BUSINESS SET ASIDE - TOTAL	No Preference used	NOT SOLE SOURCE	4	0
NON-COMPETITIVE DELIVERY ORDER Total				4	0
NOT AVAILABLE FOR COMPETITION	8(A) SOLE SOURCE	No Preference used	SOLE SOURCE	176	53,031,868
	NO SET ASIDE USED.	No Preference used	NOT SOLE SOURCE	3	2,067,169
NOT AVAILABLE FOR COMPETITION Total				179	55,099,037
NOT COMPETED UNDER SAP	8(A) SOLE SOURCE	No Preference used	SOLE SOURCE	7	1,410,696
	NO SET ASIDE USED.	No Preference used	NOT SOLE SOURCE	2	39,160
	INDIAN SMALL BUSINESS ECONOMIC ENTERPRISE	No Preference used	NOT SOLE SOURCE	1	0
NOT COMPETED UNDER SAP Total				10	1,449,856
Grand Total				309	145,831,872

Department: ENERGY, DEPARTMENT OF
 Socio-Economic Category: WOSB_EDWOSB

FUNDING DEPARTMENT NAME	ENERGY, DEPARTMENT OF
WOSB EDWOSB	YES

EXTENT_COMPETED_DESCRIPTION	TYPE_OF_SET_ASIDE_DESCRIPTION	EVALUATED_PREFERENCE	Values	
			SB_Action	SB_\$
COMPETED UNDER SAP	HUBZONE SET-ASIDE	No Preference used	3	-3,160
	NO SET ASIDE USED.	No Preference used	34	476,098
	SMALL BUSINESS SET ASIDE - TOTAL	No Preference used	168	4,993,503
	WOMEN OWNED SMALL BUSINESS	No Preference used	9	1,031,728
	Not Selected	No Preference used	3	48,416
COMPETED UNDER SAP Total			217	6,546,585
COMPETITIVE DELIVERY ORDER	NO SET ASIDE USED.	No Preference used	1	0
	SMALL BUSINESS SET ASIDE - TOTAL	No Preference used	3	-183,175
COMPETITIVE DELIVERY ORDER Total			4	-183,175
FULL AND OPEN COMPETITION	8(A) SOLE SOURCE	No Preference used	22	6,207,793
	8A COMPETED	No Preference used	150	7,386,504
	NO SET ASIDE USED.	No Preference used	197	19,665,095
	SMALL BUSINESS SET ASIDE - TOTAL	No Preference used	152	26,700,769
	WOMEN OWNED SMALL BUSINESS	No Preference used	7	1,034,077
	Not Selected	No Preference used	118	33,396,289
	Not Selected	OTHER	12	-14,868
FULL AND OPEN COMPETITION Total			658	94,375,660
FULL AND OPEN COMPETITION AFTER EXCLUSION OF SOURCES	8A COMPETED	No Preference used	59	8,693,652
	HUBZONE SET-ASIDE	No Preference used	15	313,443
	NO SET ASIDE USED.	No Preference used	28	542,908
	SERVICE DISABLED VETERAN OWNED SMALL BUSINESS SET-ASIDE	No Preference used	1	307,026
	SMALL BUSINESS SET ASIDE - TOTAL	No Preference used	404	193,310,668
	SMALL BUSINESS SET ASIDE - TOTAL	OTHER	4	49,970
FULL AND OPEN COMPETITION AFTER EXCLUSION OF SOURCES Total			511	203,217,666
NON-COMPETITIVE DELIVERY ORDER	NO SET ASIDE USED.	No Preference used	1	-25
NON-COMPETITIVE DELIVERY ORDER Total			1	-25
NOT AVAILABLE FOR COMPETITION	8(A) SOLE SOURCE	No Preference used	368	27,397,713
	NO SET ASIDE USED.	No Preference used	95	10,821,588
	SDVOSB SOLE SOURCE	No Preference used	4	325,000
	ECONOMICALLY DISADVANTAGED WOMEN OWNED SMALL BUSINESS SOLE SOURCE	No Preference used	3	3,404
NOT AVAILABLE FOR COMPETITION Total			470	38,547,705
NOT COMPETED	NO SET ASIDE USED.	No Preference used	69	6,381,988
NOT COMPETED Total			69	6,381,988
NOT COMPETED UNDER SAP	8(A) SOLE SOURCE	No Preference used	34	3,927,236
	NO SET ASIDE USED.	No Preference used	55	696,600
	WOMEN OWNED SMALL BUSINESS SOLE SOURCE	No Preference used	8	703,618
	ECONOMICALLY DISADVANTAGED WOMEN OWNED SMALL BUSINESS SOLE SOURCE	No Preference used	1	-6,481
NOT COMPETED UNDER SAP Total			98	5,320,973
Not Selected	NO SET ASIDE USED.	No Preference used	3	-5,239
	Not Selected	OTHER	6	0
Not Selected Total			9	-5,239
Grand Total			2,037	354,202,139

FUNDING DEPARTMENT NAME		INTERIOR, DEPARTMENT OF THE		Values	
EXTENT_COMPETED_DESCRIPTION	TYPE_OF_SET_ASIDE_DESCRIPTION	EVALUATED_PREFERENCE	SOLE_SOURCE_CATEGORY	SB_Action	SB_\$
COMPETED UNDER SAP	BA COMPETED	No Preference used	NOT SOLE SOURCE	53	4,132,061
	BUY INDIAN	No Preference used	NOT SOLE SOURCE	26	2,169,609
	ECONOMICALLY DISADVANTAGED WOMEN OWNED SMALL BUSINESS	No Preference used	NOT SOLE SOURCE	5	161,864
	HURZONE SET-ASIDE	No Preference used	NOT SOLE SOURCE	33	2,769,187
	NO SET ASIDE USED.	No Preference used	NOT SOLE SOURCE	2,181	43,519,285
	SERVICE DISABLED VETERAN OWNED SMALL BUSINESS SET-ASIDE	No Preference used	NOT SOLE SOURCE	51	786,097
	SMALL BUSINESS SET ASIDE - PARTIAL	No Preference used	NOT SOLE SOURCE	38	655,940
	SMALL BUSINESS SET ASIDE - TOTAL	No Preference used	NOT SOLE SOURCE	11,786	255,888,957
	WOMEN OWNED SMALL BUSINESS	No Preference used	NOT SOLE SOURCE	82	6,513,731
	INDIAN SMALL BUSINESS ECONOMIC ENTERPRISE	No Preference used	NOT SOLE SOURCE	1,074	29,112,944
	INDIAN ECONOMIC ENTERPRISE	No Preference used	NOT SOLE SOURCE	61	3,631,542
	Not Selected	No Preference used	NOT SOLE SOURCE	129	2,936,271
COMPETED UNDER SAP Total				15,519	352,277,548
COMPETITIVE DELIVERY ORDER	NO SET ASIDE USED.	No Preference used	NOT SOLE SOURCE	1	-21,362
COMPETITIVE DELIVERY ORDER Total				1	-21,362
FOLLOW ON TO COMPETED ACTION	SMALL BUSINESS SET ASIDE - TOTAL	No Preference used	NOT SOLE SOURCE	1	0
FOLLOW ON TO COMPETED ACTION Total				1	0
FULL AND OPEN COMPETITION	8(A) SOLE SOURCE	No Preference used	SOLE SOURCE	10	39,955
	8(A) SOLE SOURCE	OTHER	SOLE SOURCE	6	1,020,241
	BA COMPETED	No Preference used	NOT SOLE SOURCE	7	46,176
	BA COMPETED	OTHER	NOT SOLE SOURCE	2	0
	HURZONE SET-ASIDE	No Preference used	NOT SOLE SOURCE	4	248,402
	NO SET ASIDE USED.	No Preference used	NOT SOLE SOURCE	5,718	285,817,808
	SDVOSB SOLE SOURCE	OTHER	SOLE SOURCE	2	203,782
	SERVICE DISABLED VETERAN OWNED SMALL BUSINESS SET-ASIDE	No Preference used	NOT SOLE SOURCE	13	664,676
	SMALL BUSINESS SET ASIDE - PARTIAL	No Preference used	NOT SOLE SOURCE	8	-50,713
	SMALL BUSINESS SET ASIDE - TOTAL	No Preference used	NOT SOLE SOURCE	1,162	68,071,894
	SMALL BUSINESS SET ASIDE - TOTAL	OTHER	NOT SOLE SOURCE	202	8,154,311
	WOMEN OWNED SMALL BUSINESS	No Preference used	NOT SOLE SOURCE	15	255,096
	WOMEN OWNED SMALL BUSINESS	OTHER	NOT SOLE SOURCE	1	0
	WOMEN OWNED SMALL BUSINESS SOLE SOURCE	No Preference used	SOLE SOURCE	2	14,357
	Not Selected	No Preference used	NOT SOLE SOURCE	568	59,309,109
	Not Selected	OTHER	NOT SOLE SOURCE	243	8,575,552
FULL AND OPEN COMPETITION Total				7,963	432,370,639
FULL AND OPEN COMPETITION AFTER EXCLUSION OF SOURCES	8(A) SOLE SOURCE	No Preference used	SOLE SOURCE	23	4,871,362
	BA COMPETED	No Preference used	NOT SOLE SOURCE	1,139	113,545,285
	BUY INDIAN	No Preference used	NOT SOLE SOURCE	95	3,932,976
	ECONOMICALLY DISADVANTAGED WOMEN OWNED SMALL BUSINESS	No Preference used	NOT SOLE SOURCE	21	789,421
	HURZONE SET-ASIDE	No Preference used	NOT SOLE SOURCE	445	20,572,155
	NO SET ASIDE USED.	No Preference used	NOT SOLE SOURCE	8	97,508
	SDVOSB SOLE SOURCE	No Preference used	SOLE SOURCE	4	54,978
	SERVICE DISABLED VETERAN OWNED SMALL BUSINESS SET-ASIDE	No Preference used	NOT SOLE SOURCE	307	30,101,658
	SMALL BUSINESS SET ASIDE - PARTIAL	No Preference used	NOT SOLE SOURCE	45	5,113,146
	SMALL BUSINESS SET ASIDE - TOTAL	No Preference used	NOT SOLE SOURCE	7,030	557,852,107
	WOMEN OWNED SMALL BUSINESS	No Preference used	NOT SOLE SOURCE	59	8,384,632
	INDIAN SMALL BUSINESS ECONOMIC ENTERPRISE	No Preference used	NOT SOLE SOURCE	142	35,395,850
	WOMEN OWNED SMALL BUSINESS SOLE SOURCE	No Preference used	SOLE SOURCE	1	10,455
	INDIAN ECONOMIC ENTERPRISE	No Preference used	NOT SOLE SOURCE	14	640,340
	Not Selected	No Preference used	NOT SOLE SOURCE	17	122,006
FULL AND OPEN COMPETITION AFTER EXCLUSION OF SOURCES Total				9,347	781,463,881
NOT AVAILABLE FOR COMPETITION	8(A) SOLE SOURCE	No Preference used	SOLE SOURCE	1,201	160,471,140
	8(A) SOLE SOURCE	OTHER	SOLE SOURCE	65	38,644
	HURZONE SOLE SOURCE	No Preference used	SOLE SOURCE	17	1,280,183
	NO SET ASIDE USED.	No Preference used	NOT SOLE SOURCE	125	3,677,501
	SDVOSB SOLE SOURCE	No Preference used	SOLE SOURCE	9	16,583
	WOMEN OWNED SMALL BUSINESS SOLE SOURCE	No Preference used	SOLE SOURCE	11	889,585
	Not Selected	OTHER	NOT SOLE SOURCE	1	0
NOT AVAILABLE FOR COMPETITION Total				1,429	166,373,637
NOT COMPETED	NO SET ASIDE USED.	No Preference used	NOT SOLE SOURCE	1,105	38,337,331
	SMALL BUSINESS SET ASIDE - TOTAL	No Preference used	NOT SOLE SOURCE	1	-33,625
	Not Selected	OTHER	NOT SOLE SOURCE	3	-180,868
NOT COMPETED Total				1,109	38,122,839
NOT COMPETED UNDER SAP	8(A) SOLE SOURCE	No Preference used	SOLE SOURCE	422	26,129,187
	HURZONE SOLE SOURCE	No Preference used	SOLE SOURCE	1	149,000
	NO SET ASIDE USED.	No Preference used	NOT SOLE SOURCE	1,352	22,894,399
	SDVOSB SOLE SOURCE	No Preference used	SOLE SOURCE	13	237,907
	SMALL BUSINESS SET ASIDE - PARTIAL	No Preference used	NOT SOLE SOURCE	1	-3,523
	WOMEN OWNED SMALL BUSINESS SOLE SOURCE	No Preference used	SOLE SOURCE	18	411,466
	Not Selected	No Preference used	NOT SOLE SOURCE	40	393,548
NOT COMPETED UNDER SAP Total				1,847	50,211,985
Not Selected	Not Selected	OTHER	NOT SOLE SOURCE	381	0
Not Selected Total				381	0
Grand Total				37,597	1,820,819,167

FUNDING DEPARTMENT NAME		INTERIOR, DEPARTMENT OF THE			
SRDVOB_FLAG		YES			
EXTENT_COMPETED_DESCRIPTION	TYPE_OF_SET_ASIDE_DESCRIPTION	EVALUATED_PREFERENCE	SOLE_SOURCE_CATEGORY	Values	
				SB_Action	SB_\$
COMPETED UNDER SAP	8A COMPETED	No Preference used	NOT SOLE SOURCE	1	35,644
	NO SET ASIDE USED.	No Preference used	NOT SOLE SOURCE	84	2,002,655
	SERVICE DISABLED VETERAN OWNED SMALL BUSINESS SET-ASIDE	No Preference used	NOT SOLE SOURCE	51	786,097
	SMALL BUSINESS SET ASIDE - PARTIAL	No Preference used	NOT SOLE SOURCE	3	63,979
	SMALL BUSINESS SET ASIDE - TOTAL	No Preference used	NOT SOLE SOURCE	459	13,267,994
	WOMEN OWNED SMALL BUSINESS	No Preference used	NOT SOLE SOURCE	2	79,910
	INDIAN SMALL BUSINESS ECONOMIC ENTERPRISE	No Preference used	NOT SOLE SOURCE	64	1,526,819
	INDIAN ECONOMIC ENTERPRISE	No Preference used	NOT SOLE SOURCE	3	7,776
	Not Selected	No Preference used	NOT SOLE SOURCE	1	92,685
COMPETED UNDER SAP Total				668	17,863,559
FULL AND OPEN COMPETITION	8A COMPETED	OTHER	NOT SOLE SOURCE	1	-
	NO SET ASIDE USED.	No Preference used	NOT SOLE SOURCE	321	13,098,881
	SDVOB SOLE SOURCE	OTHER	SOLE SOURCE	2	205,782
	SERVICE DISABLED VETERAN OWNED SMALL BUSINESS SET-ASIDE	No Preference used	NOT SOLE SOURCE	13	664,676
	SMALL BUSINESS SET ASIDE - TOTAL	No Preference used	NOT SOLE SOURCE	74	8,433,442
	Not Selected	No Preference used	NOT SOLE SOURCE	24	2,819,849
FULL AND OPEN COMPETITION Total				435	25,220,630
FULL AND OPEN COMPETITION AFTER EXCLUSION OF SOURCES	8(A) SOLE SOURCE	No Preference used	SOLE SOURCE	7	284,396
	8A COMPETED	No Preference used	NOT SOLE SOURCE	90	26,996,505
	BUY INDIAN	No Preference used	NOT SOLE SOURCE	4	6,839
	HUBZONE SET-ASIDE	No Preference used	NOT SOLE SOURCE	29	4,293,429
	SDVOB SOLE SOURCE	No Preference used	SOLE SOURCE	1	54,978
	SERVICE DISABLED VETERAN OWNED SB SET-ASIDE	No Preference used	NOT SOLE SOURCE	307	30,101,658
	SMALL BUSINESS SET ASIDE - PARTIAL	No Preference used	NOT SOLE SOURCE	1	2,000
	SMALL BUSINESS SET ASIDE - TOTAL	No Preference used	NOT SOLE SOURCE	485	25,046,397
	WOMEN OWNED SMALL BUSINESS	No Preference used	NOT SOLE SOURCE	1	175,298
	INDIAN SMALL BUSINESS ECONOMIC ENTERPRISE	No Preference used	NOT SOLE SOURCE	4	2,316,929
FULL AND OPEN COMPETITION AFTER EXCLUSION OF SOURCES Total				929	89,278,431
NOT AVAILABLE FOR COMPETITION	8(A) SOLE SOURCE	No Preference used	SOLE SOURCE	140	10,534,364
	8(A) SOLE SOURCE	OTHER	SOLE SOURCE	11	-
	HUBZONE SOLE SOURCE	No Preference used	SOLE SOURCE	4	8,700
	NO SET ASIDE USED.	No Preference used	NOT SOLE SOURCE	3	(291)
	SDVOB SOLE SOURCE	No Preference used	SOLE SOURCE	9	16,583
NOT AVAILABLE FOR COMPETITION Total				167	10,559,356
NOT COMPETED	NO SET ASIDE USED.	No Preference used	NOT SOLE SOURCE	28	3,212,218
NOT COMPETED Total				28	3,212,218
NOT COMPETED UNDER SAP	8(A) SOLE SOURCE	No Preference used	SOLE SOURCE	38	1,955,662
	NO SET ASIDE USED.	No Preference used	NOT SOLE SOURCE	21	1,056,622
	SDVOB SOLE SOURCE	No Preference used	SOLE SOURCE	13	237,907
NOT COMPETED UNDER SAP Total				72	3,250,191
Not Selected	Not Selected	OTHER	NOT SOLE SOURCE	9	-
Not Selected Total				9	-
Grand Total				2,308	149,384,384

FUNDING DEPARTMENT NAME		INTERIOR, DEPARTMENT OF THE			
HubZone_FLAG		YES			
EXTENT_COMPETED_DESCRIPTION	TYPE_OF_SET_ASIDE_DESCRIPTION	EVALUATED_PREFERENCE	SOLE_SOURCE_CATEGORY	Values	
				SB_Action	SB_\$
COMPETED UNDER SAP	8A COMPETED	No Preference used	NOT SOLE SOURCE	3	23,110
	BUY INDIAN	No Preference used	NOT SOLE SOURCE	3	8,330
	HUBZONE SET-ASIDE	No Preference used	NOT SOLE SOURCE	33	2,769,187
	NO SET ASIDE USED.	No Preference used	NOT SOLE SOURCE	84	2,534,559
	SERVICE DISABLED VETERAN OWNED SMALL BUSINESS SET-ASIDE	No Preference used	NOT SOLE SOURCE	3	17,568
	SMALL BUSINESS SET ASIDE - TOTAL	No Preference used	NOT SOLE SOURCE	309	10,827,129
	WOMEN OWNED SMALL BUSINESS	No Preference used	NOT SOLE SOURCE	10	492,984
	INDIAN SMALL BUSINESS ECONOMIC ENTERPRISE	No Preference used	NOT SOLE SOURCE	154	3,770,239
	INDIAN ECONOMIC ENTERPRISE	No Preference used	NOT SOLE SOURCE	4	123,448
	Not Selected	No Preference used	NOT SOLE SOURCE	2	62,934
COMPETED UNDER SAP Total				605	20,629,488
FULL AND OPEN COMPETITION	HUBZONE SET-ASIDE	No Preference used	NOT SOLE SOURCE	3	248,402
	NO SET ASIDE USED.	No Preference used	NOT SOLE SOURCE	442	17,486,027
	SERVICE DISABLED VETERAN OWNED SMALL BUSINESS SET-ASIDE	No Preference used	NOT SOLE SOURCE	11	114,711
	SMALL BUSINESS SET ASIDE - TOTAL	No Preference used	NOT SOLE SOURCE	78	2,939,529
	SMALL BUSINESS SET ASIDE - TOTAL	OTHER	NOT SOLE SOURCE	1	0
	WOMEN OWNED SMALL BUSINESS	OTHER	NOT SOLE SOURCE	1	0
	Not Selected	No Preference used	NOT SOLE SOURCE	11	457,354
	Not Selected	OTHER	NOT SOLE SOURCE	1	126,247
FULL AND OPEN COMPETITION Total				548	21,372,271
FULL AND OPEN COMPETITION AFTER EXCLUSION OF SOURCES	8A COMPETED	No Preference used	NOT SOLE SOURCE	12	67,117
	BUY INDIAN	No Preference used	NOT SOLE SOURCE	24	364,707
	HUBZONE SET-ASIDE	No Preference used	NOT SOLE SOURCE	443	20,432,097
	SERVICE DISABLED VETERAN OWNED SMALL BUSINESS SET-ASIDE	No Preference used	NOT SOLE SOURCE	20	2,175,845
	SMALL BUSINESS SET ASIDE - PARTIAL	No Preference used	NOT SOLE SOURCE	2	1,996
	SMALL BUSINESS SET ASIDE - TOTAL	No Preference used	NOT SOLE SOURCE	398	52,501,758
	WOMEN OWNED SMALL BUSINESS	No Preference used	NOT SOLE SOURCE	14	312,728
	INDIAN SMALL BUSINESS ECONOMIC ENTERPRISE	No Preference used	NOT SOLE SOURCE	18	2,454,202
	Not Selected	No Preference used	NOT SOLE SOURCE	13	33,575
FULL AND OPEN COMPETITION AFTER EXCLUSION OF SOURCES Total				944	78,344,024
NOT AVAILABLE FOR COMPETITION	8(A) SOLE SOURCE	No Preference used	SOLE SOURCE	268	37,069,898
	8(A) SOLE SOURCE	OTHER	SOLE SOURCE	11	13,680
	HUBZONE SOLE SOURCE	No Preference used	SOLE SOURCE	17	1,280,183
	NO SET ASIDE USED.	No Preference used	NOT SOLE SOURCE	10	1,445,958
NOT AVAILABLE FOR COMPETITION Total				306	39,809,719
NOT COMPETED	NO SET ASIDE USED.	No Preference used	NOT SOLE SOURCE	24	2,025,975
NOT COMPETED Total				24	2,025,975
NOT COMPETED UNDER SAP	8(A) SOLE SOURCE	No Preference used	SOLE SOURCE	66	2,561,228
	HUBZONE SOLE SOURCE	No Preference used	SOLE SOURCE	1	149,000
	NO SET ASIDE USED.	No Preference used	NOT SOLE SOURCE	35	1,253,695
NOT COMPETED UNDER SAP Total				102	3,963,923
Not Selected	Not Selected	OTHER	NOT SOLE SOURCE	17	0
Not Selected Total				17	0
Grand Total				2,546	166,145,400

FUNDING DEPARTMENT NAME		INTERIOR, DEPARTMENT OF THE		Values	
SDB		YES		SB_Action	SB_\$
EXTENT_COMPETED_DESCRIPTION	TYPE_OF_SET_ASIDE_DESCRIPTION	EVALUATED_PREFERENCE	SOLE_SOURCE_CATEGORY	SB_Action	SB_\$
COMPETED UNDER SAP	8A COMPETED	No Preference used	NOT SOLE SOURCE	53	4,132,061
	BUY INDIAN	No Preference used	NOT SOLE SOURCE	18	1,907,058
	ECONOMICALLY DISADVANTAGED WOMEN OWNED SMALL BUSINESS	No Preference used	NOT SOLE SOURCE	5	161,864
	HUBZONE SET-ASIDE	No Preference used	NOT SOLE SOURCE	19	777,257
	NO SET ASIDE USED.	No Preference used	NOT SOLE SOURCE	616	15,813,381
	SERVICE DISABLED VETERAN OWNED SMALL BUSINESS SET-ASIDE	No Preference used	NOT SOLE SOURCE	24	403,964
	SMALL BUSINESS SET ASIDE - PARTIAL	No Preference used	NOT SOLE SOURCE	13	382,678
	SMALL BUSINESS SET ASIDE - TOTAL	No Preference used	NOT SOLE SOURCE	3,412	76,973,223
	WOMEN OWNED SMALL BUSINESS	No Preference used	NOT SOLE SOURCE	50	1,477,469
	INDIAN SMALL BUSINESS ECONOMIC ENTERPRISE	No Preference used	NOT SOLE SOURCE	910	25,795,450
	INDIAN ECONOMIC ENTERPRISE	No Preference used	NOT SOLE SOURCE	51	3,139,021
	Not Selected	No Preference used	NOT SOLE SOURCE	16	1,052,528
COMPETED UNDER SAP Total				5,187	132,015,953
FULL AND OPEN COMPETITION	8(A) SOLE SOURCE	No Preference used	SOLE SOURCE	10	39,955
	8A COMPETED	No Preference used	NOT SOLE SOURCE	7	46,176
	8A COMPETED	OTHER	NOT SOLE SOURCE	2	0
	HUBZONE SET-ASIDE	No Preference used	NOT SOLE SOURCE	3	248,402
	NO SET ASIDE USED.	No Preference used	NOT SOLE SOURCE	973	68,606,754
	SDVOSB SOLE SOURCE	OTHER	SOLE SOURCE	1	206,117
	SMALL BUSINESS SET ASIDE - TOTAL	No Preference used	NOT SOLE SOURCE	262	26,875,902
	SMALL BUSINESS SET ASIDE - TOTAL	OTHER	NOT SOLE SOURCE	40	3,467,815
	WOMEN OWNED SMALL BUSINESS	No Preference used	NOT SOLE SOURCE	2	7,998
	WOMEN OWNED SMALL BUSINESS	OTHER	NOT SOLE SOURCE	1	0
	WOMEN OWNED SMALL BUSINESS SOLE SOURCE	No Preference used	SOLE SOURCE	1	-1
	Not Selected	No Preference used	NOT SOLE SOURCE	168	21,526,952
	Not Selected	OTHER	NOT SOLE SOURCE	19	467,669
FULL AND OPEN COMPETITION Total				1,489	121,493,739
FULL AND OPEN COMPETITION AFTER EXCLUSION OF SOURCES	8(A) SOLE SOURCE	No Preference used	SOLE SOURCE	23	4,871,362
	8A COMPETED	No Preference used	NOT SOLE SOURCE	1,136	110,925,046
	BUY INDIAN	No Preference used	NOT SOLE SOURCE	56	3,716,322
	ECONOMICALLY DISADVANTAGED WOMEN OWNED SMALL BUSINESS	No Preference used	NOT SOLE SOURCE	21	789,421
	HUBZONE SET-ASIDE	No Preference used	NOT SOLE SOURCE	391	16,489,445
	NO SET ASIDE USED.	No Preference used	NOT SOLE SOURCE	2	2,903
	SDVOSB SOLE SOURCE	No Preference used	SOLE SOURCE	1	54,978
	SERVICE DISABLED VETERAN OWNED SMALL BUSINESS SET-ASIDE	No Preference used	NOT SOLE SOURCE	81	13,434,499
	SMALL BUSINESS SET ASIDE - PARTIAL	No Preference used	NOT SOLE SOURCE	11	2,121,012
	SMALL BUSINESS SET ASIDE - TOTAL	No Preference used	NOT SOLE SOURCE	2,162	207,421,399
	WOMEN OWNED SMALL BUSINESS	No Preference used	NOT SOLE SOURCE	44	6,056,623
	INDIAN SMALL BUSINESS ECONOMIC ENTERPRISE	No Preference used	NOT SOLE SOURCE	124	35,342,480
	WOMEN OWNED SMALL BUSINESS SOLE SOURCE	No Preference used	SOLE SOURCE	1	10,455
	INDIAN ECONOMIC ENTERPRISE	No Preference used	NOT SOLE SOURCE	12	636,669
	Not Selected	No Preference used	NOT SOLE SOURCE	4	88,431
FULL AND OPEN COMPETITION AFTER EXCLUSION OF SOURCES Total				4,069	401,961,044
NOT AVAILABLE FOR COMPETITION	8(A) SOLE SOURCE	No Preference used	SOLE SOURCE	1,201	160,471,140
	8(A) SOLE SOURCE	OTHER	SOLE SOURCE	64	38,644
	HUBZONE SOLE SOURCE	No Preference used	SOLE SOURCE	6	600,357
	NO SET ASIDE USED.	No Preference used	NOT SOLE SOURCE	57	2,960,227
	SDVOSB SOLE SOURCE	No Preference used	SOLE SOURCE	5	0
	WOMEN OWNED SMALL BUSINESS SOLE SOURCE	No Preference used	SOLE SOURCE	2	761,151
	Not Selected	OTHER	NOT SOLE SOURCE	1	0
NOT AVAILABLE FOR COMPETITION Total				1,336	164,831,520
NOT COMPETED	NO SET ASIDE USED.	No Preference used	NOT SOLE SOURCE	293	13,072,670
	Not Selected	OTHER	NOT SOLE SOURCE	1	0
NOT COMPETED Total				294	13,072,670
NOT COMPETED UNDER SAP	8(A) SOLE SOURCE	No Preference used	SOLE SOURCE	422	26,129,187
	HUBZONE SOLE SOURCE	No Preference used	SOLE SOURCE	1	149,000
	NO SET ASIDE USED.	No Preference used	NOT SOLE SOURCE	323	6,485,742
	SDVOSB SOLE SOURCE	No Preference used	SOLE SOURCE	12	143,827
	WOMEN OWNED SMALL BUSINESS SOLE SOURCE	No Preference used	SOLE SOURCE	11	287,452
	Not Selected	No Preference used	NOT SOLE SOURCE	4	113,708
NOT COMPETED UNDER SAP Total				773	33,308,916
Not Selected	Not Selected	OTHER	NOT SOLE SOURCE	108	0
Not Selected Total				108	0
Grand Total				13,256	866,683,843

FUNDING DEPARTMENT NAME		INTERIOR, DEPARTMENT OF THE		Values	
INDIAN TRIBE		YES		SB_Action	SB_S
EXTENT_COMPETED_DESCRIPTION	TYPE_OF_SET_ASIDE_DESCRIPTION	EVALUATED_PREFERENCE	SOLE_SOURCE_CATEGORY	SB_Action	SB_S
COMPETED UNDER SAP	8A COMPETED	No Preference used	NOT SOLE SOURCE	4	62,837
	BUY INDIAN	No Preference used	NOT SOLE SOURCE	7	76,721
	NO SET ASIDE USED.	No Preference used	NOT SOLE SOURCE	41	963,368
	SMALL BUSINESS SET ASIDE - TOTAL	No Preference used	NOT SOLE SOURCE	47	1,279,096
	INDIAN SMALL BUSINESS ECONOMIC ENTERPRISE	No Preference used	NOT SOLE SOURCE	155	2,451,168
	INDIAN ECONOMIC ENTERPRISE	No Preference used	NOT SOLE SOURCE	5	114,000
COMPETED UNDER SAP Total				259	4,947,190
FULL AND OPEN COMPETITION	NO SET ASIDE USED.	No Preference used	NOT SOLE SOURCE	63	2,388,340
	SMALL BUSINESS SET ASIDE - TOTAL	No Preference used	NOT SOLE SOURCE	2	54,345
FULL AND OPEN COMPETITION Total				65	2,442,685
FULL AND OPEN COMPETITION AFTER EXCLUSION OF SOURCES	8A COMPETED	No Preference used	NOT SOLE SOURCE	9	863,097
	BUY INDIAN	No Preference used	NOT SOLE SOURCE	19	164,148
	HUBZONE SET-ASIDE	No Preference used	NOT SOLE SOURCE	1	719,898
	SERVICE DISABLED VETERAN OWNED SMALL BUSINESS SET-ASIDE	No Preference used	NOT SOLE SOURCE	3	187,177
	SMALL BUSINESS SET ASIDE - TOTAL	No Preference used	NOT SOLE SOURCE	38	21,948,685
	INDIAN SMALL BUSINESS ECONOMIC ENTERPRISE	No Preference used	NOT SOLE SOURCE	15	1,989,167
FULL AND OPEN COMPETITION AFTER EXCLUSION OF SOURCES Total				85	25,872,172
NOT AVAILABLE FOR COMPETITION	8(A) SOLE SOURCE	No Preference used	SOLE SOURCE	47	6,322,507
	HUBZONE SOLE SOURCE	No Preference used	SOLE SOURCE	4	8,700
	NO SET ASIDE USED.	No Preference used	NOT SOLE SOURCE	7	340,469
NOT AVAILABLE FOR COMPETITION Total				58	6,671,677
NOT COMPETED	NO SET ASIDE USED.	No Preference used	NOT SOLE SOURCE	7	133,495
NOT COMPETED Total				7	133,495
NOT COMPETED UNDER SAP	8(A) SOLE SOURCE	No Preference used	SOLE SOURCE	21	3,195,301
	NO SET ASIDE USED.	No Preference used	NOT SOLE SOURCE	4	13,984
NOT COMPETED UNDER SAP Total				25	3,209,284
Not Selected	Not Selected	OTHER	NOT SOLE SOURCE	9	0
Not Selected Total				9	0
Grand Total				508	43,276,503

Department: INTERIOR, DEPARTMENT OF THE
 Socio-Economic Category: NATIVE_HAWAIIAN_ORGANIZATION

FUNDING DEPARTMENT NAME	INTERIOR, DEPARTMENT OF THE
NATIVE HAWAIIAN ORGANIZATION	YES

EXTENT_COMPETED_DESCRIPTION	TYPE_OF_SET_ASIDE_DESCRIPTION	EVALUATED_PREFERENCE	SOLE_SOURCE_CATEGORY	Values	
				SB_Action	SB_ \$
COMPETED UNDER SAP	NO SET ASIDE USED.	No Preference used	NOT SOLE SOURCE	1	21,000
	SMALL BUSINESS SET ASIDE - TOTAL	No Preference used	NOT SOLE SOURCE	13	233,809
COMPETED UNDER SAP Total				14	254,809
FULL AND OPEN COMPETITION	NO SET ASIDE USED.	No Preference used	NOT SOLE SOURCE	15	306,410
FULL AND OPEN COMPETITION Total				15	306,410
NOT AVAILABLE FOR COMPETITION	8(A) SOLE SOURCE	No Preference used	SOLE SOURCE	10	1,232,763
NOT AVAILABLE FOR COMPETITION Total				10	1,232,763
NOT COMPETED	NO SET ASIDE USED.	No Preference used	NOT SOLE SOURCE	1	18,166
NOT COMPETED Total				1	18,166
NOT COMPETED UNDER SAP	8(A) SOLE SOURCE	No Preference used	SOLE SOURCE	2	100,459
	NO SET ASIDE USED.	No Preference used	NOT SOLE SOURCE	1	13,557
NOT COMPETED UNDER SAP Total				3	114,016
Grand Total				43	1,926,165

FUNDING DEPARTMENT NAME		INTERIOR, DEPARTMENT OF THE		Values	
ALASKAN_NATIVE_CORPORATION		YES		SB_Action	SB_\$
EXTENT_COMPETED_DESCRIPTION	TYPE_OF_SET_ASIDE_DESCRIPTION	EVALUATED_PREFERENCE	SOLE_SOURCE_CATEGORY	SB_Action	SB_\$
COMPETED UNDER SAP	8A COMPETED	No Preference used	NOT SOLE SOURCE	1	208,949
	BUY INDIAN	No Preference used	NOT SOLE SOURCE	7	321,530
	NO SET ASIDE USED.	No Preference used	NOT SOLE SOURCE	11	175,924
	SMALL BUSINESS SET ASIDE - TOTAL	No Preference used	NOT SOLE SOURCE	19	564,298
	INDIAN SMALL BUSINESS ECONOMIC ENTERPRISE	No Preference used	NOT SOLE SOURCE	25	6,840,973
	INDIAN ECONOMIC ENTERPRISE	No Preference used	NOT SOLE SOURCE	1	863,050
COMPETED UNDER SAP Total				64	8,974,724
FULL AND OPEN COMPETITION	NO SET ASIDE USED.	No Preference used	NOT SOLE SOURCE	38	874,001
	SMALL BUSINESS SET ASIDE - TOTAL	No Preference used	NOT SOLE SOURCE	26	431,632
	Not Selected	No Preference used	NOT SOLE SOURCE	9	12,773,687
FULL AND OPEN COMPETITION Total				73	14,079,321
FULL AND OPEN COMPETITION AFTER EXCLUSION OF SOURCES	8A COMPETED	No Preference used	NOT SOLE SOURCE	199	16,995,782
	BUY INDIAN	No Preference used	NOT SOLE SOURCE	10	3,214,523
	HUBZONE SET-ASIDE	No Preference used	NOT SOLE SOURCE	1	812,022
	SMALL BUSINESS SET ASIDE - TOTAL	No Preference used	NOT SOLE SOURCE	106	16,561,794
	INDIAN SMALL BUSINESS ECONOMIC ENTERPRISE	No Preference used	NOT SOLE SOURCE	20	17,029,601
	INDIAN ECONOMIC ENTERPRISE	No Preference used	NOT SOLE SOURCE	7	624,701
FULL AND OPEN COMPETITION AFTER EXCLUSION OF SOURCES Total				343	55,238,423
NOT AVAILABLE FOR COMPETITION	8(A) SOLE SOURCE	No Preference used	SOLE SOURCE	135	35,293,883
	NO SET ASIDE USED.	No Preference used	NOT SOLE SOURCE	3	0
NOT AVAILABLE FOR COMPETITION Total				138	35,293,883
NOT COMPETED	NO SET ASIDE USED.	No Preference used	NOT SOLE SOURCE	10	145,685
NOT COMPETED Total				10	145,685
NOT COMPETED UNDER SAP	8(A) SOLE SOURCE	No Preference used	SOLE SOURCE	9	473,094
	NO SET ASIDE USED.	No Preference used	NOT SOLE SOURCE	15	583,683
NOT COMPETED UNDER SAP Total				24	1,056,777
Not Selected	Not Selected	OTHER	NOT SOLE SOURCE	1	0
Not Selected Total				1	0
Grand Total				653	114,788,814

Department: INTERIOR, DEPARTMENT OF THE
 Socio-Economic Category: WOSB_EDWOSB

FUNDING DEPARTMENT NAME	INTERIOR, DEPARTMENT OF THE
WOSB_EDWOSB	YES

EXTENT_COMPETED_DESCRIPTION	TYPE_OF_SET_ASIDE_DESCRIPTION	EVALUATED_PREFERENCE	Values	
			SB_Action	SB_\$
COMPETED UNDER SAP	8A COMPETED	No Preference used	19	1,448,790
	BUY INDIAN	No Preference used	2	117,979
	ECONOMICALLY DISADVANTAGED WOMEN OWNED SMALL BUSINESS	No Preference used	5	161,864
	HUBZONE SET-ASIDE	No Preference used	10	1,698,083
	NO SET ASIDE USED.	No Preference used	396	6,963,363
	SERVICE DISABLED VETERAN OWNED SMALL BUSINESS SET-ASIDE	No Preference used	2	8,170
	SMALL BUSINESS SET ASIDE - PARTIAL	No Preference used	5	98,879
	SMALL BUSINESS SET ASIDE - TOTAL	No Preference used	2,710	60,972,887
	WOMEN OWNED SMALL BUSINESS	No Preference used	82	6,513,731
	INDIAN SMALL BUSINESS ECONOMIC ENTERPRISE	No Preference used	259	4,463,055
	INDIAN ECONOMIC ENTERPRISE	No Preference used	34	1,281,043
	Not Selected	No Preference used	21	196,422
COMPETED UNDER SAP Total			3,545	83,924,266
COMPETITIVE DELIVERY ORDER	NO SET ASIDE USED.	No Preference used	1	-21,362
COMPETITIVE DELIVERY ORDER Total			1	-21,362
FULL AND OPEN COMPETITION	8A COMPETED	No Preference used	6	-4,121
	NO SET ASIDE USED.	No Preference used	2,053	67,262,205
	SDVOSB SOLE SOURCE	OTHER	1	206,117
	SERVICE DISABLED VETERAN OWNED SMALL BUSINESS SET-ASIDE	No Preference used	1	0
	SMALL BUSINESS SET ASIDE - TOTAL	No Preference used	400	33,430,150
	SMALL BUSINESS SET ASIDE - TOTAL	OTHER	82	5,188,477
	WOMEN OWNED SMALL BUSINESS	No Preference used	14	255,492
	WOMEN OWNED SMALL BUSINESS	OTHER	1	0
	WOMEN OWNED SMALL BUSINESS SOLE SOURCE	No Preference used	2	14,357
	Not Selected	No Preference used	216	14,748,514
	Not Selected	OTHER	31	458,008
FULL AND OPEN COMPETITION Total			2,807	121,559,199
FULL AND OPEN COMPETITION AFTER EXCLUSION OF SOURCES	8(A) SOLE SOURCE	No Preference used	11	1,029,781
	8A COMPETED	No Preference used	162	33,020,430
	BUY INDIAN	No Preference used	20	-11,055
	ECONOMICALLY DISADVANTAGED WOMEN OWNED SMALL BUSINESS	No Preference used	21	789,421
	HUBZONE SET-ASIDE	No Preference used	212	3,667,040
	NO SET ASIDE USED.	No Preference used	2	-4,412
	SERVICE DISABLED VETERAN OWNED SMALL BUSINESS SET-ASIDE	No Preference used	9	1,616,834
	SMALL BUSINESS SET ASIDE - PARTIAL	No Preference used	18	3,024,983
	SMALL BUSINESS SET ASIDE - TOTAL	No Preference used	1,549	91,455,090
	WOMEN OWNED SMALL BUSINESS	No Preference used	59	8,384,632
	INDIAN SMALL BUSINESS ECONOMIC ENTERPRISE	No Preference used	23	2,878,883
	WOMEN OWNED SMALL BUSINESS SOLE SOURCE	No Preference used	1	10,455
	INDIAN ECONOMIC ENTERPRISE	No Preference used	1	0
FULL AND OPEN COMPETITION AFTER EXCLUSION OF SOURCES Total			2,088	145,862,081
NOT AVAILABLE FOR COMPETITION	8(A) SOLE SOURCE	No Preference used	406	40,256,686
	8(A) SOLE SOURCE	OTHER	9	0
	HUBZONE SOLE SOURCE	No Preference used	1	545,657
	NO SET ASIDE USED.	No Preference used	21	1,241,316
	WOMEN OWNED SMALL BUSINESS SOLE SOURCE	No Preference used	11	889,585
NOT AVAILABLE FOR COMPETITION Total			448	42,933,244
NOT COMPETED	NO SET ASIDE USED.	No Preference used	164	4,125,953
	Not Selected	OTHER	1	0
NOT COMPETED Total			165	4,125,953
NOT COMPETED UNDER SAP	8(A) SOLE SOURCE	No Preference used	144	8,266,632
	NO SET ASIDE USED.	No Preference used	252	3,003,400
	WOMEN OWNED SMALL BUSINESS SOLE SOURCE	No Preference used	18	411,466
	Not Selected	No Preference used	1	320
NOT COMPETED UNDER SAP Total			415	11,681,818
Not Selected	Not Selected	OTHER	74	0
Not Selected Total			74	0
Grand Total			9,543	410,065,199

FUNDING DEPARTMENT NAME		JUSTICE, DEPARTMENT OF		Values	
EXTENT_COMPETED_DESCRIPTION	TYPE_OF_SET_ASIDE_DESCRIPTION	EVALUATED_PREFERENCE	SOLE_SOURCE_CATEGORY	SB_Action	SB_S
COMPETED UNDER SAP					
	BA COMPETED	No Preference used	NOT SOLE SOURCE	47	14,812,672
	ECONOMICALLY DISADVANTAGED WOMEN OWNED SMALL BUSINESS	No Preference used	NOT SOLE SOURCE	5	28,900
	HURZONE SET-ASIDE	No Preference used	NOT SOLE SOURCE	17	448,710
	NO SET ASIDE USED.	No Preference used	NOT SOLE SOURCE	7,675	131,516,024
	SERVICE DISABLED VETERAN OWNED SMALL BUSINESS SET-ASIDE	No Preference used	NOT SOLE SOURCE	240	3,247,662
	SMALL BUSINESS SET ASIDE - PARTIAL	No Preference used	NOT SOLE SOURCE	124	2,868,750
	SMALL BUSINESS SET ASIDE - TOTAL	No Preference used	NOT SOLE SOURCE	20,510	262,807,355
	WOMEN OWNED SMALL BUSINESS	No Preference used	NOT SOLE SOURCE	139	762,176
	INDIAN SMALL BUSINESS ECONOMIC ENTERPRISE	No Preference used	NOT SOLE SOURCE	1	-1,122
	Not Selected	No Preference used	NOT SOLE SOURCE	966	11,089,621
COMPETED UNDER SAP Total				29,724	427,580,747
COMPETITIVE DELIVERY ORDER					
	BA COMPETED	OTHER	NOT SOLE SOURCE	1	-36,495
	NO SET ASIDE USED.	No Preference used	NOT SOLE SOURCE	1	0
	NO SET ASIDE USED.	OTHER	NOT SOLE SOURCE	1	0
	Not Selected	No Preference used	NOT SOLE SOURCE	1	0
COMPETITIVE DELIVERY ORDER Total				4	-36,495
FULL AND OPEN COMPETITION					
	8(A) SOLE SOURCE	No Preference used	SOLE SOURCE	9	723,108
	8(A) SOLE SOURCE	OTHER	SOLE SOURCE	2	362,499
	BA COMPETED	No Preference used	NOT SOLE SOURCE	28	3,831,976
	ECONOMICALLY DISADVANTAGED WOMEN OWNED SMALL BUSINESS	No Preference used	NOT SOLE SOURCE	1	59,993
	HURZONE SET-ASIDE	No Preference used	NOT SOLE SOURCE	2	33,145
	HURZONE SET-ASIDE	OTHER	NOT SOLE SOURCE	1	3,594
	HURZONE SOLE SOURCE	No Preference used	SOLE SOURCE	1	41,981
	HURZONE SOLE SOURCE	OTHER	SOLE SOURCE	3	15,527
	NO SET ASIDE USED.	HURZone Price Evaluation Preference	NOT SOLE SOURCE	1	0
	NO SET ASIDE USED.	No Preference used	NOT SOLE SOURCE	10,691	641,055,539
	SDVOSB SOLE SOURCE	No Preference used	SOLE SOURCE	1	43,135
	SERVICE DISABLED VETERAN OWNED SMALL BUSINESS SET-ASIDE	No Preference used	NOT SOLE SOURCE	16	1,040,105
	SMALL BUSINESS SET ASIDE - PARTIAL	No Preference used	NOT SOLE SOURCE	16	5,560,527
	SMALL BUSINESS SET ASIDE - TOTAL	No Preference used	NOT SOLE SOURCE	1,086	86,634,812
	SMALL BUSINESS SET ASIDE - TOTAL	OTHER	NOT SOLE SOURCE	23	204,029
	WOMEN OWNED SMALL BUSINESS	No Preference used	NOT SOLE SOURCE	36	1,263,662
	WOMEN OWNED SMALL BUSINESS	OTHER	NOT SOLE SOURCE	2	60,115
	WOMEN OWNED SMALL BUSINESS SOLE SOURCE	No Preference used	SOLE SOURCE	22	942,449
	ECONOMICALLY DISADVANTAGED WOMEN OWNED SMALL BUSINESS SOLE SOURCE	No Preference used	SOLE SOURCE	1	7,865
	Not Selected	No Preference used	NOT SOLE SOURCE	2,500	154,114,143
	Not Selected	OTHER	NOT SOLE SOURCE	513	30,784,484
FULL AND OPEN COMPETITION Total				14,955	926,781,798
FULL AND OPEN COMPETITION AFTER EXCLUSION OF SOURCES					
	8(A) SOLE SOURCE	No Preference used	SOLE SOURCE	32	8,302,448
	BA COMPETED	No Preference used	NOT SOLE SOURCE	841	157,945,110
	ECONOMICALLY DISADVANTAGED WOMEN OWNED SMALL BUSINESS	No Preference used	NOT SOLE SOURCE	14	4,048,353
	HURZONE SET-ASIDE	No Preference used	NOT SOLE SOURCE	277	62,202,586
	NO SET ASIDE USED.	No Preference used	NOT SOLE SOURCE	32	4,645,514
	SERVICE DISABLED VETERAN OWNED SMALL BUSINESS SET-ASIDE	No Preference used	NOT SOLE SOURCE	620	116,524,708
	SMALL BUSINESS SET ASIDE - PARTIAL	No Preference used	NOT SOLE SOURCE	14	1,765,548
	SMALL BUSINESS SET ASIDE - TOTAL	No Preference used	NOT SOLE SOURCE	5,529	397,321,979
	SMALL BUSINESS SET ASIDE - TOTAL	OTHER	NOT SOLE SOURCE	3	237,562
	WOMEN OWNED SMALL BUSINESS	No Preference used	NOT SOLE SOURCE	48	2,001,885
	WOMEN OWNED SMALL BUSINESS SOLE SOURCE	No Preference used	SOLE SOURCE	5	20,023
	ECONOMICALLY DISADVANTAGED WOMEN OWNED SMALL BUSINESS SOLE SOURCE	No Preference used	SOLE SOURCE	1	47,348
	Not Selected	No Preference used	NOT SOLE SOURCE	32	95,825
FULL AND OPEN COMPETITION AFTER EXCLUSION OF SOURCES Total				7,448	755,158,889
NON-COMPETITIVE DELIVERY ORDER					
	NO SET ASIDE USED.	No Preference used	NOT SOLE SOURCE	2	-23,500
	NO SET ASIDE USED.	OTHER	NOT SOLE SOURCE	1	-282
	Not Selected	OTHER	NOT SOLE SOURCE	1	-33,900
NON-COMPETITIVE DELIVERY ORDER Total				4	-57,682
NOT AVAILABLE FOR COMPETITION					
	8(A) SOLE SOURCE	No Preference used	SOLE SOURCE	902	189,385,998
	8(A) SOLE SOURCE	OTHER	SOLE SOURCE	110	14,267,093
	HURZONE SOLE SOURCE	No Preference used	SOLE SOURCE	80	521,439
	NO SET ASIDE USED.	No Preference used	NOT SOLE SOURCE	219	16,900,228
	SDVOSB SOLE SOURCE	No Preference used	SOLE SOURCE	5	9,817
	SMALL BUSINESS SET ASIDE - TOTAL	OTHER	NOT SOLE SOURCE	5	83,447
	WOMEN OWNED SMALL BUSINESS SOLE SOURCE	No Preference used	SOLE SOURCE	4	58,632
	Not Selected	No Preference used	NOT SOLE SOURCE	2	0
NOT AVAILABLE FOR COMPETITION Total				1,327	221,226,654
NOT COMPETED					
	NO SET ASIDE USED.	No Preference used	NOT SOLE SOURCE	3,325	149,172,102
	Not Selected	No Preference used	NOT SOLE SOURCE	5	1,125,984
NOT COMPETED Total				3,330	150,298,086
NOT COMPETED UNDER SAP					
	8(A) SOLE SOURCE	No Preference used	SOLE SOURCE	415	50,561,696
	HURZONE SOLE SOURCE	No Preference used	SOLE SOURCE	26	1,006,183
	NO SET ASIDE USED.	No Preference used	NOT SOLE SOURCE	2,728	42,442,727
	WOMEN OWNED SMALL BUSINESS SOLE SOURCE	No Preference used	SOLE SOURCE	6	-26,985
	ECONOMICALLY DISADVANTAGED WOMEN OWNED SMALL BUSINESS SOLE	No Preference used	SOLE SOURCE	4	323,155
	Not Selected	No Preference used	NOT SOLE SOURCE	326	10,518,639
	Not Selected	OTHER	NOT SOLE SOURCE	1	0
NOT COMPETED UNDER SAP Total				3,506	104,865,815
	Not Selected	NO SET ASIDE USED.	No Preference used	5	0
	Not Selected	OTHER	NOT SOLE SOURCE	317	1,528,842
Not Selected Total				322	1,528,842
Grand Total				60,620	2,587,346,654

FUNDING DEPARTMENT NAME		JUSTICE, DEPARTMENT OF			
SRDVOB_FLAG		YES			
EXTENT_COMPETED_DESCRIPTION	TYPE_OF_SET_ASIDE_DESCRIPTION	EVALUATED_PREFERENCE	SOLE_SOURCE_CATEGORY	Values	SB_\$
COMPETED UNDER SAP	8A COMPLETED	No Preference used	NOT SOLE SOURCE	4	3,340,828
	HUBZONE SET-ASIDE	No Preference used	NOT SOLE SOURCE	1	1,000
	NO SET ASIDE USED.	No Preference used	NOT SOLE SOURCE	234	11,287,222
	SERVICE DISABLED VETERAN OWNED SMALL BUSINESS SET-ASIDE	No Preference used	NOT SOLE SOURCE	240	3,247,662
	SMALL BUSINESS SET ASIDE - PARTIAL	No Preference used	NOT SOLE SOURCE	1	13,560
	SMALL BUSINESS SET ASIDE - TOTAL	No Preference used	NOT SOLE SOURCE	532	6,584,107
	WOMEN OWNED SMALL BUSINESS	No Preference used	NOT SOLE SOURCE	1	(84,451)
	Not Selected	No Preference used	NOT SOLE SOURCE	6	165,309
COMPETED UNDER SAP Total				1,019	24,555,236
FULL AND OPEN COMPETITION	8(A) SOLE SOURCE	No Preference used	SOLE SOURCE	3	124,046
	NO SET ASIDE USED.	No Preference used	NOT SOLE SOURCE	1,212	129,722,502
	SDVOSB SOLE SOURCE	No Preference used	SOLE SOURCE	1	43,135
	SERVICE DISABLED VETERAN OWNED SMALL BUSINESS SET-ASIDE	No Preference used	NOT SOLE SOURCE	16	1,040,105
	SMALL BUSINESS SET ASIDE - PARTIAL	No Preference used	NOT SOLE SOURCE	4	5,210,403
	SMALL BUSINESS SET ASIDE - TOTAL	No Preference used	NOT SOLE SOURCE	130	10,785,184
	Not Selected	No Preference used	NOT SOLE SOURCE	597	13,603,492
	Not Selected	OTHER	NOT SOLE SOURCE	5	6,243,785
FULL AND OPEN COMPETITION Total				1,968	166,772,633
FULL AND OPEN COMPETITION AFTER EXCLUSION OF SOURCES	8(A) SOLE SOURCE	No Preference used	SOLE SOURCE	7	286,497
	8A COMPLETED	No Preference used	NOT SOLE SOURCE	31	25,911,110
	HUBZONE SET-ASIDE	No Preference used	NOT SOLE SOURCE	48	1,502,692
	NO SET ASIDE USED.	No Preference used	NOT SOLE SOURCE	1	(15,188)
	SERVICE DISABLED VETERAN OWNED SB SET-ASIDE	No Preference used	NOT SOLE SOURCE	620	116,524,708
	SMALL BUSINESS SET ASIDE - TOTAL	No Preference used	NOT SOLE SOURCE	314	23,279,333
FULL AND OPEN COMPETITION AFTER EXCLUSION OF SOURCES Total				1,021	167,489,152
NOT AVAILABLE FOR COMPETITION	8(A) SOLE SOURCE	No Preference used	SOLE SOURCE	131	15,016,264
	NO SET ASIDE USED.	No Preference used	NOT SOLE SOURCE	1	27,987
	SDVOSB SOLE SOURCE	No Preference used	SOLE SOURCE	5	9,817
	WOMEN OWNED SMALL BUSINESS SOLE SOURCE	No Preference used	SOLE SOURCE	1	10,000
NOT AVAILABLE FOR COMPETITION Total				138	15,064,068
NOT COMPETED	NO SET ASIDE USED.	No Preference used	NOT SOLE SOURCE	93	4,743,139
NOT COMPETED Total				93	4,743,139
NOT COMPETED UNDER SAP	8(A) SOLE SOURCE	No Preference used	SOLE SOURCE	44	5,450,507
	NO SET ASIDE USED.	No Preference used	NOT SOLE SOURCE	50	1,040,463
	Not Selected	No Preference used	NOT SOLE SOURCE	2	465,126
NOT COMPETED UNDER SAP Total				96	6,956,096
Not Selected	Not Selected	OTHER	NOT SOLE SOURCE	27	291,274
Not Selected Total				27	291,274
Grand Total				4,362	385,871,618

FUNDING DEPARTMENT NAME		JUSTICE, DEPARTMENT OF			
HubZone_FLAG		YES			
EXTENT_COMPETED_DESCRIPTION	TYPE_OF_SET_ASIDE_DESCRIPTION	EVALUATED_PREFERENCE	SOLE_SOURCE_CATEGORY	Values	SB_\$
COMPETED UNDER SAP	8A COMPETED	No Preference used	NOT SOLE SOURCE	3	148,893
	HUBZONE SET-ASIDE	No Preference used	NOT SOLE SOURCE	17	448,710
	NO SET ASIDE USED.	No Preference used	NOT SOLE SOURCE	96	2,596,955
	SERVICE DISABLED VETERAN OWNED SMALL BUSINESS SET-ASIDE	No Preference used	NOT SOLE SOURCE	13	354,933
	SMALL BUSINESS SET ASIDE - TOTAL	No Preference used	NOT SOLE SOURCE	183	4,746,738
	WOMEN OWNED SMALL BUSINESS	No Preference used	NOT SOLE SOURCE	2	12,841
	Not Selected	No Preference used	NOT SOLE SOURCE	5	434,793
COMPETED UNDER SAP Total				319	8,743,862
FULL AND OPEN COMPETITION	8A COMPETED	No Preference used	NOT SOLE SOURCE	4	87,201
	HUBZONE SET-ASIDE	No Preference used	NOT SOLE SOURCE	2	33,145
	HUBZONE SET-ASIDE	OTHER	NOT SOLE SOURCE	1	3,594
	HUBZONE SOLE SOURCE	OTHER	SOLE SOURCE	1	15,527
	NO SET ASIDE USED.	HUBZone Price Evaluation Preference	NOT SOLE SOURCE	1	0
	NO SET ASIDE USED.	No Preference used	NOT SOLE SOURCE	307	9,889,567
	SERVICE DISABLED VETERAN OWNED SMALL BUSINESS SET-ASIDE	No Preference used	NOT SOLE SOURCE	1	14,200
	SMALL BUSINESS SET ASIDE - TOTAL	No Preference used	NOT SOLE SOURCE	28	1,383,955
	SMALL BUSINESS SET ASIDE - TOTAL	OTHER	NOT SOLE SOURCE	3	-762
	WOMEN OWNED SMALL BUSINESS	No Preference used	NOT SOLE SOURCE	2	-39,819
	Not Selected	No Preference used	NOT SOLE SOURCE	46	6,453,616
Not Selected	OTHER	NOT SOLE SOURCE	10	8,010,141	
FULL AND OPEN COMPETITION Total				406	25,850,365
FULL AND OPEN COMPETITION AFTER EXCLUSION OF SOURCES	8A COMPETED	No Preference used	NOT SOLE SOURCE	9	927,911
	HUBZONE SET-ASIDE	No Preference used	NOT SOLE SOURCE	268	61,350,686
	NO SET ASIDE USED.	No Preference used	NOT SOLE SOURCE	1	496,684
	SERVICE DISABLED VETERAN OWNED SMALL BUSINESS SET-ASIDE	No Preference used	NOT SOLE SOURCE	12	1,371,448
	SMALL BUSINESS SET ASIDE - TOTAL	No Preference used	NOT SOLE SOURCE	320	47,178,990
	Not Selected	No Preference used	NOT SOLE SOURCE	9	11,870
FULL AND OPEN COMPETITION AFTER EXCLUSION OF SOURCES Total				619	111,337,589
NOT AVAILABLE FOR COMPETITION	8(A) SOLE SOURCE	No Preference used	SOLE SOURCE	123	16,580,343
	HUBZONE SOLE SOURCE	No Preference used	SOLE SOURCE	80	521,439
	NO SET ASIDE USED.	No Preference used	NOT SOLE SOURCE	7	-230,445
NOT AVAILABLE FOR COMPETITION Total				210	16,871,337
NOT COMPETED	NO SET ASIDE USED.	No Preference used	NOT SOLE SOURCE	52	2,346,266
NOT COMPETED Total				52	2,346,266
NOT COMPETED UNDER SAP	8(A) SOLE SOURCE	No Preference used	SOLE SOURCE	46	6,152,081
	HUBZONE SOLE SOURCE	No Preference used	SOLE SOURCE	26	1,006,183
	NO SET ASIDE USED.	No Preference used	NOT SOLE SOURCE	19	1,018,169
	Not Selected	No Preference used	NOT SOLE SOURCE	2	160,000
NOT COMPETED UNDER SAP Total				93	8,336,433
Not Selected	Not Selected	OTHER	NOT SOLE SOURCE	5	51,084
Not Selected Total				5	51,084
Grand Total				1,704	173,536,937

FUNDING DEPARTMENT NAME		JUSTICE, DEPARTMENT OF			
SDB		YES			
EXTENT_COMPETED_DESCRIPTION	TYPE_OF_SET_ASIDE_DESCRIPTION	EVALUATED_PREFERENCE	SOLE_SOURCE_CATEGORY	Values	SB_\$
COMPETED UNDER SAP	8A COMPETED	No Preference used	NOT SOLE SOURCE	47	14,812,672
	ECONOMICALLY DISADVANTAGED WOMEN OWNED SMALL BUSINESS	No Preference used	NOT SOLE SOURCE	4	32,463
	HUBZONE SET-ASIDE	No Preference used	NOT SOLE SOURCE	9	284,773
	NO SET ASIDE USED.	No Preference used	NOT SOLE SOURCE	1,842	26,242,341
	SERVICE DISABLED VETERAN OWNED SMALL BUSINESS SET-ASIDE	No Preference used	NOT SOLE SOURCE	198	2,659,223
	SMALL BUSINESS SET ASIDE - PARTIAL	No Preference used	NOT SOLE SOURCE	37	1,755,520
	SMALL BUSINESS SET ASIDE - TOTAL	No Preference used	NOT SOLE SOURCE	4,071	49,856,897
	WOMEN OWNED SMALL BUSINESS	No Preference used	NOT SOLE SOURCE	54	78,766
	Not Selected	No Preference used	NOT SOLE SOURCE	566	1,159,920
COMPETED UNDER SAP Total				6,828	96,882,573
COMPETITIVE DELIVERY ORDER	8A COMPETED	OTHER	NOT SOLE SOURCE	1	-36,495
COMPETITIVE DELIVERY ORDER Total				1	-36,495
FULL AND OPEN COMPETITION	8(A) SOLE SOURCE	No Preference used	SOLE SOURCE	9	723,108
	8(A) SOLE SOURCE	OTHER	SOLE SOURCE	2	362,499
	8A COMPETED	No Preference used	NOT SOLE SOURCE	28	3,831,976
	ECONOMICALLY DISADVANTAGED WOMEN OWNED SMALL BUSINESS	No Preference used	NOT SOLE SOURCE	1	59,993
	HUBZONE SET-ASIDE	No Preference used	NOT SOLE SOURCE	2	33,145
	HUBZONE SET-ASIDE	OTHER	NOT SOLE SOURCE	1	3,594
	HUBZONE SOLE SOURCE	OTHER	SOLE SOURCE	1	15,527
	NO SET ASIDE USED.	No Preference used	NOT SOLE SOURCE	2,146	207,999,680
	SDVOBS SOLE SOURCE	No Preference used	SOLE SOURCE	1	43,135
	SERVICE DISABLED VETERAN OWNED SMALL BUSINESS SET-ASIDE	No Preference used	NOT SOLE SOURCE	3	12,991
	SMALL BUSINESS SET ASIDE - PARTIAL	No Preference used	NOT SOLE SOURCE	10	5,472,267
	SMALL BUSINESS SET ASIDE - TOTAL	No Preference used	NOT SOLE SOURCE	279	19,099,596
	SMALL BUSINESS SET ASIDE - TOTAL	OTHER	NOT SOLE SOURCE	5	62,396
	WOMEN OWNED SMALL BUSINESS	No Preference used	NOT SOLE SOURCE	7	629,502
	WOMEN OWNED SMALL BUSINESS SOLE SOURCE	No Preference used	SOLE SOURCE	5	71,909
	ECONOMICALLY DISADVANTAGED WOMEN OWNED SMALL BUSINESS SOLE SOURCE	No Preference used	SOLE SOURCE	1	7,865
	Not Selected	No Preference used	NOT SOLE SOURCE	635	93,394,599
	Not Selected	OTHER	NOT SOLE SOURCE	49	12,640,366
FULL AND OPEN COMPETITION Total				3,185	344,464,147
FULL AND OPEN COMPETITION AFTER EXCLUSION OF SOURCES	8(A) SOLE SOURCE	No Preference used	SOLE SOURCE	32	8,302,448
	8A COMPETED	No Preference used	NOT SOLE SOURCE	841	157,945,110
	ECONOMICALLY DISADVANTAGED WOMEN OWNED SMALL BUSINESS	No Preference used	NOT SOLE SOURCE	13	3,278,529
	HUBZONE SET-ASIDE	No Preference used	NOT SOLE SOURCE	229	44,959,667
	NO SET ASIDE USED.	No Preference used	NOT SOLE SOURCE	24	2,458,615
	SERVICE DISABLED VETERAN OWNED SMALL BUSINESS SET-ASIDE	No Preference used	NOT SOLE SOURCE	61	2,706,456
	SMALL BUSINESS SET ASIDE - PARTIAL	No Preference used	NOT SOLE SOURCE	3	67,814
	SMALL BUSINESS SET ASIDE - TOTAL	No Preference used	NOT SOLE SOURCE	1,147	117,273,835
	WOMEN OWNED SMALL BUSINESS	No Preference used	NOT SOLE SOURCE	41	721,027
	WOMEN OWNED SMALL BUSINESS SOLE SOURCE	No Preference used	SOLE SOURCE	4	10,472
	ECONOMICALLY DISADVANTAGED WOMEN OWNED SMALL BUSINESS SOLE SOURCE	No Preference used	SOLE SOURCE	1	47,348
	Not Selected	No Preference used	NOT SOLE SOURCE	4	45,414
FULL AND OPEN COMPETITION AFTER EXCLUSION OF SOURCES Total				2,400	337,816,735
NOT AVAILABLE FOR COMPETITION	8(A) SOLE SOURCE	No Preference used	SOLE SOURCE	902	189,385,998
	8(A) SOLE SOURCE	OTHER	SOLE SOURCE	110	14,267,093
	HUBZONE SOLE SOURCE	No Preference used	SOLE SOURCE	79	515,454
	NO SET ASIDE USED.	No Preference used	NOT SOLE SOURCE	40	10,409,755
	SDVOBS SOLE SOURCE	No Preference used	SOLE SOURCE	5	9,817
	SMALL BUSINESS SET ASIDE - TOTAL	OTHER	NOT SOLE SOURCE	5	83,447
	WOMEN OWNED SMALL BUSINESS SOLE SOURCE	No Preference used	SOLE SOURCE	1	10,000
	Not Selected	No Preference used	NOT SOLE SOURCE	2	0
NOT AVAILABLE FOR COMPETITION Total				1,144	214,681,565
NOT COMPETED	NO SET ASIDE USED.	No Preference used	NOT SOLE SOURCE	832	49,201,411
NOT COMPETED Total				832	49,201,411
NOT COMPETED UNDER SAP	8(A) SOLE SOURCE	No Preference used	SOLE SOURCE	415	50,561,696
	HUBZONE SOLE SOURCE	No Preference used	SOLE SOURCE	14	189,851
	NO SET ASIDE USED.	No Preference used	NOT SOLE SOURCE	716	9,115,257
	WOMEN OWNED SMALL BUSINESS SOLE SOURCE	No Preference used	SOLE SOURCE	4	-29,080
	ECONOMICALLY DISADVANTAGED WOMEN OWNED SMALL BUSINESS SOLE SOURCE	No Preference used	SOLE SOURCE	2	32,014
	Not Selected	No Preference used	NOT SOLE SOURCE	46	2,756,618
	Not Selected	OTHER	NOT SOLE SOURCE	1	0
NOT COMPETED UNDER SAP Total				1,198	62,626,355
Not Selected	NO SET ASIDE USED.	No Preference used	NOT SOLE SOURCE	1	0
	Not Selected	OTHER	NOT SOLE SOURCE	82	454,090
Not Selected Total				83	454,090
Grand Total				15,671	1,106,090,381

FUNDING_DEPARTMENT_NAME	JUSTICE, DEPARTMENT OF
INDIAN_TRIBE	YES

EXTENT_COMPETED_DESCRIPTION	TYPE_OF_SET_ASIDE_DESCRIPTION	EVALUATED_PREFERENCE	SOLE_SOURCE_CATEGORY	Values	
				SB_Action	SB_\$
COMPETED UNDER SAP	8A COMPETED	No Preference used	NOT SOLE SOURCE	4	1,321,120
	NO SET ASIDE USED.	No Preference used	NOT SOLE SOURCE	1	30,223
	SMALL BUSINESS SET ASIDE - TOTAL	No Preference used	NOT SOLE SOURCE	4	92,738
COMPETED UNDER SAP Total				9	1,444,081
FULL AND OPEN COMPETITION	NO SET ASIDE USED.	No Preference used	NOT SOLE SOURCE	15	21,874,793
FULL AND OPEN COMPETITION Total				15	21,874,793
FULL AND OPEN COMPETITION AFTER EXCLUSION OF SOURCES	SMALL BUSINESS SET ASIDE - TOTAL	No Preference used	NOT SOLE SOURCE	3	734,137
FULL AND OPEN COMPETITION AFTER EXCLUSION OF SOURCES Total				3	734,137
NOT AVAILABLE FOR COMPETITION	8(A) SOLE SOURCE	No Preference used	SOLE SOURCE	36	1,373,182
NOT AVAILABLE FOR COMPETITION Total				36	1,373,182
NOT COMPETED	NO SET ASIDE USED.	No Preference used	NOT SOLE SOURCE	4	-912,117
NOT COMPETED Total				4	-912,117
NOT COMPETED UNDER SAP	8(A) SOLE SOURCE	No Preference used	SOLE SOURCE	6	542,487
	NO SET ASIDE USED.	No Preference used	NOT SOLE SOURCE	1	99,195
NOT COMPETED UNDER SAP Total				7	641,682
Grand Total				74	25,155,758

Department: JUSTICE, DEPARTMENT OF
 Socio-Economic Category: NATIVE_HAWAIIAN_ORGANIZATION

FUNDING DEPARTMENT NAME	JUSTICE, DEPARTMENT OF
NATIVE HAWAIIAN ORGANIZATION	YES

EXTENT_COMPETED_DESCRIPTION	TYPE_OF_SET_ASIDE_DESCRIPTION	EVALUATED_PREFERENCE	SOLE_SOURCE_CATEGORY	Values	
				SB_Action	SB_\$
COMPETED UNDER SAP	SMALL BUSINESS SET ASIDE - TOTAL	No Preference used	NOT SOLE SOURCE	7	24,392
COMPETED UNDER SAP Total				7	24,392
FULL AND OPEN COMPETITION AFTER EXCLUSION OF SOURCES	SMALL BUSINESS SET ASIDE - TOTAL	No Preference used	NOT SOLE SOURCE	1	-20,527
FULL AND OPEN COMPETITION AFTER EXCLUSION OF SOURCES Total				1	-20,527
NOT AVAILABLE FOR COMPETITION	8(A) SOLE SOURCE	No Preference used	SOLE SOURCE	11	130,471
	NO SET ASIDE USED.	No Preference used	NOT SOLE SOURCE	1	-111,722
	WOMEN OWNED SMALL BUSINESS SOLE SOURCE	No Preference used	SOLE SOURCE	3	48,632
NOT AVAILABLE FOR COMPETITION Total				15	67,380
NOT COMPETED	NO SET ASIDE USED.	No Preference used	NOT SOLE SOURCE	3	-96,117
NOT COMPETED Total				3	-96,117
Grand Total				26	-24,871

FUNDING DEPARTMENT NAME		JUSTICE, DEPARTMENT OF			
ALASKAN_NATIVE_CORPORATION		YES			
EXTENT_COMPETED_DESCRIPTION	TYPE_OF_SET_ASIDE_DESCRIPTION	EVALUATED_PREFERENCE	SOLE_SOURCE_CATEGORY	Values	
				SB_Action	SB_\$
COMPETED UNDER SAP	8A COMPETED	No Preference used	NOT SOLE SOURCE	12	5,942,006
	NO SET ASIDE USED.	No Preference used	NOT SOLE SOURCE	3	6,390
	SMALL BUSINESS SET ASIDE - TOTAL	No Preference used	NOT SOLE SOURCE	15	132,860
	Not Selected	No Preference used	NOT SOLE SOURCE	2	418,209
COMPETED UNDER SAP Total				32	6,499,464
FULL AND OPEN COMPETITION	NO SET ASIDE USED.	No Preference used	NOT SOLE SOURCE	11	1,417,206
	SMALL BUSINESS SET ASIDE - TOTAL	No Preference used	NOT SOLE SOURCE	2	0
	Not Selected	No Preference used	NOT SOLE SOURCE	13	15,401,722
FULL AND OPEN COMPETITION Total				26	16,818,928
FULL AND OPEN COMPETITION AFTER EXCLUSION OF SOURCES	8A COMPETED	No Preference used	NOT SOLE SOURCE	129	62,643,384
	HUBZONE SET-ASIDE	No Preference used	NOT SOLE SOURCE	1	44,427
	NO SET ASIDE USED.	No Preference used	NOT SOLE SOURCE	6	1,885,594
	SMALL BUSINESS SET ASIDE - TOTAL	No Preference used	NOT SOLE SOURCE	37	5,340,295
FULL AND OPEN COMPETITION AFTER EXCLUSION OF SOURCES Total				173	69,913,700
NOT AVAILABLE FOR COMPETITION	8(A) SOLE SOURCE	No Preference used	SOLE SOURCE	308	95,687,324
	NO SET ASIDE USED.	No Preference used	NOT SOLE SOURCE	5	8,893,230
NOT AVAILABLE FOR COMPETITION Total				313	104,580,554
NOT COMPETED	NO SET ASIDE USED.	No Preference used	NOT SOLE SOURCE	61	24,100,542
NOT COMPETED Total				61	24,100,542
NOT COMPETED UNDER SAP	8(A) SOLE SOURCE	No Preference used	SOLE SOURCE	75	14,857,125
	NO SET ASIDE USED.	No Preference used	NOT SOLE SOURCE	2	0
	Not Selected	No Preference used	NOT SOLE SOURCE	1	1,771,837
NOT COMPETED UNDER SAP Total				78	16,628,962
Not Selected	Not Selected	OTHER	NOT SOLE SOURCE	2	0
Not Selected Total				2	0
Grand Total				685	238,542,150

FUNDING DEPARTMENT NAME	JUSTICE, DEPARTMENT OF
WOSB_EDWOSB	YES

EXTENT_COMPETED_DESCRIPTION	TYPE_OF_SET_ASIDE_DESCRIPTION	EVALUATED_PREFERENCE	Values	
			SB_Action	SB_\$
COMPETED UNDER SAP	8A COMPETED	No Preference used	5	1,854,075
	ECONOMICALLY DISADVANTAGED WOMEN OWNED SMALL BUSINESS	No Preference used	5	28,900
	HUBZONE SET-ASIDE	No Preference used	5	210,788
	NO SET ASIDE USED.	No Preference used	1,800	31,073,139
	SERVICE DISABLED VETERAN OWNED SMALL BUSINESS SET-ASIDE	No Preference used	7	135,302
	SMALL BUSINESS SET ASIDE - PARTIAL	No Preference used	17	114,765
	SMALL BUSINESS SET ASIDE - TOTAL	No Preference used	4,008	53,715,947
	WOMEN OWNED SMALL BUSINESS	No Preference used	139	762,176
	INDIAN SMALL BUSINESS ECONOMIC ENTERPRISE	No Preference used	1	-1,122
	Not Selected	No Preference used	38	485,152
COMPETED UNDER SAP Total			6,025	88,379,120
FULL AND OPEN COMPETITION	8(A) SOLE SOURCE	No Preference used	5	449,182
	ECONOMICALLY DISADVANTAGED WOMEN OWNED SMALL BUSINESS	No Preference used	1	59,993
	HUBZONE SET-ASIDE	No Preference used	1	33,145
	HUBZONE SET-ASIDE	OTHER	1	3,594
	HUBZONE SOLE SOURCE	OTHER	1	15,527
	NO SET ASIDE USED.	No Preference used	2,962	101,626,148
	SERVICE DISABLED VETERAN OWNED SMALL BUSINESS SET-ASIDE	No Preference used	1	0
	SMALL BUSINESS SET ASIDE - PARTIAL	No Preference used	5	59,540
	SMALL BUSINESS SET ASIDE - TOTAL	No Preference used	383	10,886,291
	SMALL BUSINESS SET ASIDE - TOTAL	OTHER	13	128,218
	WOMEN OWNED SMALL BUSINESS	No Preference used	35	1,256,951
	WOMEN OWNED SMALL BUSINESS	OTHER	2	60,115
	WOMEN OWNED SMALL BUSINESS SOLE SOURCE	No Preference used	18	912,567
	Not Selected	No Preference used	968	46,461,587
	Not Selected	OTHER	281	11,973,947
FULL AND OPEN COMPETITION Total			4,677	173,926,804
FULL AND OPEN COMPETITION AFTER EXCLUSION OF SOURCES	8(A) SOLE SOURCE	No Preference used	4	821,891
	8A COMPETED	No Preference used	79	29,845,209
	ECONOMICALLY DISADVANTAGED WOMEN OWNED SMALL BUSINESS	No Preference used	14	4,048,353
	HUBZONE SET-ASIDE	No Preference used	99	31,774,667
	NO SET ASIDE USED.	No Preference used	17	1,981,438
	SERVICE DISABLED VETERAN OWNED SMALL BUSINESS SET-ASIDE	No Preference used	12	568,778
	SMALL BUSINESS SET ASIDE - PARTIAL	No Preference used	5	245,824
	SMALL BUSINESS SET ASIDE - TOTAL	No Preference used	1,003	89,579,237
	SMALL BUSINESS SET ASIDE - TOTAL	OTHER	3	237,562
	WOMEN OWNED SMALL BUSINESS	No Preference used	48	2,001,885
	WOMEN OWNED SMALL BUSINESS SOLE SOURCE	No Preference used	5	20,022
	ECONOMICALLY DISADVANTAGED WOMEN OWNED SMALL BUSINESS SOLE SOURCE	No Preference used	1	47,348
	Not Selected	No Preference used	17	82,759
FULL AND OPEN COMPETITION AFTER EXCLUSION OF SOURCES Total			1,307	161,254,974
NOT AVAILABLE FOR COMPETITION	8(A) SOLE SOURCE	No Preference used	159	44,832,900
	HUBZONE SOLE SOURCE	No Preference used	79	459,663
	NO SET ASIDE USED.	No Preference used	42	634,464
	WOMEN OWNED SMALL BUSINESS SOLE SOURCE	No Preference used	4	58,632
NOT AVAILABLE FOR COMPETITION Total			284	45,985,658
NOT COMPETED	NO SET ASIDE USED.	No Preference used	590	20,563,192
NOT COMPETED Total			590	20,563,192
NOT COMPETED UNDER SAP	8(A) SOLE SOURCE	No Preference used	139	9,513,718
	HUBZONE SOLE SOURCE	No Preference used	5	71,340
	NO SET ASIDE USED.	No Preference used	443	4,470,706
	WOMEN OWNED SMALL BUSINESS SOLE SOURCE	No Preference used	6	-26,585
	ECONOMICALLY DISADVANTAGED WOMEN OWNED SMALL BUSINESS SOLE SOURCE	No Preference used	4	323,155
	Not Selected	No Preference used	28	341,919
	Not Selected	OTHER	1	0
NOT COMPETED UNDER SAP Total			626	14,694,252
Not Selected	Not Selected	OTHER	47	0
Not Selected Total			47	0

EXTENT_COMPETED_DESCRIPTION	TYPE_OF_SET_ASIDE_DESCRIPTION	EVALUATED_PREFERENCE	SB_Action	SB_\$
Grand Total			13,556	504,804,000

FUNDING DEPARTMENT NAME		LABOR, DEPARTMENT OF		Values	
EXTENT_COMPETED_DESCRIPTION	TYPE_OF_SET_ASIDE_DESCRIPTION	EVALUATED_PREFERENCE	SOLE_SOURCE_CATEGORY	SB_Action	SB_\$
COMPETED UNDER SAP	BA COMPETED	No Preference used	NOT SOLE SOURCE	1	6,103
	HURZONE SET-ASIDE	No Preference used	NOT SOLE SOURCE	6	9,711,811
	NO SET ASIDE USED.	No Preference used	NOT SOLE SOURCE	151	2,124,745
	SERVICE DISABLED VETERAN OWNED SMALL BUSINESS SET-ASIDE	No Preference used	NOT SOLE SOURCE	9	278,824
	SMALL BUSINESS SET ASIDE - TOTAL	No Preference used	NOT SOLE SOURCE	316	6,668,856
	WOMEN OWNED SMALL BUSINESS	No Preference used	NOT SOLE SOURCE	12	1,156,237
	Not Selected	No Preference used	NOT SOLE SOURCE	6	605,840
COMPETED UNDER SAP Total				501	20,552,416
COMPETITIVE DELIVERY ORDER	NO SET ASIDE USED.	No Preference used	NOT SOLE SOURCE	1	-17,027
COMPETITIVE DELIVERY ORDER Total				1	-17,027
FULL AND OPEN COMPETITION	8(A) SOLE SOURCE	No Preference used	SOLE SOURCE	3	925,431
	BA COMPETED	No Preference used	NOT SOLE SOURCE	1	0
	HURZONE SET-ASIDE	No Preference used	NOT SOLE SOURCE	17	-103,769
	NO SET ASIDE USED.	No Preference used	NOT SOLE SOURCE	630	94,945,663
	SERVICE DISABLED VETERAN OWNED SMALL BUSINESS SET-ASIDE	No Preference used	NOT SOLE SOURCE	2	585,859
	SMALL BUSINESS SET ASIDE - PARTIAL	No Preference used	NOT SOLE SOURCE	1	33,240
	SMALL BUSINESS SET ASIDE - PARTIAL	OTHER	NOT SOLE SOURCE	1	0
	SMALL BUSINESS SET ASIDE - TOTAL	No Preference used	NOT SOLE SOURCE	166	37,013,588
	SMALL BUSINESS SET ASIDE - TOTAL	OTHER	NOT SOLE SOURCE	6	715,411
	WOMEN OWNED SMALL BUSINESS	No Preference used	NOT SOLE SOURCE	10	541,290
	WOMEN OWNED SMALL BUSINESS SOLE SOURCE	No Preference used	SOLE SOURCE	2	187,495
	Not Selected	No Preference used	NOT SOLE SOURCE	314	65,667,784
	Not Selected	OTHER	NOT SOLE SOURCE	49	9,313,794
FULL AND OPEN COMPETITION Total				1,190	209,894,766
FULL AND OPEN COMPETITION AFTER EXCLUSION OF SOURCES	8(A) SOLE SOURCE	No Preference used	SOLE SOURCE	30	10,561,094
	BA COMPETED	No Preference used	NOT SOLE SOURCE	152	55,938,614
	HURZONE SET-ASIDE	No Preference used	NOT SOLE SOURCE	52	10,878,368
	NO SET ASIDE USED.	No Preference used	NOT SOLE SOURCE	2	1,872
	SERVICE DISABLED VETERAN OWNED SMALL BUSINESS SET-ASIDE	No Preference used	NOT SOLE SOURCE	78	34,355,457
	SMALL BUSINESS SET ASIDE - PARTIAL	No Preference used	NOT SOLE SOURCE	15	1,784,531
	SMALL BUSINESS SET ASIDE - TOTAL	No Preference used	NOT SOLE SOURCE	571	300,339,312
	WOMEN OWNED SMALL BUSINESS	No Preference used	NOT SOLE SOURCE	11	919,896
	Not Selected	No Preference used	NOT SOLE SOURCE	41	188,698
FULL AND OPEN COMPETITION AFTER EXCLUSION OF SOURCES Total				952	414,967,842
NON-COMPETITIVE DELIVERY ORDER	NO SET ASIDE USED.	No Preference used	NOT SOLE SOURCE	1	-3,972
NON-COMPETITIVE DELIVERY ORDER Total				1	-3,972
NOT AVAILABLE FOR COMPETITION	8(A) SOLE SOURCE	No Preference used	SOLE SOURCE	384	63,220,534
	8(A) WITH HUB ZONE PREFERENCE	No Preference used	NOT SOLE SOURCE	1	0
	HURZONE SOLE SOURCE	No Preference used	SOLE SOURCE	1	167,552
	NO SET ASIDE USED.	No Preference used	NOT SOLE SOURCE	81	12,110,996
	SOV058 SOLE SOURCE	No Preference used	SOLE SOURCE	11	1,235,236
	SMALL BUSINESS SET ASIDE - TOTAL	No Preference used	NOT SOLE SOURCE	2	224,405
	WOMEN OWNED SMALL BUSINESS SOLE SOURCE	No Preference used	SOLE SOURCE	7	1,257,140
	Not Selected	No Preference used	NOT SOLE SOURCE	1	331,280
NOT AVAILABLE FOR COMPETITION Total				488	78,547,142
NOT COMPETED	NO SET ASIDE USED.	No Preference used	NOT SOLE SOURCE	177	13,314,030
NOT COMPETED Total				177	13,314,030
NOT COMPETED UNDER SAP	8(A) SOLE SOURCE	No Preference used	SOLE SOURCE	57	3,828,202
	NO SET ASIDE USED.	No Preference used	NOT SOLE SOURCE	101	5,388,368
	WOMEN OWNED SMALL BUSINESS SOLE SOURCE	No Preference used	SOLE SOURCE	1	0
NOT COMPETED UNDER SAP Total				159	9,216,570
Not Selected	SMALL BUSINESS SET ASIDE - TOTAL	No Preference used	NOT SOLE SOURCE	1	0
	Not Selected	OTHER	NOT SOLE SOURCE	17	0
Not Selected Total				18	0
Grand Total				3,487	746,381,766

FUNDING DEPARTMENT NAME		LABOR, DEPARTMENT OF		Values	
SRDVOB_FLAG		YES		SB_Action	SB_5
EXTENT_COMPETED_DESCRIPTION	TYPE_OF_SET_ASIDE_DESCRIPTION	EVALUATED_PREFERENCE	SOLE_SOURCE_CATEGORY		
COMPETED UNDER SAP	NO SET ASIDE USED.	No Preference used	NOT SOLE SOURCE	5	420,438
	SERVICE DISABLED VETERAN OWNED SMALL BUSINESS SET-ASIDE	No Preference used	NOT SOLE SOURCE	9	278,824
	SMALL BUSINESS SET ASIDE - TOTAL	No Preference used	NOT SOLE SOURCE	28	479,203
COMPETED UNDER SAP Total				42	1,178,465
FULL AND OPEN COMPETITION	HUBZONE SET-ASIDE	No Preference used	NOT SOLE SOURCE	1	(37,838)
	NO SET ASIDE USED.	No Preference used	NOT SOLE SOURCE	49	11,931,549
	SERVICE DISABLED VETERAN OWNED SMALL BUSINESS SET-ASIDE	No Preference used	NOT SOLE SOURCE	2	585,859
	SMALL BUSINESS SET ASIDE - TOTAL	No Preference used	NOT SOLE SOURCE	16	1,042,182
	Not Selected	No Preference used	NOT SOLE SOURCE	13	2,070,866
FULL AND OPEN COMPETITION Total				81	15,592,617
FULL AND OPEN COMPETITION AFTER EXCLUSION OF SOURCES	8A COMPETED	No Preference used	NOT SOLE SOURCE	3	1,009,820
	HUBZONE SET-ASIDE	No Preference used	NOT SOLE SOURCE	5	109,037
	SERVICE DISABLED VETERAN OWNED SMALL BUSINESS SET-ASIDE	No Preference used	NOT SOLE SOURCE	78	34,355,457
	SMALL BUSINESS SET ASIDE - TOTAL	No Preference used	NOT SOLE SOURCE	28	21,103,061
FULL AND OPEN COMPETITION AFTER EXCLUSION OF SOURCES Total				114	56,577,375
NON-COMPETITIVE DELIVERY ORDER	NO SET ASIDE USED.	No Preference used	NOT SOLE SOURCE	1	(3,972)
NON-COMPETITIVE DELIVERY ORDER Total				1	(3,972)
NOT AVAILABLE FOR COMPETITION	8(A) SOLE SOURCE	No Preference used	SOLE SOURCE	53	8,225,292
	HUBZONE SOLE SOURCE	No Preference used	SOLE SOURCE	1	167,552
	NO SET ASIDE USED.	No Preference used	NOT SOLE SOURCE	6	181,054
	SDVOSB SOLE SOURCE	No Preference used	SOLE SOURCE	11	1,235,236
NOT AVAILABLE FOR COMPETITION Total				71	9,809,134
NOT COMPETED	NO SET ASIDE USED.	No Preference used	NOT SOLE SOURCE	16	2,399,486
NOT COMPETED Total				16	2,399,486
NOT COMPETED UNDER SAP	8(A) SOLE SOURCE	No Preference used	SOLE SOURCE	4	100,032
	NO SET ASIDE USED.	No Preference used	NOT SOLE SOURCE	9	1,043,776
NOT COMPETED UNDER SAP Total				13	1,143,808
Not Selected	Not Selected	OTHER	NOT SOLE SOURCE	1	-
Not Selected Total				1	-
Grand Total				339	86,696,913

FUNDING DEPARTMENT NAME		LABOR, DEPARTMENT OF			
HubZone_FLAG		YES			
EXTENT_COMPETED_DESCRIPTION	TYPE_OF_SET_ASIDE_DESCRIPTION	EVALUATED_PREFERENCE	SOLE_SOURCE_CATEGORY	Values	
				SB_Action	SB_S
COMPETED UNDER SAP	HUBZONE SET-ASIDE	No Preference used	NOT SOLE SOURCE	6	9,711,811
	NO SET ASIDE USED.	No Preference used	NOT SOLE SOURCE	16	110,150
	SMALL BUSINESS SET ASIDE - TOTAL	No Preference used	NOT SOLE SOURCE	39	323,912
COMPETED UNDER SAP Total				61	10,145,874
FULL AND OPEN COMPETITION	HUBZONE SET-ASIDE	No Preference used	NOT SOLE SOURCE	17	-103,769
	NO SET ASIDE USED.	No Preference used	NOT SOLE SOURCE	27	8,911,069
	SMALL BUSINESS SET ASIDE - TOTAL	No Preference used	NOT SOLE SOURCE	10	347,355
	Not Selected	No Preference used	NOT SOLE SOURCE	22	15,039,340
FULL AND OPEN COMPETITION Total				76	24,193,994
FULL AND OPEN COMPETITION AFTER EXCLUSION OF SOURCES	HUBZONE SET-ASIDE	No Preference used	NOT SOLE SOURCE	52	10,878,368
	SERVICE DISABLED VETERAN OWNED SMALL BUSINESS SET-ASIDE	No Preference used	NOT SOLE SOURCE	2	1,500
	SMALL BUSINESS SET ASIDE - TOTAL	No Preference used	NOT SOLE SOURCE	60	22,094,772
FULL AND OPEN COMPETITION AFTER EXCLUSION OF SOURCES Total				114	32,974,640
NOT AVAILABLE FOR COMPETITION	8(A) SOLE SOURCE	No Preference used	SOLE SOURCE	58	4,403,456
	HUBZONE SOLE SOURCE	No Preference used	SOLE SOURCE	1	167,552
	NO SET ASIDE USED.	No Preference used	NOT SOLE SOURCE	2	265,845
	SDVOSB SOLE SOURCE	No Preference used	SOLE SOURCE	2	168,201
NOT AVAILABLE FOR COMPETITION Total				63	5,005,054
NOT COMPETED	NO SET ASIDE USED.	No Preference used	NOT SOLE SOURCE	10	921,309
NOT COMPETED Total				10	921,309
NOT COMPETED UNDER SAP	8(A) SOLE SOURCE	No Preference used	SOLE SOURCE	16	309,822
	NO SET ASIDE USED.	No Preference used	NOT SOLE SOURCE	3	752,946
NOT COMPETED UNDER SAP Total				19	1,062,768
Not Selected	Not Selected	OTHER	NOT SOLE SOURCE	1	0
Not Selected Total				1	0
Grand Total				344	74,303,639

Department: LABOR, DEPARTMENT OF
 Socio-Economic Category: SDB

FUNDING DEPARTMENT NAME		LABOR, DEPARTMENT OF		Values	
SDB		YES		SB_Action	SB_\$
EXTENT_COMPETED_DESCRIPTION	TYPE_OF_SET_ASIDE_DESCRIPTION	EVALUATED_PREFERENCE	SOLE_SOURCE_CATEGORY	SB_Action	SB_\$
COMPETED UNDER SAP					
	8A COMPETED	No Preference used	NOT SOLE SOURCE	1	6,103
	HUBZONE SET-ASIDE	No Preference used	NOT SOLE SOURCE	3	8,983,182
	NO SET ASIDE USED.	No Preference used	NOT SOLE SOURCE	36	247,888
	SMALL BUSINESS SET ASIDE - TOTAL	No Preference used	NOT SOLE SOURCE	109	3,897,490
	WOMEN OWNED SMALL BUSINESS	No Preference used	NOT SOLE SOURCE	11	1,151,741
COMPETED UNDER SAP Total				160	14,286,404
FULL AND OPEN COMPETITION					
	8(A) SOLE SOURCE	No Preference used	SOLE SOURCE	3	925,431
	8A COMPETED	No Preference used	NOT SOLE SOURCE	1	0
	HUBZONE SET-ASIDE	No Preference used	NOT SOLE SOURCE	14	-103,769
	NO SET ASIDE USED.	No Preference used	NOT SOLE SOURCE	208	33,969,183
	SMALL BUSINESS SET ASIDE - TOTAL	No Preference used	NOT SOLE SOURCE	53	14,349,871
	WOMEN OWNED SMALL BUSINESS	No Preference used	NOT SOLE SOURCE	5	207,290
	WOMEN OWNED SMALL BUSINESS SOLE SOURCE	No Preference used	SOLE SOURCE	2	167,495
	Not Selected	No Preference used	NOT SOLE SOURCE	51	11,278,048
	Not Selected	OTHER	NOT SOLE SOURCE	2	21,751
FULL AND OPEN COMPETITION Total				339	60,815,299
FULL AND OPEN COMPETITION AFTER EXCLUSION OF SOURCES					
	8(A) SOLE SOURCE	No Preference used	SOLE SOURCE	20	10,561,094
	8A COMPETED	No Preference used	NOT SOLE SOURCE	152	55,938,614
	HUBZONE SET-ASIDE	No Preference used	NOT SOLE SOURCE	33	6,806,209
	SERVICE DISABLED VETERAN OWNED SMALL BUSINESS SET-ASIDE	No Preference used	NOT SOLE SOURCE	30	18,779,544
	SMALL BUSINESS SET ASIDE - PARTIAL	No Preference used	NOT SOLE SOURCE	4	0
	SMALL BUSINESS SET ASIDE - TOTAL	No Preference used	NOT SOLE SOURCE	301	236,684,549
	WOMEN OWNED SMALL BUSINESS	No Preference used	NOT SOLE SOURCE	8	855,646
	Not Selected	No Preference used	NOT SOLE SOURCE	21	113,700
FULL AND OPEN COMPETITION AFTER EXCLUSION OF SOURCES Total				589	329,739,356
NOT AVAILABLE FOR COMPETITION					
	8(A) SOLE SOURCE	No Preference used	SOLE SOURCE	384	63,220,534
	NO SET ASIDE USED.	No Preference used	NOT SOLE SOURCE	39	11,225,243
	SDVOSB SOLE SOURCE	No Preference used	SOLE SOURCE	10	483,375
	SMALL BUSINESS SET ASIDE - TOTAL	No Preference used	NOT SOLE SOURCE	2	224,405
	WOMEN OWNED SMALL BUSINESS SOLE SOURCE	No Preference used	SOLE SOURCE	5	801,515
	Not Selected	No Preference used	NOT SOLE SOURCE	1	331,280
NOT AVAILABLE FOR COMPETITION Total				441	76,286,351
NOT COMPETED					
	NO SET ASIDE USED.	No Preference used	NOT SOLE SOURCE	50	6,759,487
NOT COMPETED Total				50	6,759,487
NOT COMPETED UNDER SAP					
	8(A) SOLE SOURCE	No Preference used	SOLE SOURCE	57	3,828,202
	NO SET ASIDE USED.	No Preference used	NOT SOLE SOURCE	54	4,010,230
	WOMEN OWNED SMALL BUSINESS SOLE SOURCE	No Preference used	SOLE SOURCE	1	0
NOT COMPETED UNDER SAP Total				112	7,838,432
	Not Selected	OTHER	NOT SOLE SOURCE	3	0
Not Selected Total				3	0
Grand Total				1,694	495,725,328

FUNDING_DEPARTMENT_NAME	LABOR, DEPARTMENT OF
INDIAN_TRIBE	YES

EXTENT_COMPETED_DESCRIPTION	TYPE_OF_SET_ASIDE_DESCRIPTION	EVALUATED_PREFERENCE	SOLE_SOURCE_CATEGORY	Values	
				SB_Action	SB_\$
COMPETED UNDER SAP	SMALL BUSINESS SET ASIDE - TOTAL	No Preference used	NOT SOLE SOURCE	1	4,931
COMPETED UNDER SAP Total				1	4,931
FULL AND OPEN COMPETITION	NO SET ASIDE USED.	No Preference used	NOT SOLE SOURCE	1	98,060
FULL AND OPEN COMPETITION Total				1	98,060
NOT AVAILABLE FOR COMPETITION	8(A) SOLE SOURCE	No Preference used	SOLE SOURCE	3	76,600
	NO SET ASIDE USED.	No Preference used	NOT SOLE SOURCE	11	965,128
NOT AVAILABLE FOR COMPETITION Total				14	1,041,728
NOT COMPETED UNDER SAP	8(A) SOLE SOURCE	No Preference used	SOLE SOURCE	3	560,394
	NO SET ASIDE USED.	No Preference used	NOT SOLE SOURCE	1	955,838
NOT COMPETED UNDER SAP Total				4	1,516,232
Grand Total				20	2,660,951

Department: LABOR, DEPARTMENT OF
 Socio-Economic Category: NATIVE_HAWAIIAN_ORGANIZATION

FUNDING_DEPARTMENT_NAME	LABOR, DEPARTMENT OF
NATIVE_HAWAIIAN_ORGANIZATION	YES

EXTENT_COMPETED_DESCRIPTION	TYPE_OF_SET_ASIDE_DESCRIPTION	EVALUATED_PREFERENCE	SOLE_SOURCE_CATEGORY	Values	
				SB_Action	SB_\$
Grand Total					

Department: LABOR, DEPARTMENT OF
 Socio-Economic Category: ALASKAN_NATIVE_CORPORATION

FUNDING DEPARTMENT NAME		LABOR, DEPARTMENT OF		Values	
ALASKAN_NATIVE_CORPORATION		YES		SB_Action	SB_\$
EXTENT_COMPETED_DESCRIPTION	TYPE_OF_SET_ASIDE_DESCRIPTION	EVALUATED_PREFERENCE	SOLE_SOURCE_CATEGORY	SB_Action	SB_\$
FULL AND OPEN COMPETITION AFTER EXCLUSION OF SOURCES	8A COMPETED	No Preference used	NOT SOLE SOURCE	12	19,528,762
	SMALL BUSINESS SET ASIDE - TOTAL	No Preference used	NOT SOLE SOURCE	48	70,996,625
FULL AND OPEN COMPETITION AFTER EXCLUSION OF SOURCES Total				60	90,525,387
NOT AVAILABLE FOR COMPETITION	8(A) SOLE SOURCE	No Preference used	SOLE SOURCE	61	29,538,534
	NO SET ASIDE USED.	No Preference used	NOT SOLE SOURCE	6	9,203,001
NOT AVAILABLE FOR COMPETITION Total				67	38,741,535
NOT COMPETED	NO SET ASIDE USED.	No Preference used	NOT SOLE SOURCE	9	4,367,641
NOT COMPETED Total				9	4,367,641
Grand Total				136	133,634,563

FUNDING DEPARTMENT NAME	LABOR, DEPARTMENT OF
WOSB_EDWOSB	YES

EXTENT_COMPETED_DESCRIPTION	TYPE_OF_SET_ASIDE_DESCRIPTION	EVALUATED_PREFERENCE	Values	
			SB_Action	SB_\$
COMPETED UNDER SAP	HUBZONE SET-ASIDE	No Preference used	2	10,272
	NO SET ASIDE USED.	No Preference used	24	99,622
	SMALL BUSINESS SET ASIDE - TOTAL	No Preference used	101	4,008,299
	WOMEN OWNED SMALL BUSINESS	No Preference used	12	1,156,237
	Not Selected	No Preference used	5	589,825
COMPETED UNDER SAP Total			144	5,864,254
FULL AND OPEN COMPETITION	8A COMPETED	No Preference used	1	0
	NO SET ASIDE USED.	No Preference used	182	23,821,816
	SMALL BUSINESS SET ASIDE - TOTAL	No Preference used	65	24,986,425
	SMALL BUSINESS SET ASIDE - TOTAL	OTHER	1	8,574
	WOMEN OWNED SMALL BUSINESS	No Preference used	10	541,290
	WOMEN OWNED SMALL BUSINESS SOLE SOURCE	No Preference used	2	167,495
	Not Selected	No Preference used	30	8,359,605
	Not Selected	OTHER	6	198,052
FULL AND OPEN COMPETITION Total			297	58,083,257
FULL AND OPEN COMPETITION AFTER EXCLUSION OF SOURCES	8(A) SOLE SOURCE	No Preference used	8	3,162,887
	8A COMPETED	No Preference used	82	25,395,076
	HUBZONE SET-ASIDE	No Preference used	7	149,048
	SMALL BUSINESS SET ASIDE - PARTIAL	No Preference used	5	0
	SMALL BUSINESS SET ASIDE - TOTAL	No Preference used	282	125,604,643
	WOMEN OWNED SMALL BUSINESS	No Preference used	11	919,896
	Not Selected	No Preference used	35	188,543
FULL AND OPEN COMPETITION AFTER EXCLUSION OF SOURCES Total			430	155,420,094
NOT AVAILABLE FOR COMPETITION	8(A) SOLE SOURCE	No Preference used	129	14,111,026
	NO SET ASIDE USED.	No Preference used	17	1,072,013
	SMALL BUSINESS SET ASIDE - TOTAL	No Preference used	2	224,405
	WOMEN OWNED SMALL BUSINESS SOLE SOURCE	No Preference used	7	1,257,140
	Not Selected	No Preference used	1	331,280
NOT AVAILABLE FOR COMPETITION Total			156	16,995,864
NOT COMPETED	NO SET ASIDE USED.	No Preference used	23	3,302,254
NOT COMPETED Total			23	3,302,254
NOT COMPETED UNDER SAP	8(A) SOLE SOURCE	No Preference used	10	812,913
	NO SET ASIDE USED.	No Preference used	28	1,462,614
	WOMEN OWNED SMALL BUSINESS SOLE SOURCE	No Preference used	1	0
NOT COMPETED UNDER SAP Total			39	2,275,527
Not Selected	Not Selected	OTHER	12	0
Not Selected Total			12	0
Grand Total			1,101	241,941,249

FUNDING DEPARTMENT NAME		TRANSPORTATION, DEPARTMENT OF		Values	
EXTENT_COMPETED_DESCRIPTION	TYPE_OF_SET_ASIDE_DESCRIPTION	EVALUATED_PREFERENCE	SOLE_SOURCE_CATEGORY	SB_Action	SB_\$
COMPETED UNDER SAP					
	BA COMPETED	No Preference used	NOT SOLE SOURCE	218	41,019,803
	ECONOMICALLY DISADVANTAGED WOMEN OWNED SMALL BUSINESS	No Preference used	NOT SOLE SOURCE	1	60,961
	HURZONE SET-ASIDE	No Preference used	NOT SOLE SOURCE	3	1,241,566
	NO SET ASIDE USED.	No Preference used	NOT SOLE SOURCE	1,676	262,358,374
	SERVICE DISABLED VETERAN OWNED SMALL BUSINESS SET-ASIDE	No Preference used	NOT SOLE SOURCE	56	2,646,366
	SMALL BUSINESS SET ASIDE - PARTIAL	No Preference used	NOT SOLE SOURCE	2	85,074
	SMALL BUSINESS SET ASIDE - TOTAL	No Preference used	NOT SOLE SOURCE	1,330	82,105,252
	WOMEN OWNED SMALL BUSINESS	No Preference used	NOT SOLE SOURCE	15	3,346,286
	Not Selected	No Preference used	NOT SOLE SOURCE	45	6,362,802
COMPETED UNDER SAP Total				3,346	399,226,483
COMPETITIVE DELIVERY ORDER					
	HURZONE SET-ASIDE	No Preference used	NOT SOLE SOURCE	4	-13,752
	NO SET ASIDE USED.	No Preference used	NOT SOLE SOURCE	1	0
	SMALL BUSINESS SET ASIDE - TOTAL	No Preference used	NOT SOLE SOURCE	2	-489
COMPETITIVE DELIVERY ORDER Total				7	-14,241
FULL AND OPEN COMPETITION					
	8(A) SOLE SOURCE	No Preference used	SOLE SOURCE	5	1,658,659
	BA COMPETED	No Preference used	NOT SOLE SOURCE	19	5,571,289
	BA COMPETED	OTHER	NOT SOLE SOURCE	4	764,343
	HURZONE SET-ASIDE	No Preference used	NOT SOLE SOURCE	1	-7,990
	HURZONE SET-ASIDE	OTHER	NOT SOLE SOURCE	1	-2,500
	HURZONE SOLE SOURCE	No Preference used	SOLE SOURCE	2	43,306
	NO SET ASIDE USED.	HURZone Price Evaluation Preference	NOT SOLE SOURCE	6	-1,888,804
	NO SET ASIDE USED.	No Preference used	NOT SOLE SOURCE	4,195	514,450,877
	SDVOSB SOLE SOURCE	No Preference used	SOLE SOURCE	3	106,163
	SERVICE DISABLED VETERAN OWNED SMALL BUSINESS SET-ASIDE	No Preference used	NOT SOLE SOURCE	4	202,971
	SMALL BUSINESS SET ASIDE - PARTIAL	No Preference used	NOT SOLE SOURCE	5	0
	SMALL BUSINESS SET ASIDE - PARTIAL	OTHER	NOT SOLE SOURCE	1	0
	SMALL BUSINESS SET ASIDE - TOTAL	No Preference used	NOT SOLE SOURCE	145	13,104,891
	SMALL BUSINESS SET ASIDE - TOTAL	OTHER	NOT SOLE SOURCE	7	204,320
	WOMEN OWNED SMALL BUSINESS	No Preference used	NOT SOLE SOURCE	4	166,788
	Not Selected	No Preference used	NOT SOLE SOURCE	158	21,812,717
	Not Selected	OTHER	NOT SOLE SOURCE	72	8,088,382
FULL AND OPEN COMPETITION Total				4,632	561,275,410
FULL AND OPEN COMPETITION AFTER EXCLUSION OF SOURCES					
	8(A) SOLE SOURCE	No Preference used	SOLE SOURCE	10	1,688,407
	BA COMPETED	No Preference used	NOT SOLE SOURCE	1,379	319,403,800
	HURZONE SET-ASIDE	No Preference used	NOT SOLE SOURCE	133	30,544,715
	NO SET ASIDE USED.	No Preference used	NOT SOLE SOURCE	21	832,185
	SDVOSB SOLE SOURCE	No Preference used	SOLE SOURCE	1	102,685
	SERVICE DISABLED VETERAN OWNED SMALL BUSINESS SET-ASIDE	No Preference used	NOT SOLE SOURCE	110	19,776,420
	SMALL BUSINESS SET ASIDE - PARTIAL	No Preference used	NOT SOLE SOURCE	98	20,027,866
	SMALL BUSINESS SET ASIDE - TOTAL	No Preference used	NOT SOLE SOURCE	3,524	488,540,134
	WOMEN OWNED SMALL BUSINESS	No Preference used	NOT SOLE SOURCE	25	196,107
	Not Selected	No Preference used	NOT SOLE SOURCE	16	2,614,021
FULL AND OPEN COMPETITION AFTER EXCLUSION OF SOURCES Total				5,317	883,726,341
NON-COMPETITIVE DELIVERY ORDER					
	8(A) SOLE SOURCE	No Preference used	SOLE SOURCE	1	-58,565
	HURZONE SET-ASIDE	OTHER	NOT SOLE SOURCE	8	-4,526
	NO SET ASIDE USED.	No Preference used	NOT SOLE SOURCE	3	-421,294
NON-COMPETITIVE DELIVERY ORDER Total				12	-484,386
NOT AVAILABLE FOR COMPETITION					
	8(A) SOLE SOURCE	No Preference used	SOLE SOURCE	606	61,671,764
	HURZONE SET-ASIDE	No Preference used	NOT SOLE SOURCE	1	-2,656
	NO SET ASIDE USED.	No Preference used	NOT SOLE SOURCE	153	18,369,222
	SDVOSB SOLE SOURCE	No Preference used	SOLE SOURCE	128	11,991,787
	SMALL BUSINESS SET ASIDE - TOTAL	OTHER	NOT SOLE SOURCE	1	47,344
	WOMEN OWNED SMALL BUSINESS SOLE SOURCE	No Preference used	SOLE SOURCE	7	1,102,749
	Not Selected	OTHER	NOT SOLE SOURCE	1	0
NOT AVAILABLE FOR COMPETITION Total				897	93,180,209
NOT COMPETED					
	HURZONE SET-ASIDE	No Preference used	NOT SOLE SOURCE	3	-23,310
	NO SET ASIDE USED.	No Preference used	NOT SOLE SOURCE	971	154,669,318
NOT COMPETED Total				974	154,646,008
NOT COMPETED UNDER SAP					
	8(A) SOLE SOURCE	No Preference used	SOLE SOURCE	223	23,275,262
	BA COMPETED	No Preference used	NOT SOLE SOURCE	48	11,715,522
	NO SET ASIDE USED.	No Preference used	NOT SOLE SOURCE	957	68,071,547
	SDVOSB SOLE SOURCE	No Preference used	SOLE SOURCE	97	14,213,208
	Not Selected	No Preference used	NOT SOLE SOURCE	59	12,902,759
NOT COMPETED UNDER SAP Total				1,384	130,178,298
	Not Selected	HURZONE SET-ASIDE	No Preference used	4	-98
	NO SET ASIDE USED.	No Preference used	NOT SOLE SOURCE	9	-911,486
	NO SET ASIDE USED.	OTHER	NOT SOLE SOURCE	1	7,978
	Not Selected	OTHER	NOT SOLE SOURCE	480	183,534
Not Selected Total				494	-720,072
Grand Total				17,063	2,221,015,051

FUNDING DEPARTMENT NAME		TRANSPORTATION, DEPARTMENT OF			
SRDVOB_FLAG		YES			
EXTENT_COMPETED_DESCRIPTION	TYPE_OF_SET_ASIDE_DESCRIPTION	EVALUATED_PREFERENCE	SOLE_SOURCE_CATEGORY	Values	SB_\$
COMPETED UNDER SAP	8A COMPLETED	No Preference used	NOT SOLE SOURCE	26	5,556,152
	NO SET ASIDE USED.	No Preference used	NOT SOLE SOURCE	162	15,479,333
	SERVICE DISABLED VETERAN OWNED SMALL BUSINESS SET-ASIDE	No Preference used	NOT SOLE SOURCE	56	2,646,366
	SMALL BUSINESS SET ASIDE - TOTAL	No Preference used	NOT SOLE SOURCE	126	20,778,880
	Not Selected	No Preference used	NOT SOLE SOURCE	9	808,533
COMPETED UNDER SAP Total				379	45,269,263
FULL AND OPEN COMPETITION	NO SET ASIDE USED.	No Preference used	NOT SOLE SOURCE	359	36,179,823
	SDVO5B SOLE SOURCE	No Preference used	SOLE SOURCE	3	106,163
	SERVICE DISABLED VETERAN OWNED SB SET-ASIDE	No Preference used	NOT SOLE SOURCE	4	202,971
	SMALL BUSINESS SET ASIDE - PARTIAL	OTHER	NOT SOLE SOURCE	1	
	SMALL BUSINESS SET ASIDE - TOTAL	No Preference used	NOT SOLE SOURCE	32	2,691,222
	Not Selected	No Preference used	NOT SOLE SOURCE	37	1,348,852
FULL AND OPEN COMPETITION Total				436	40,529,031
FULL AND OPEN COMPETITION AFTER EXCLUSION OF SOURCES	8A COMPLETED	No Preference used	NOT SOLE SOURCE	118	11,213,359
	HUBZONE SET-ASIDE	No Preference used	NOT SOLE SOURCE	7	168,379
	NO SET ASIDE USED.	No Preference used	NOT SOLE SOURCE	1	4,000
	SDVO5B SOLE SOURCE	No Preference used	SOLE SOURCE	1	102,685
	SERVICE DISABLED VETERAN OWNED SB SET-ASIDE	No Preference used	NOT SOLE SOURCE	110	19,776,420
	SMALL BUSINESS SET ASIDE - PARTIAL	No Preference used	NOT SOLE SOURCE	6	106,480
	SMALL BUSINESS SET ASIDE - TOTAL	No Preference used	NOT SOLE SOURCE	376	24,917,662
	WOMEN OWNED SMALL BUSINESS	No Preference used	NOT SOLE SOURCE	2	-
FULL AND OPEN COMPETITION AFTER EXCLUSION OF SOURCES Total				621	56,288,985
NOT AVAILABLE FOR COMPETITION	8(A) SOLE SOURCE	No Preference used	SOLE SOURCE	66	7,700,612
	NO SET ASIDE USED.	No Preference used	NOT SOLE SOURCE	16	667,024
	SDVO5B SOLE SOURCE	No Preference used	SOLE SOURCE	128	11,991,787
NOT AVAILABLE FOR COMPETITION Total				210	20,359,423
NOT COMPETED	NO SET ASIDE USED.	No Preference used	NOT SOLE SOURCE	158	24,840,479
NOT COMPETED Total				158	24,840,479
NOT COMPETED UNDER SAP	8(A) SOLE SOURCE	No Preference used	SOLE SOURCE	30	4,242,181
	NO SET ASIDE USED.	No Preference used	NOT SOLE SOURCE	161	31,170,466
	SDVO5B SOLE SOURCE	No Preference used	SOLE SOURCE	97	14,213,208
	Not Selected	No Preference used	NOT SOLE SOURCE	18	1,711,541
NOT COMPETED UNDER SAP Total				306	51,337,397
Not Selected	Not Selected	OTHER	NOT SOLE SOURCE	73	-
Not Selected Total				73	-
Grand Total				2,183	238,624,578

FUNDING DEPARTMENT NAME		TRANSPORTATION, DEPARTMENT OF		Values	
HubZone_FLAG		YES		SB_Action	SB_\$
EXTENT_COMPETED_DESCRIPTION	TYPE_OF_SET_ASIDE_DESCRIPTION	EVALUATED_PREFERENCE	SOLE_SOURCE_CATEGORY	SB_Action	SB_\$
COMPETED UNDER SAP	8A COMPETED	No Preference used	NOT SOLE SOURCE	31	668,688
	HUBZONE SET-ASIDE	No Preference used	NOT SOLE SOURCE	3	1,241,566
	NO SET ASIDE USED.	No Preference used	NOT SOLE SOURCE	27	1,026,997
	SERVICE DISABLED VETERAN OWNED SMALL BUSINESS SET-ASIDE	No Preference used	NOT SOLE SOURCE	1	15,097
	SMALL BUSINESS SET ASIDE - TOTAL	No Preference used	NOT SOLE SOURCE	69	3,496,893
	Not Selected	No Preference used	NOT SOLE SOURCE	5	141,638
COMPETED UNDER SAP Total				136	6,590,879
COMPETITIVE DELIVERY ORDER	HUBZONE SET-ASIDE	No Preference used	NOT SOLE SOURCE	4	-13,752
COMPETITIVE DELIVERY ORDER Total				4	-13,752
FULL AND OPEN COMPETITION	HUBZONE SET-ASIDE	No Preference used	NOT SOLE SOURCE	1	-7,990
	HUBZONE SET-ASIDE	OTHER	NOT SOLE SOURCE	1	-2,500
	NO SET ASIDE USED.	HUBZone Price Evaluation Preference	NOT SOLE SOURCE	6	-1,888,804
	NO SET ASIDE USED.	No Preference used	NOT SOLE SOURCE	159	7,462,258
	SERVICE DISABLED VETERAN OWNED SMALL BUSINESS SET-ASIDE	No Preference used	NOT SOLE SOURCE	1	73,128
	SMALL BUSINESS SET ASIDE - TOTAL	No Preference used	NOT SOLE SOURCE	5	216,248
	SMALL BUSINESS SET ASIDE - TOTAL	OTHER	NOT SOLE SOURCE	1	40,196
	Not Selected	No Preference used	NOT SOLE SOURCE	5	265,834
FULL AND OPEN COMPETITION Total				179	6,158,370
FULL AND OPEN COMPETITION AFTER EXCLUSION OF SOURCES	8A COMPETED	No Preference used	NOT SOLE SOURCE	62	8,490,763
	HUBZONE SET-ASIDE	No Preference used	NOT SOLE SOURCE	133	30,544,715
	SERVICE DISABLED VETERAN OWNED SMALL BUSINESS SET-ASIDE	No Preference used	NOT SOLE SOURCE	2	-179,098
	SMALL BUSINESS SET ASIDE - TOTAL	No Preference used	NOT SOLE SOURCE	168	26,854,210
FULL AND OPEN COMPETITION AFTER EXCLUSION OF SOURCES Total				365	65,710,590
NON-COMPETITIVE DELIVERY ORDER	HUBZONE SET-ASIDE	OTHER	NOT SOLE SOURCE	8	-4,526
NON-COMPETITIVE DELIVERY ORDER Total				8	-4,526
NOT AVAILABLE FOR COMPETITION	8(A) SOLE SOURCE	No Preference used	SOLE SOURCE	75	7,798,292
	HUBZONE SET-ASIDE	No Preference used	NOT SOLE SOURCE	1	-2,656
	NO SET ASIDE USED.	No Preference used	NOT SOLE SOURCE	16	3,277,399
	SDVOSB SOLE SOURCE	No Preference used	SOLE SOURCE	6	2,716,622
NOT AVAILABLE FOR COMPETITION Total				98	13,789,657
NOT COMPETED	HUBZONE SET-ASIDE	No Preference used	NOT SOLE SOURCE	3	-22,310
	NO SET ASIDE USED.	No Preference used	NOT SOLE SOURCE	67	20,504,742
NOT COMPETED Total				70	20,482,432
NOT COMPETED UNDER SAP	8(A) SOLE SOURCE	No Preference used	SOLE SOURCE	27	2,094,350
	8A COMPETED	No Preference used	NOT SOLE SOURCE	25	2,727,524
	NO SET ASIDE USED.	No Preference used	NOT SOLE SOURCE	46	1,800,309
	SDVOSB SOLE SOURCE	No Preference used	SOLE SOURCE	1	0
	Not Selected	No Preference used	NOT SOLE SOURCE	18	1,711,541
NOT COMPETED UNDER SAP Total				117	8,333,724
Not Selected	HUBZONE SET-ASIDE	No Preference used	NOT SOLE SOURCE	4	-98
	Not Selected	OTHER	NOT SOLE SOURCE	29	0
Not Selected Total				33	-98
Grand Total				1,010	121,047,277

Department: TRANSPORTATION, DEPARTMENT OF
 Socio-Economic Category: SDB

FUNDING DEPARTMENT NAME		TRANSPORTATION, DEPARTMENT OF		Values	
SDB		YES		SB_Action	SB_5
EXTENT_COMPETED_DESCRIPTION	TYPE_OF_SET_ASIDE_DESCRIPTION	EVALUATED_PREFERENCE	SOLE_SOURCE_CATEGORY	SB_Action	SB_5
COMPETED UNDER SAP	8A COMPETED	No Preference used	NOT SOLE SOURCE	218	41,019,803
	ECONOMICALLY DISADVANTAGED WOMEN OWNED SMALL BUSINESS	No Preference used	NOT SOLE SOURCE	1	60,961
	HUBZONE SET-ASIDE	No Preference used	NOT SOLE SOURCE	1	904,500
	NO SET ASIDE USED.	No Preference used	NOT SOLE SOURCE	580	111,185,575
	SERVICE DISABLED VETERAN OWNED SMALL BUSINESS SET-ASIDE	No Preference used	NOT SOLE SOURCE	5	111,319
	SMALL BUSINESS SET ASIDE - PARTIAL	No Preference used	NOT SOLE SOURCE	1	-1,529
	SMALL BUSINESS SET ASIDE - TOTAL	No Preference used	NOT SOLE SOURCE	536	45,446,637
	WOMEN OWNED SMALL BUSINESS	No Preference used	NOT SOLE SOURCE	7	546,648
	Not Selected	No Preference used	NOT SOLE SOURCE	16	1,987,492
COMPETED UNDER SAP Total				1,365	201,261,407
COMPETITIVE DELIVERY ORDER	SMALL BUSINESS SET ASIDE - TOTAL	No Preference used	NOT SOLE SOURCE	2	-489
COMPETITIVE DELIVERY ORDER Total				2	-489
FULL AND OPEN COMPETITION	8(A) SOLE SOURCE	No Preference used	SOLE SOURCE	5	1,658,659
	8A COMPETED	No Preference used	NOT SOLE SOURCE	19	5,571,289
	8A COMPETED	OTHER	NOT SOLE SOURCE	4	764,343
	NO SET ASIDE USED.	HUBZone Price Evaluation Preference	NOT SOLE SOURCE	3	-520,558
	NO SET ASIDE USED.	No Preference used	NOT SOLE SOURCE	1,809	166,408,141
	SMALL BUSINESS SET ASIDE - PARTIAL	No Preference used	NOT SOLE SOURCE	4	0
	SMALL BUSINESS SET ASIDE - TOTAL	No Preference used	NOT SOLE SOURCE	63	3,750,696
	WOMEN OWNED SMALL BUSINESS	No Preference used	NOT SOLE SOURCE	4	166,788
	Not Selected	No Preference used	NOT SOLE SOURCE	63	12,154,675
	Not Selected	OTHER	NOT SOLE SOURCE	4	5,635
FULL AND OPEN COMPETITION Total				1,978	189,959,667
FULL AND OPEN COMPETITION AFTER EXCLUSION OF SOURCES	8(A) SOLE SOURCE	No Preference used	SOLE SOURCE	10	1,688,407
	8A COMPETED	No Preference used	NOT SOLE SOURCE	1,378	319,403,800
	HUBZONE SET-ASIDE	No Preference used	NOT SOLE SOURCE	68	19,618,453
	NO SET ASIDE USED.	No Preference used	NOT SOLE SOURCE	16	271,510
	SERVICE DISABLED VETERAN OWNED SMALL BUSINESS SET-ASIDE	No Preference used	NOT SOLE SOURCE	28	1,626,750
	SMALL BUSINESS SET ASIDE - PARTIAL	No Preference used	NOT SOLE SOURCE	64	12,125,433
	SMALL BUSINESS SET ASIDE - TOTAL	No Preference used	NOT SOLE SOURCE	1,302	171,686,034
	WOMEN OWNED SMALL BUSINESS	No Preference used	NOT SOLE SOURCE	23	196,107
FULL AND OPEN COMPETITION AFTER EXCLUSION OF SOURCES Total				2,889	526,616,493
NON-COMPETITIVE DELIVERY ORDER	8(A) SOLE SOURCE	No Preference used	SOLE SOURCE	1	-58,565
NON-COMPETITIVE DELIVERY ORDER Total				1	-58,565
NOT AVAILABLE FOR COMPETITION	8(A) SOLE SOURCE	No Preference used	SOLE SOURCE	606	61,671,764
	NO SET ASIDE USED.	No Preference used	NOT SOLE SOURCE	114	12,678,691
	SDVOB SOLE SOURCE	No Preference used	SOLE SOURCE	43	4,776,653
	SMALL BUSINESS SET ASIDE - TOTAL	OTHER	NOT SOLE SOURCE	1	47,344
NOT AVAILABLE FOR COMPETITION Total				764	79,174,452
NOT COMPETED	NO SET ASIDE USED.	No Preference used	NOT SOLE SOURCE	427	86,327,161
NOT COMPETED Total				427	86,327,161
NOT COMPETED UNDER SAP	8(A) SOLE SOURCE	No Preference used	SOLE SOURCE	223	23,275,262
	8A COMPETED	No Preference used	NOT SOLE SOURCE	48	11,715,522
	NO SET ASIDE USED.	No Preference used	NOT SOLE SOURCE	431	27,872,267
	SDVOB SOLE SOURCE	No Preference used	SOLE SOURCE	36	4,127,499
	Not Selected	No Preference used	NOT SOLE SOURCE	42	3,629,996
NOT COMPETED UNDER SAP Total				780	70,620,546
Not Selected	NO SET ASIDE USED.	No Preference used	NOT SOLE SOURCE	5	-519,221
	NO SET ASIDE USED.	OTHER	NOT SOLE SOURCE	1	7,978
	Not Selected	OTHER	NOT SOLE SOURCE	274	183,534
Not Selected Total				280	-327,709
Grand Total				8,486	1,153,572,963

Department: TRANSPORTATION, DEPARTMENT OF
 Socio-Economic Category: INDIAN_TRIBE

FUNDING DEPARTMENT NAME	TRANSPORTATION, DEPARTMENT OF
INDIAN TRIBE	YES

EXTENT_COMPETED_DESCRIPTION	TYPE_OF_SET_ASIDE_DESCRIPTION	EVALUATED_PREFERENCE	SOLE_SOURCE_CATEGORY	Values	
				SB_Action	SB_\$
COMPETED UNDER SAP	8A COMPETED	No Preference used	NOT SOLE SOURCE	3	17,405
	SMALL BUSINESS SET ASIDE - TOTAL	No Preference used	NOT SOLE SOURCE	2	1,524,830
COMPETED UNDER SAP Total				5	1,542,235
FULL AND OPEN COMPETITION	NO SET ASIDE USED.	No Preference used	NOT SOLE SOURCE	186	7,483,212
FULL AND OPEN COMPETITION Total				186	7,483,212
FULL AND OPEN COMPETITION AFTER EXCLUSION OF SOURCES	8A COMPETED	No Preference used	NOT SOLE SOURCE	26	30,158,588
FULL AND OPEN COMPETITION AFTER EXCLUSION OF SOURCES Total				26	30,158,588
NOT AVAILABLE FOR COMPETITION	8(A) SOLE SOURCE	No Preference used	SOLE SOURCE	26	8,045,129
	NO SET ASIDE USED.	No Preference used	NOT SOLE SOURCE	3	3,553,032
NOT AVAILABLE FOR COMPETITION Total				29	11,598,160
NOT COMPETED	NO SET ASIDE USED.	No Preference used	NOT SOLE SOURCE	2	105,068
NOT COMPETED Total				2	105,068
NOT COMPETED UNDER SAP	8(A) SOLE SOURCE	No Preference used	SOLE SOURCE	4	115,854
	8A COMPETED	No Preference used	NOT SOLE SOURCE	25	2,727,524
	NO SET ASIDE USED.	No Preference used	NOT SOLE SOURCE	15	1,049,332
NOT COMPETED UNDER SAP Total				44	3,892,710
Not Selected	Not Selected	OTHER	NOT SOLE SOURCE	4	0
Not Selected Total				4	0
Grand Total				296	54,779,974

Department: TRANSPORTATION, DEPARTMENT OF
 Socio-Economic Category: NATIVE_HAWAIIAN_ORGANIZATION

FUNDING DEPARTMENT NAME	TRANSPORTATION, DEPARTMENT OF
NATIVE HAWAIIAN ORGANIZATION	YES

EXTENT_COMPETED_DESCRIPTION	TYPE_OF_SET_ASIDE_DESCRIPTION	EVALUATED_PREFERENCE	SOLE_SOURCE_CATEGORY	Values	
				SB_Action	SB_\$
COMPETED UNDER SAP	SMALL BUSINESS SET ASIDE - TOTAL	No Preference used	NOT SOLE SOURCE	1	22,765
COMPETED UNDER SAP Total				1	22,765
FULL AND OPEN COMPETITION	NO SET ASIDE USED.	No Preference used	NOT SOLE SOURCE	3	22,300
FULL AND OPEN COMPETITION Total				3	22,300
FULL AND OPEN COMPETITION AFTER EXCLUSION OF SOURCES	SMALL BUSINESS SET ASIDE - TOTAL	No Preference used	NOT SOLE SOURCE	15	3,562,766
FULL AND OPEN COMPETITION AFTER EXCLUSION OF SOURCES Total				15	3,562,766
Not Selected	Not Selected	OTHER	NOT SOLE SOURCE	1	0
Not Selected Total				1	0
Grand Total				20	3,607,831

FUNDING DEPARTMENT NAME		TRANSPORTATION, DEPARTMENT OF			
ALASKAN_NATIVE_CORPORATION		YES			
EXTENT_COMPETED_DESCRIPTION	TYPE_OF_SET_ASIDE_DESCRIPTION	EVALUATED_PREFERENCE	SOLE_SOURCE_CATEGORY	Values	
				SB_Action	SB_\$
COMPETED UNDER SAP	8A COMPETED	No Preference used	NOT SOLE SOURCE	6	243,197
	NO SET ASIDE USED.	No Preference used	NOT SOLE SOURCE	4	383
	SMALL BUSINESS SET ASIDE - TOTAL	No Preference used	NOT SOLE SOURCE	1	31,133
COMPETED UNDER SAP Total				11	274,713
FULL AND OPEN COMPETITION	NO SET ASIDE USED.	No Preference used	NOT SOLE SOURCE	24	536,448
FULL AND OPEN COMPETITION Total				24	536,448
FULL AND OPEN COMPETITION AFTER EXCLUSION OF SOURCES	8A COMPETED	No Preference used	NOT SOLE SOURCE	335	88,090,824
	HUBZONE SET-ASIDE	No Preference used	NOT SOLE SOURCE	7	7,767,639
	SMALL BUSINESS SET ASIDE - TOTAL	No Preference used	NOT SOLE SOURCE	16	7,282,445
FULL AND OPEN COMPETITION AFTER EXCLUSION OF SOURCES Total				358	103,140,908
NOT AVAILABLE FOR COMPETITION	8(A) SOLE SOURCE	No Preference used	SOLE SOURCE	53	5,307,298
	NO SET ASIDE USED.	No Preference used	NOT SOLE SOURCE	7	302,729
NOT AVAILABLE FOR COMPETITION Total				60	5,610,027
NOT COMPETED	NO SET ASIDE USED.	No Preference used	NOT SOLE SOURCE	50	6,874,043
NOT COMPETED Total				50	6,874,043
NOT COMPETED UNDER SAP	8(A) SOLE SOURCE	No Preference used	SOLE SOURCE	20	1,103,997
	NO SET ASIDE USED.	No Preference used	NOT SOLE SOURCE	4	1,213,063
NOT COMPETED UNDER SAP Total				24	2,317,059
Not Selected	Not Selected	OTHER	NOT SOLE SOURCE	3	0
Not Selected Total				3	0
Grand Total				530	118,753,200

FUNDING DEPARTMENT NAME	TRANSPORTATION, DEPARTMENT OF
WOSB_EDWOSB	YES

EXTENT_COMPETED_DESCRIPTION	TYPE_OF_SET_ASIDE_DESCRIPTION	EVALUATED_PREFERENCE	Values	
			SB_Action	SB_S
COMPETED UNDER SAP	8A COMPETED	No Preference used	108	26,996,413
	ECONOMICALLY DISADVANTAGED WOMEN OWNED SMALL BUSINESS	No Preference used	1	60,961
	HUBZONE SET-ASIDE	No Preference used	3	1,241,566
	NO SET ASIDE USED.	No Preference used	581	131,665,236
	SERVICE DISABLED VETERAN OWNED SMALL BUSINESS SET-ASIDE	No Preference used	1	15,575
	SMALL BUSINESS SET ASIDE - TOTAL	No Preference used	343	36,644,151
	WOMEN OWNED SMALL BUSINESS	No Preference used	15	3,346,286
	Not Selected	No Preference used	26	2,397,632
COMPETED UNDER SAP Total			1,078	202,367,819
FULL AND OPEN COMPETITION	8(A) SOLE SOURCE	No Preference used	3	762,056
	8A COMPETED	No Preference used	15	3,354,966
	8A COMPETED	OTHER	4	764,343
	NO SET ASIDE USED.	HUBZone Price Evaluation Preference	1	-620,171
	NO SET ASIDE USED.	No Preference used	1,091	90,030,926
	SMALL BUSINESS SET ASIDE - PARTIAL	No Preference used	1	0
	SMALL BUSINESS SET ASIDE - TOTAL	No Preference used	50	4,584,898
	SMALL BUSINESS SET ASIDE - TOTAL	OTHER	3	109,167
	WOMEN OWNED SMALL BUSINESS	No Preference used	4	166,788
	Not Selected	No Preference used	65	4,862,959
	Not Selected	OTHER	8	50,324
FULL AND OPEN COMPETITION Total			1,245	104,066,255
FULL AND OPEN COMPETITION AFTER EXCLUSION OF SOURCES	8(A) SOLE SOURCE	No Preference used	6	604,093
	8A COMPETED	No Preference used	496	88,594,388
	HUBZONE SET-ASIDE	No Preference used	9	3,728,839
	NO SET ASIDE USED.	No Preference used	6	68,055
	SERVICE DISABLED VETERAN OWNED SMALL BUSINESS SET-ASIDE	No Preference used	2	24,378
	SMALL BUSINESS SET ASIDE - PARTIAL	No Preference used	12	6,873,314
	SMALL BUSINESS SET ASIDE - TOTAL	No Preference used	748	77,881,477
	WOMEN OWNED SMALL BUSINESS	No Preference used	25	196,107
	Not Selected	No Preference used	12	178,021
FULL AND OPEN COMPETITION AFTER EXCLUSION OF SOURCES Total			1,316	178,148,672
NON-COMPETITIVE DELIVERY ORDER	NO SET ASIDE USED.	No Preference used	2	-413,794
NON-COMPETITIVE DELIVERY ORDER Total			2	-413,794
NOT AVAILABLE FOR COMPETITION	8(A) SOLE SOURCE	No Preference used	285	18,687,239
	NO SET ASIDE USED.	No Preference used	49	3,770,564
	SDVOSB SOLE SOURCE	No Preference used	17	307,350
	WOMEN OWNED SMALL BUSINESS SOLE SOURCE	No Preference used	7	1,102,749
NOT AVAILABLE FOR COMPETITION Total			358	23,867,903
NOT COMPETED	NO SET ASIDE USED.	No Preference used	159	22,287,132
NOT COMPETED Total			159	22,287,132
NOT COMPETED UNDER SAP	8(A) SOLE SOURCE	No Preference used	75	4,820,492
	8A COMPETED	No Preference used	6	919,131
	NO SET ASIDE USED.	No Preference used	236	13,520,784
	SDVOSB SOLE SOURCE	No Preference used	9	1,962,670
	Not Selected	No Preference used	41	10,847,514
NOT COMPETED UNDER SAP Total			367	32,070,591
Not Selected	NO SET ASIDE USED.	No Preference used	2	-220
	Not Selected	OTHER	157	207,534
Not Selected Total			159	207,314
Grand Total			4,684	562,601,892

FUNDING DEPARTMENT NAME		EDUCATION, DEPARTMENT OF			
EXTENT_COMPETED_DESCRIPTION	TYPE_OF_SET_ASIDE_DESCRIPTION	EVALUATED_PREFERENCE	SOLE_SOURCE_CATEGORY	SB_Action	SB \$
COMPETED UNDER SAP	8A COMPETED	No Preference used	NOT SOLE SOURCE	6	2,124,486
	HUBZONE SET-ASIDE	No Preference used	NOT SOLE SOURCE	8	4,202,931
	NO SET ASIDE USED.	No Preference used	NOT SOLE SOURCE	180	4,441,375
	SMALL BUSINESS SET ASIDE - TOTAL	No Preference used	NOT SOLE SOURCE	60	3,469,479
	WOMEN OWNED SMALL BUSINESS	No Preference used	NOT SOLE SOURCE	4	0
	Not Selected	No Preference used	NOT SOLE SOURCE	1	954,119
COMPETED UNDER SAP Total				259	15,192,390
COMPETITIVE DELIVERY ORDER	NO SET ASIDE USED.	No Preference used	NOT SOLE SOURCE	6	-5,757,566
COMPETITIVE DELIVERY ORDER Total				6	-5,757,566
FOLLOW ON TO COMPLETED ACTION	NO SET ASIDE USED.	No Preference used	NOT SOLE SOURCE	4	-3
FOLLOW ON TO COMPLETED ACTION Total				4	-3
FULL AND OPEN COMPETITION	8(A) SOLE SOURCE	No Preference used	SOLE SOURCE	2	987,494
	8A COMPETED	No Preference used	NOT SOLE SOURCE	6	1,681,219
	HUBZONE SET-ASIDE	No Preference used	NOT SOLE SOURCE	12	1,959,710
	NO SET ASIDE USED.	No Preference used	NOT SOLE SOURCE	212	293,831,368
	SERVICE DISABLED VETERAN OWNED SMALL BUSINESS SET-ASIDE	No Preference used	NOT SOLE SOURCE	17	3,590,093
	SMALL BUSINESS SET ASIDE - TOTAL	No Preference used	NOT SOLE SOURCE	112	31,558,185
	SMALL BUSINESS SET ASIDE - TOTAL	OTHER	NOT SOLE SOURCE	37	1,906,720
	WOMEN OWNED SMALL BUSINESS	No Preference used	NOT SOLE SOURCE	6	27,386
	WOMEN OWNED SMALL BUSINESS	OTHER	NOT SOLE SOURCE	1	472,618
	Not Selected	No Preference used	NOT SOLE SOURCE	69	18,320,722
	Not Selected	OTHER	NOT SOLE SOURCE	38	24,088,842
FULL AND OPEN COMPETITION Total				512	378,424,357
FULL AND OPEN COMPETITION AFTER EXCLUSION OF SOURCES	8(A) SOLE SOURCE	No Preference used	SOLE SOURCE	23	3,732,819
	8A COMPETED	No Preference used	NOT SOLE SOURCE	28	7,019,237
	HUBZONE SET-ASIDE	No Preference used	NOT SOLE SOURCE	22	2,185,740
	NO SET ASIDE USED.	No Preference used	NOT SOLE SOURCE	1	0
	SDVOBS SOLE SOURCE	No Preference used	SOLE SOURCE	1	199,980
	SERVICE DISABLED VETERAN OWNED SMALL BUSINESS SET-ASIDE	No Preference used	NOT SOLE SOURCE	59	21,211,059
	SMALL BUSINESS SET ASIDE - TOTAL	No Preference used	NOT SOLE SOURCE	414	465,546,077
FULL AND OPEN COMPETITION AFTER EXCLUSION OF SOURCES Total				548	499,896,911
NOT AVAILABLE FOR COMPETITION	8(A) SOLE SOURCE	No Preference used	SOLE SOURCE	148	25,777,654
	HUBZONE SOLE SOURCE	No Preference used	SOLE SOURCE	2	783,064
	NO SET ASIDE USED.	No Preference used	NOT SOLE SOURCE	3	0
NOT AVAILABLE FOR COMPETITION Total				153	26,560,718
NOT COMPETED	NO SET ASIDE USED.	No Preference used	NOT SOLE SOURCE	19	1,064,982
NOT COMPETED Total				19	1,064,982
NOT COMPETED UNDER SAP	8(A) SOLE SOURCE	No Preference used	SOLE SOURCE	13	2,209,354
	NO SET ASIDE USED.	No Preference used	NOT SOLE SOURCE	129	1,762,919
	Not Selected	No Preference used	NOT SOLE SOURCE	1	73,400
NOT COMPETED UNDER SAP Total				143	4,045,673
Not Selected	Not Selected	OTHER	NOT SOLE SOURCE	5	0
Not Selected Total				5	0
Grand Total				1,649	919,425,463

FUNDING DEPARTMENT NAME		EDUCATION, DEPARTMENT OF			
SRDVOB_FLAG		YES			
EXTENT_COMPETED_DESCRIPTION	TYPE_OF_SET_ASIDE_DESCRIPTION	EVALUATED_PREFERENCE	SOLE_SOURCE_CATEGORY	Values	SB_5
				SB_Action	
COMPETED UNDER SAP	NO SET ASIDE USED.	No Preference used	NOT SOLE SOURCE	9	673,791
	SMALL BUSINESS SET ASIDE - TOTAL	No Preference used	NOT SOLE SOURCE	1	(982)
COMPETED UNDER SAP Total				10	672,810
FULL AND OPEN COMPETITION	NO SET ASIDE USED.	No Preference used	NOT SOLE SOURCE	24	7,090,371
	SERVICE DISABLED VETERAN OWNED SMALL BUSINESS SET-ASIDE	No Preference used	NOT SOLE SOURCE	17	3,590,093
	SMALL BUSINESS SET ASIDE - TOTAL	No Preference used	NOT SOLE SOURCE	9	2,134,188
	Not Selected	No Preference used	NOT SOLE SOURCE	5	49,053
FULL AND OPEN COMPETITION Total				55	12,863,705
FULL AND OPEN COMPETITION AFTER EXCLUSION OF SOURCES	HUBZONE SET-ASIDE	No Preference used	NOT SOLE SOURCE	10	892,035
	SDVOSB SOLE SOURCE	No Preference used	SOLE SOURCE	1	199,980
	SERVICE DISABLED VETERAN OWNED SMALL BUSINESS SET-ASIDE	No Preference used	NOT SOLE SOURCE	59	21,211,059
	SMALL BUSINESS SET ASIDE - TOTAL	No Preference used	NOT SOLE SOURCE	22	26,840,065
FULL AND OPEN COMPETITION AFTER EXCLUSION OF SOURCES Total				92	49,143,139
NOT AVAILABLE FOR COMPETITION	8(A) SOLE SOURCE	No Preference used	SOLE SOURCE	6	796,181
NOT AVAILABLE FOR COMPETITION Total				6	796,181
NOT COMPETED	NO SET ASIDE USED.	No Preference used	NOT SOLE SOURCE	3	177,634
NOT COMPETED Total				3	177,634
NOT COMPETED UNDER SAP	8(A) SOLE SOURCE	No Preference used	SOLE SOURCE	1	24,984
	NO SET ASIDE USED.	No Preference used	NOT SOLE SOURCE	8	896,254
NOT COMPETED UNDER SAP Total				9	921,238
Grand Total				175	64,574,705

FUNDING DEPARTMENT NAME		EDUCATION, DEPARTMENT OF			
HubZone_FLAG		YES			
EXTENT_COMPETED_DESCRIPTION	TYPE_OF_SET_ASIDE_DESCRIPTION	EVALUATED_PREFERENCE	SOLE_SOURCE_CATEGORY	Values	
				SB_Action	SB_\$
COMPETED UNDER SAP	HUBZONE SET-ASIDE	No Preference used	NOT SOLE SOURCE	8	4,202,931
	NO SET ASIDE USED.	No Preference used	NOT SOLE SOURCE	5	200,067
COMPETED UNDER SAP Total				13	4,402,998
FULL AND OPEN COMPETITION	HUBZONE SET-ASIDE	No Preference used	NOT SOLE SOURCE	12	1,959,710
	NO SET ASIDE USED.	No Preference used	NOT SOLE SOURCE	10	1,248,395
	SERVICE DISABLED VETERAN OWNED SMALL BUSINESS SET-ASIDE	No Preference used	NOT SOLE SOURCE	1	295,707
	SMALL BUSINESS SET ASIDE - TOTAL	No Preference used	NOT SOLE SOURCE	9	1,227,402
FULL AND OPEN COMPETITION Total				32	4,731,215
FULL AND OPEN COMPETITION AFTER EXCLUSION OF SOURCES	8A COMPETED	No Preference used	NOT SOLE SOURCE	1	0
	HUBZONE SET-ASIDE	No Preference used	NOT SOLE SOURCE	22	2,185,740
	SMALL BUSINESS SET ASIDE - TOTAL	No Preference used	NOT SOLE SOURCE	14	34,001,072
FULL AND OPEN COMPETITION AFTER EXCLUSION OF SOURCES Total				37	36,186,812
NOT AVAILABLE FOR COMPETITION	8(A) SOLE SOURCE	No Preference used	SOLE SOURCE	21	2,107,748
	HUBZONE SOLE SOURCE	No Preference used	SOLE SOURCE	2	783,064
NOT AVAILABLE FOR COMPETITION Total				23	2,890,812
NOT COMPETED	NO SET ASIDE USED.	No Preference used	NOT SOLE SOURCE	1	4,500
NOT COMPETED Total				1	4,500
NOT COMPETED UNDER SAP	8(A) SOLE SOURCE	No Preference used	SOLE SOURCE	1	94,434
	NO SET ASIDE USED.	No Preference used	NOT SOLE SOURCE	5	99,015
NOT COMPETED UNDER SAP Total				6	193,449
Not Selected	Not Selected	OTHER	NOT SOLE SOURCE	3	0
Not Selected Total				3	0
Grand Total				115	48,409,786

Department: EDUCATION, DEPARTMENT OF
 Socio-Economic Category: SDB

FUNDING DEPARTMENT NAME		EDUCATION, DEPARTMENT OF		Values	
SDB		YES		SB_Action	SB_\$
EXTENT_COMPETED_DESCRIPTION	TYPE_OF_SET_ASIDE_DESCRIPTION	EVALUATED_PREFERENCE	SOLE_SOURCE_CATEGORY	SB_Action	SB_\$
COMPETED UNDER SAP	8A COMPETED	No Preference used	NOT SOLE SOURCE	6	2,124,486
	HUBZONE SET-ASIDE	No Preference used	NOT SOLE SOURCE	8	4,202,931
	NO SET ASIDE USED.	No Preference used	NOT SOLE SOURCE	53	1,326,520
	SMALL BUSINESS SET ASIDE - TOTAL	No Preference used	NOT SOLE SOURCE	27	2,448,069
COMPETED UNDER SAP Total				94	10,102,007
FULL AND OPEN COMPETITION	8(A) SOLE SOURCE	No Preference used	SOLE SOURCE	2	987,494
	8A COMPETED	No Preference used	NOT SOLE SOURCE	6	1,681,219
	HUBZONE SET-ASIDE	No Preference used	NOT SOLE SOURCE	8	878,590
	NO SET ASIDE USED.	No Preference used	NOT SOLE SOURCE	89	23,803,194
	SMALL BUSINESS SET ASIDE - TOTAL	No Preference used	NOT SOLE SOURCE	42	21,531,593
	SMALL BUSINESS SET ASIDE - TOTAL	OTHER	NOT SOLE SOURCE	2	0
	Not Selected	No Preference used	NOT SOLE SOURCE	22	14,899,268
	Not Selected	OTHER	NOT SOLE SOURCE	1	68,948
FULL AND OPEN COMPETITION Total				172	63,844,307
FULL AND OPEN COMPETITION AFTER EXCLUSION OF SOURCES	8(A) SOLE SOURCE	No Preference used	SOLE SOURCE	23	3,732,819
	8A COMPETED	No Preference used	NOT SOLE SOURCE	28	7,019,237
	HUBZONE SET-ASIDE	No Preference used	NOT SOLE SOURCE	5	975,978
	NO SET ASIDE USED.	No Preference used	NOT SOLE SOURCE	1	0
	SERVICE DISABLED VETERAN OWNED SMALL BUSINESS SET-ASIDE	No Preference used	NOT SOLE SOURCE	15	10,564,728
	SMALL BUSINESS SET ASIDE - TOTAL	No Preference used	NOT SOLE SOURCE	108	126,388,702
FULL AND OPEN COMPETITION AFTER EXCLUSION OF SOURCES Total				180	148,681,463
NOT AVAILABLE FOR COMPETITION	8(A) SOLE SOURCE	No Preference used	SOLE SOURCE	148	25,777,654
	HUBZONE SOLE SOURCE	No Preference used	SOLE SOURCE	1	239,851
	NO SET ASIDE USED.	No Preference used	NOT SOLE SOURCE	2	0
NOT AVAILABLE FOR COMPETITION Total				151	26,017,505
NOT COMPETED	NO SET ASIDE USED.	No Preference used	NOT SOLE SOURCE	2	834,617
NOT COMPETED Total				2	834,617
NOT COMPETED UNDER SAP	8(A) SOLE SOURCE	No Preference used	SOLE SOURCE	13	2,209,354
	NO SET ASIDE USED.	No Preference used	NOT SOLE SOURCE	33	121,638
NOT COMPETED UNDER SAP Total				46	2,330,992
Not Selected	Not Selected	OTHER	NOT SOLE SOURCE	3	0
Not Selected Total				3	0
Grand Total				648	251,810,892

Department: EDUCATION, DEPARTMENT OF
 Socio-Economic Category: INDIAN_TRIBE

FUNDING_DEPARTMENT_NAME	EDUCATION, DEPARTMENT OF
INDIAN_TRIBE	YES

EXTENT_COMPETED_DESCRIPTION	TYPE_OF_SET_ASIDE_DESCRIPTION	EVALUATED_PREFERENCE	SOLE_SOURCE_CATEGORY	Values	
				SB_Action	SB_\$
Grand Total					

Department: EDUCATION, DEPARTMENT OF
 Socio-Economic Category: NATIVE_HAWAIIAN_ORGANIZATION

FUNDING_DEPARTMENT_NAME	EDUCATION, DEPARTMENT OF
NATIVE_HAWAIIAN_ORGANIZATION	YES

EXTENT_COMPETED_DESCRIPTION	TYPE_OF_SET_ASIDE_DESCRIPTION	EVALUATED_PREFERENCE	SOLE_SOURCE_CATEGORY	Values	
				SB_Action	SB_\$
Grand Total					

Department: EDUCATION, DEPARTMENT OF
 Socio-Economic Category: ALASKAN_NATIVE_CORPORATION

FUNDING_DEPARTMENT_NAME	EDUCATION, DEPARTMENT OF
ALASKAN_NATIVE_CORPORATION	YES

EXTENT_COMPETED_DESCRIPTION	TYPE_OF_SET_ASIDE_DESCRIPTION	EVALUATED_PREFERENCE	SOLE_SOURCE_CATEGORY	Values	
				SB_Action	SB_\$
FULL AND OPEN COMPETITION AFTER EXCLUSION OF SOURCES	SMALL BUSINESS SET ASIDE - TOTAL	No Preference used	NOT SOLE SOURCE	2	180,333
FULL AND OPEN COMPETITION AFTER EXCLUSION OF SOURCES Total				2	180,333
NOT AVAILABLE FOR COMPETITION	8(A) SOLE SOURCE	No Preference used	SOLE SOURCE	18	7,209,210
NOT AVAILABLE FOR COMPETITION Total				18	7,209,210
NOT COMPETED UNDER SAP	8(A) SOLE SOURCE	No Preference used	SOLE SOURCE	2	5,680
NOT COMPETED UNDER SAP Total				2	5,680
Grand Total				22	7,395,223

Department: EDUCATION, DEPARTMENT OF
 Socio-Economic Category: WOSB_EDWOSB

FUNDING_DEPARTMENT_NAME	EDUCATION, DEPARTMENT OF
WOSB_EDWOSB	YES

EXTENT_COMPETED_DESCRIPTION	TYPE_OF_SET_ASIDE_DESCRIPTION	EVALUATED_PREFERENCE	Values	
			SB_Action	SB_\$
COMPETED UNDER SAP	HUBZONE SET-ASIDE	No Preference used	4	4,202,931
	NO SET ASIDE USED.	No Preference used	73	352,981
	SMALL BUSINESS SET ASIDE - TOTAL	No Preference used	16	954,648
	WOMEN OWNED SMALL BUSINESS	No Preference used	4	0
COMPETED UNDER SAP Total			97	5,510,561
COMPETITIVE DELIVERY ORDER	NO SET ASIDE USED.	No Preference used	2	-234,545
COMPETITIVE DELIVERY ORDER Total			2	-234,545
FULL AND OPEN COMPETITION	8(A) SOLE SOURCE	No Preference used	1	957,907
	HUBZONE SET-ASIDE	No Preference used	4	768,324
	NO SET ASIDE USED.	No Preference used	61	92,889,159
	SMALL BUSINESS SET ASIDE - TOTAL	No Preference used	37	11,694,848
	SMALL BUSINESS SET ASIDE - TOTAL	OTHER	7	1,771,630
	WOMEN OWNED SMALL BUSINESS	No Preference used	6	27,386
	WOMEN OWNED SMALL BUSINESS	OTHER	1	472,618
	Not Selected	No Preference used	5	269,186
	Not Selected	OTHER	11	22,892,441
FULL AND OPEN COMPETITION Total			133	131,743,498
FULL AND OPEN COMPETITION AFTER EXCLUSION OF SOURCES	8(A) SOLE SOURCE	No Preference used	1	458,486
	8A COMPETED	No Preference used	9	1,625,921
	HUBZONE SET-ASIDE	No Preference used	1	242,543
	NO SET ASIDE USED.	No Preference used	1	0
	SERVICE DISABLED VETERAN OWNED SMALL BUSINESS SET-ASIDE	No Preference used	7	0
	SMALL BUSINESS SET ASIDE - TOTAL	No Preference used	122	101,730,519
FULL AND OPEN COMPETITION AFTER EXCLUSION OF SOURCES Total			141	104,057,469
NOT AVAILABLE FOR COMPETITION	8(A) SOLE SOURCE	No Preference used	42	6,943,927
	NO SET ASIDE USED.	No Preference used	2	0
NOT AVAILABLE FOR COMPETITION Total			44	6,943,927
NOT COMPETED	NO SET ASIDE USED.	No Preference used	4	835,820
NOT COMPETED Total			4	835,820
NOT COMPETED UNDER SAP	8(A) SOLE SOURCE	No Preference used	4	791,943
	NO SET ASIDE USED.	No Preference used	24	148,651
NOT COMPETED UNDER SAP Total			28	940,594
Grand Total			449	249,797,324

FUNDING DEPARTMENT NAME		ENVIRONMENTAL PROTECTION AGENCY			
EXTENT_COMPETED_DESCRIPTION	TYPE_OF_SET_ASIDE_DESCRIPTION	EVALUATED_PREFERENCE	SOLE_SOURCE_CATEGORY	Values	SB_\$
COMPETED UNDER SAP	8A COMPETED	No Preference used	NOT SOLE SOURCE	2	0
	HUBZONE SET-ASIDE	No Preference used	NOT SOLE SOURCE	6	86,841
	NO SET ASIDE USED.	No Preference used	NOT SOLE SOURCE	321	5,387,959
	SERVICE DISABLED VETERAN OWNED SMALL BUSINESS SET-ASIDE	No Preference used	NOT SOLE SOURCE	2	253,429
	SMALL BUSINESS SET ASIDE - PARTIAL	No Preference used	NOT SOLE SOURCE	10	1,038,193
	SMALL BUSINESS SET ASIDE - TOTAL	No Preference used	NOT SOLE SOURCE	299	6,840,318
	Not Selected	No Preference used	NOT SOLE SOURCE	12	1,014,098
COMPETED UNDER SAP Total				652	14,620,837
COMPETITIVE DELIVERY ORDER	SMALL BUSINESS SET ASIDE - TOTAL	No Preference used	NOT SOLE SOURCE	14	-1,745
COMPETITIVE DELIVERY ORDER Total				14	-1,745
FULL AND OPEN COMPETITION	8(A) SOLE SOURCE	No Preference used	SOLE SOURCE	3	39,772
	8A COMPETED	No Preference used	NOT SOLE SOURCE	14	4,903,183
	HUBZONE SET-ASIDE	No Preference used	NOT SOLE SOURCE	8	1,451,141
	NO SET ASIDE USED.	HUBZone Price Evaluation Preference	NOT SOLE SOURCE	1	15,766,428
	NO SET ASIDE USED.	No Preference used	NOT SOLE SOURCE	736	59,574,374
	SMALL BUSINESS SET ASIDE - PARTIAL	No Preference used	NOT SOLE SOURCE	3	0
	SMALL BUSINESS SET ASIDE - TOTAL	No Preference used	NOT SOLE SOURCE	150	14,405,401
	SMALL BUSINESS SET ASIDE - TOTAL	OTHER	NOT SOLE SOURCE	13	1,174,687
	WOMEN OWNED SMALL BUSINESS SOLE SOURCE	No Preference used	SOLE SOURCE	1	963
	Not Selected	No Preference used	NOT SOLE SOURCE	99	4,395,723
	Not Selected	OTHER	NOT SOLE SOURCE	36	2,892,203
FULL AND OPEN COMPETITION Total				1,064	104,603,875
FULL AND OPEN COMPETITION AFTER EXCLUSION OF SOURCES	8(A) SOLE SOURCE	No Preference used	SOLE SOURCE	62	3,251,088
	8A COMPETED	No Preference used	NOT SOLE SOURCE	550	75,353,145
	HUBZONE SET-ASIDE	No Preference used	NOT SOLE SOURCE	7	-4,592,831
	NO SET ASIDE USED.	No Preference used	NOT SOLE SOURCE	6	84,077
	SERVICE DISABLED VETERAN OWNED SMALL BUSINESS SET-ASIDE	No Preference used	NOT SOLE SOURCE	147	19,801,202
	SMALL BUSINESS SET ASIDE - PARTIAL	No Preference used	NOT SOLE SOURCE	147	4,861,173
	SMALL BUSINESS SET ASIDE - TOTAL	No Preference used	NOT SOLE SOURCE	2,887	389,351,298
	WOMEN OWNED SMALL BUSINESS	No Preference used	NOT SOLE SOURCE	20	1,111,587
	Not Selected	No Preference used	NOT SOLE SOURCE	7	43,587
FULL AND OPEN COMPETITION AFTER EXCLUSION OF SOURCES Total				3,833	489,264,327
NON-COMPETITIVE DELIVERY ORDER	SMALL BUSINESS SET ASIDE - TOTAL	No Preference used	NOT SOLE SOURCE	1	-316
NON-COMPETITIVE DELIVERY ORDER Total				1	-316
NOT AVAILABLE FOR COMPETITION	8(A) SOLE SOURCE	No Preference used	SOLE SOURCE	530	47,803,718
	8(A) SOLE SOURCE	OTHER	SOLE SOURCE	1	-1,873
	HUBZONE SOLE SOURCE	No Preference used	SOLE SOURCE	7	862,336
	NO SET ASIDE USED.	No Preference used	NOT SOLE SOURCE	20	45,043
	SMALL BUSINESS SET ASIDE - TOTAL	OTHER	NOT SOLE SOURCE	1	744,201
	WOMEN OWNED SMALL BUSINESS SOLE SOURCE	No Preference used	SOLE SOURCE	1	300,000
NOT AVAILABLE FOR COMPETITION Total				560	49,753,425
NOT COMPETED	NO SET ASIDE USED.	No Preference used	NOT SOLE SOURCE	98	3,296,603
NOT COMPETED Total				98	3,296,603
NOT COMPETED UNDER SAP	8(A) SOLE SOURCE	No Preference used	SOLE SOURCE	66	4,957,697
	NO SET ASIDE USED.	No Preference used	NOT SOLE SOURCE	192	3,087,025
	Not Selected	No Preference used	NOT SOLE SOURCE	7	421,459
NOT COMPETED UNDER SAP Total				265	8,466,181
Not Selected	NO SET ASIDE USED.	No Preference used	NOT SOLE SOURCE	33	1,096,441
	SMALL BUSINESS SET ASIDE - PARTIAL	No Preference used	NOT SOLE SOURCE	6	551
	SMALL BUSINESS SET ASIDE - TOTAL	No Preference used	NOT SOLE SOURCE	142	2,390,429
	Not Selected	OTHER	NOT SOLE SOURCE	19	0
Not Selected Total				200	3,487,422
Grand Total				6,687	673,490,609

FUNDING DEPARTMENT NAME		ENVIRONMENTAL PROTECTION AGENCY			
SRDVOB_FLAG		YES			
EXTENT_COMPETED_DESCRIPTION	TYPE_OF_SET_ASIDE_DESCRIPTION	EVALUATED_PREFERENCE	SOLE_SOURCE_CATEGORY	Values	SB_5
COMPETED UNDER SAP	NO SET ASIDE USED.	No Preference used	NOT SOLE SOURCE	14	79,577
	SERVICE DISABLED VETERAN OWNED SMALL BUSINESS SET-ASIDE	No Preference used	NOT SOLE SOURCE	2	253,429
	SMALL BUSINESS SET ASIDE - TOTAL	No Preference used	NOT SOLE SOURCE	15	334,157
COMPETED UNDER SAP Total				31	667,162
FULL AND OPEN COMPETITION	HUBZONE SET-ASIDE	No Preference used	NOT SOLE SOURCE	5	1,451,141
	NO SET ASIDE USED.	No Preference used	NOT SOLE SOURCE	36	6,642,224
	SMALL BUSINESS SET ASIDE - TOTAL	No Preference used	NOT SOLE SOURCE	6	58,985
	Not Selected	No Preference used	NOT SOLE SOURCE	18	228,755
FULL AND OPEN COMPETITION Total				65	8,381,105
FULL AND OPEN COMPETITION AFTER EXCLUSION OF SOURCES	8(A) SOLE SOURCE	No Preference used	SOLE SOURCE	11	702,182
	8A COMPETED	No Preference used	NOT SOLE SOURCE	11	3,828,530
	HUBZONE SET-ASIDE	No Preference used	NOT SOLE SOURCE	2	85,089
	SERVICE DISABLED VETERAN OWNED SMALL BUSINESS SET-ASIDE	No Preference used	NOT SOLE SOURCE	147	19,801,202
	SMALL BUSINESS SET ASIDE - TOTAL	No Preference used	NOT SOLE SOURCE	141	32,624,430
FULL AND OPEN COMPETITION AFTER EXCLUSION OF SOURCES Total				312	57,041,434
NOT AVAILABLE FOR COMPETITION	8(A) SOLE SOURCE	No Preference used	SOLE SOURCE	46	7,223,588
NOT AVAILABLE FOR COMPETITION Total				46	7,223,588
NOT COMPETED	NO SET ASIDE USED.	No Preference used	NOT SOLE SOURCE	2	-
NOT COMPETED Total				2	-
NOT COMPETED UNDER SAP	8(A) SOLE SOURCE	No Preference used	SOLE SOURCE	7	814,962
	NO SET ASIDE USED.	No Preference used	NOT SOLE SOURCE	3	159,614
NOT COMPETED UNDER SAP Total				10	974,576
Not Selected	Not Selected	OTHER	NOT SOLE SOURCE	1	-
Not Selected Total				1	-
Grand Total				467	74,287,865

FUNDING DEPARTMENT NAME		ENVIRONMENTAL PROTECTION AGENCY			
HubZone_FLAG		YES			
EXTENT_COMPETED_DESCRIPTION	TYPE_OF_SET_ASIDE_DESCRIPTION	EVALUATED_PREFERENCE	SOLE_SOURCE_CATEGORY	Values	
				SB_Action	SB_\$
COMPETED UNDER SAP	HUBZONE SET-ASIDE	No Preference used	NOT SOLE SOURCE	6	86,841
	NO SET ASIDE USED.	No Preference used	NOT SOLE SOURCE	4	76,247
	SMALL BUSINESS SET ASIDE - TOTAL	No Preference used	NOT SOLE SOURCE	3	-1,250
	Not Selected	No Preference used	NOT SOLE SOURCE	12	1,014,098
COMPETED UNDER SAP Total				25	1,175,936
FULL AND OPEN COMPETITION	8(A) SOLE SOURCE	No Preference used	SOLE SOURCE	3	39,772
	8A COMPETED	No Preference used	NOT SOLE SOURCE	6	1,066,618
	HUBZONE SET-ASIDE	No Preference used	NOT SOLE SOURCE	8	1,451,141
	NO SET ASIDE USED.	HUBZone Price Evaluation Preference	NOT SOLE SOURCE	1	15,766,428
	NO SET ASIDE USED.	No Preference used	NOT SOLE SOURCE	27	3,923,478
	SMALL BUSINESS SET ASIDE - TOTAL	No Preference used	NOT SOLE SOURCE	4	90,251
	Not Selected	No Preference used	NOT SOLE SOURCE	1	41,398
FULL AND OPEN COMPETITION Total				50	22,379,085
FULL AND OPEN COMPETITION AFTER EXCLUSION OF SOURCES	8A COMPETED	No Preference used	NOT SOLE SOURCE	48	5,094,665
	HUBZONE SET-ASIDE	No Preference used	NOT SOLE SOURCE	7	-4,592,831
	SMALL BUSINESS SET ASIDE - TOTAL	No Preference used	NOT SOLE SOURCE	69	7,966,551
FULL AND OPEN COMPETITION AFTER EXCLUSION OF SOURCES Total				124	8,468,385
NOT AVAILABLE FOR COMPETITION	8(A) SOLE SOURCE	No Preference used	SOLE SOURCE	41	3,239,902
	HUBZONE SOLE SOURCE	No Preference used	SOLE SOURCE	7	862,336
NOT AVAILABLE FOR COMPETITION Total				48	4,102,237
NOT COMPETED	NO SET ASIDE USED.	No Preference used	NOT SOLE SOURCE	1	196,870
NOT COMPETED Total				1	196,870
NOT COMPETED UNDER SAP	8(A) SOLE SOURCE	No Preference used	SOLE SOURCE	7	572,680
	NO SET ASIDE USED.	No Preference used	NOT SOLE SOURCE	2	18,020
	Not Selected	No Preference used	NOT SOLE SOURCE	4	361,899
NOT COMPETED UNDER SAP Total				13	952,599
Not Selected	Not Selected	OTHER	NOT SOLE SOURCE	2	0
Not Selected Total				2	0
Grand Total				263	37,275,112

Department: ENVIRONMENTAL PROTECTION AGENCY
 Socio-Economic Category: SDB

FUNDING DEPARTMENT NAME		ENVIRONMENTAL PROTECTION AGENCY			
SDB		YES			
EXTENT_COMPETED_DESCRIPTION	TYPE_OF_SET_ASIDE_DESCRIPTION	EVALUATED_PREFERENCE	SOLE_SOURCE_CATEGORY	Values	
				SB_Action	SB_\$
COMPETED UNDER SAP	8A COMPETED	No Preference used	NOT SOLE SOURCE	2	0
	NO SET ASIDE USED.	No Preference used	NOT SOLE SOURCE	82	991,439
	SMALL BUSINESS SET ASIDE - TOTAL	No Preference used	NOT SOLE SOURCE	83	2,647,949
COMPETED UNDER SAP Total				167	3,639,389
COMPETITIVE DELIVERY ORDER	SMALL BUSINESS SET ASIDE - TOTAL	No Preference used	NOT SOLE SOURCE	8	0
COMPETITIVE DELIVERY ORDER Total				8	0
FULL AND OPEN COMPETITION	8(A) SOLE SOURCE	No Preference used	SOLE SOURCE	3	39,772
	8A COMPETED	No Preference used	NOT SOLE SOURCE	14	4,903,183
	HUBZONE SET-ASIDE	No Preference used	NOT SOLE SOURCE	7	1,451,141
	NO SET ASIDE USED.	No Preference used	NOT SOLE SOURCE	244	24,374,027
	SMALL BUSINESS SET ASIDE - TOTAL	No Preference used	NOT SOLE SOURCE	79	9,688,442
	SMALL BUSINESS SET ASIDE - TOTAL	OTHER	NOT SOLE SOURCE	4	876,933
	Not Selected	No Preference used	NOT SOLE SOURCE	9	1,214,728
	Not Selected	OTHER	NOT SOLE SOURCE	5	931,351
FULL AND OPEN COMPETITION Total				365	43,479,577
FULL AND OPEN COMPETITION AFTER EXCLUSION OF SOURCES	8(A) SOLE SOURCE	No Preference used	SOLE SOURCE	62	3,251,088
	8A COMPETED	No Preference used	NOT SOLE SOURCE	550	75,353,145
	HUBZONE SET-ASIDE	No Preference used	NOT SOLE SOURCE	5	128,183
	NO SET ASIDE USED.	No Preference used	NOT SOLE SOURCE	6	84,077
	SERVICE DISABLED VETERAN OWNED SMALL BUSINESS SET-ASIDE	No Preference used	NOT SOLE SOURCE	42	11,629,416
	SMALL BUSINESS SET ASIDE - PARTIAL	No Preference used	NOT SOLE SOURCE	23	1,842,148
	SMALL BUSINESS SET ASIDE - TOTAL	No Preference used	NOT SOLE SOURCE	348	39,405,419
	WOMEN OWNED SMALL BUSINESS	No Preference used	NOT SOLE SOURCE	19	1,026,728
FULL AND OPEN COMPETITION AFTER EXCLUSION OF SOURCES Total				1,055	132,720,205
NOT AVAILABLE FOR COMPETITION	8(A) SOLE SOURCE	No Preference used	SOLE SOURCE	530	47,803,718
	8(A) SOLE SOURCE	OTHER	SOLE SOURCE	1	-1,873
	HUBZONE SOLE SOURCE	No Preference used	SOLE SOURCE	7	862,336
	NO SET ASIDE USED.	No Preference used	NOT SOLE SOURCE	14	6,872
	SMALL BUSINESS SET ASIDE - TOTAL	OTHER	NOT SOLE SOURCE	1	744,201
	WOMEN OWNED SMALL BUSINESS SOLE SOURCE	No Preference used	SOLE SOURCE	1	300,000
NOT AVAILABLE FOR COMPETITION Total				554	49,715,254
NOT COMPETED	NO SET ASIDE USED.	No Preference used	NOT SOLE SOURCE	20	1,580,809
NOT COMPETED Total				20	1,580,809
NOT COMPETED UNDER SAP	8(A) SOLE SOURCE	No Preference used	SOLE SOURCE	66	4,957,697
	NO SET ASIDE USED.	No Preference used	NOT SOLE SOURCE	24	554,647
	Not Selected	No Preference used	NOT SOLE SOURCE	1	45,000
NOT COMPETED UNDER SAP Total				91	5,557,344
Not Selected	Not Selected	OTHER	NOT SOLE SOURCE	6	0
Not Selected Total				6	0
Grand Total				2,266	236,692,578

FUNDING DEPARTMENT NAME	ENVIRONMENTAL PROTECTION AGENCY
INDIAN TRIBE	YES

EXTENT_COMPETED_DESCRIPTION	TYPE_OF_SET_ASIDE_DESCRIPTION	EVALUATED_PREFERENCE	SOLE_SOURCE_CATEGORY	Values	
				SB_Action	SB_\$
FULL AND OPEN COMPETITION AFTER EXCLUSION OF SOURCES	8A COMPETED	No Preference used	NOT SOLE SOURCE	39	4,187,677
	SMALL BUSINESS SET ASIDE - TOTAL	No Preference used	NOT SOLE SOURCE	4	1,152,007
FULL AND OPEN COMPETITION AFTER EXCLUSION OF SOURCES Total				43	5,339,684
NOT AVAILABLE FOR COMPETITION	8(A) SOLE SOURCE	No Preference used	SOLE SOURCE	15	1,515,863
	NO SET ASIDE USED.	No Preference used	NOT SOLE SOURCE	9	602,481
NOT AVAILABLE FOR COMPETITION Total				24	2,118,344
NOT COMPETED	NO SET ASIDE USED.	No Preference used	NOT SOLE SOURCE	9	737,954
NOT COMPETED Total				9	737,954
Grand Total				76	8,195,982

Department: ENVIRONMENTAL PROTECTION AGENCY
 Socio-Economic Category: NATIVE_HAWAIIAN_ORGANIZATION

FUNDING DEPARTMENT NAME	ENVIRONMENTAL PROTECTION AGENCY
NATIVE HAWAIIAN ORGANIZATION	YES

EXTENT_COMPETED_DESCRIPTION	TYPE_OF_SET_ASIDE_DESCRIPTION	EVALUATED_PREFERENCE	SOLE_SOURCE_CATEGORY	Values	
				SB_Action	SB_\$
FULL AND OPEN COMPETITION AFTER EXCLUSION OF SOURCES	8A COMPETED	No Preference used	NOT SOLE SOURCE	5	1,037,695
	SMALL BUSINESS SET ASIDE - TOTAL	No Preference used	NOT SOLE SOURCE	1	25,000
FULL AND OPEN COMPETITION AFTER EXCLUSION OF SOURCES Total				6	1,062,695
Grand Total				6	1,062,695

Department: ENVIRONMENTAL PROTECTION AGENCY
 Socio-Economic Category: ALASKAN_NATIVE_CORPORATION

FUNDING DEPARTMENT NAME	ENVIRONMENTAL PROTECTION AGENCY
ALASKAN NATIVE CORPORATION	YES

EXTENT_COMPETED_DESCRIPTION	TYPE_OF_SET_ASIDE_DESCRIPTION	EVALUATED_PREFERENCE	SOLE_SOURCE_CATEGORY	Values	
				SB_Action	SB_\$
FULL AND OPEN COMPETITION	NO SET ASIDE USED.	No Preference used	NOT SOLE SOURCE	5	3,288,630
FULL AND OPEN COMPETITION Total				5	3,288,630
FULL AND OPEN COMPETITION AFTER EXCLUSION OF SOURCES	8A COMPETED	No Preference used	NOT SOLE SOURCE	346	48,745,882
	SMALL BUSINESS SET ASIDE - TOTAL	No Preference used	NOT SOLE SOURCE	31	7,679,920
FULL AND OPEN COMPETITION AFTER EXCLUSION OF SOURCES Total				377	56,425,802
NOT AVAILABLE FOR COMPETITION	8(A) SOLE SOURCE	No Preference used	SOLE SOURCE	71	11,573,260
NOT AVAILABLE FOR COMPETITION Total				71	11,573,260
NOT COMPETED UNDER SAP	8(A) SOLE SOURCE	No Preference used	SOLE SOURCE	11	2,325,399
NOT COMPETED UNDER SAP Total				11	2,325,399
Grand Total				464	73,613,090

Department: ENVIRONMENTAL PROTECTION AGENCY
 Socio-Economic Category: WOSB_EDWOSB

FUNDING DEPARTMENT NAME	ENVIRONMENTAL PROTECTION AGENCY
WOSB_EDWOSB	YES

EXTENT_COMPETED_DESCRIPTION	TYPE_OF_SET_ASIDE_DESCRIPTION	EVALUATED_PREFERENCE	Values	
			SB_Action	SB_\$
COMPETED UNDER SAP	HUBZONE SET-ASIDE	No Preference used	4	54,611
	NO SET ASIDE USED.	No Preference used	56	572,762
	SMALL BUSINESS SET ASIDE - TOTAL	No Preference used	103	2,503,338
COMPETED UNDER SAP Total			163	3,130,711
FULL AND OPEN COMPETITION	8(A) SOLE SOURCE	No Preference used	3	39,772
	8A COMPETED	No Preference used	6	1,066,618
	NO SET ASIDE USED.	No Preference used	186	9,749,630
	SMALL BUSINESS SET ASIDE - PARTIAL	No Preference used	3	0
	SMALL BUSINESS SET ASIDE - TOTAL	No Preference used	48	6,135,752
	SMALL BUSINESS SET ASIDE - TOTAL	OTHER	5	1,075,911
	WOMEN OWNED SMALL BUSINESS SOLE SOURCE	No Preference used	1	963
	Not Selected	No Preference used	29	785,388
	Not Selected	OTHER	7	3,698
FULL AND OPEN COMPETITION Total			288	18,857,732
FULL AND OPEN COMPETITION AFTER EXCLUSION OF SOURCES	8(A) SOLE SOURCE	No Preference used	49	1,787,296
	8A COMPETED	No Preference used	45	2,662,080
	HUBZONE SET-ASIDE	No Preference used	3	43,094
	SERVICE DISABLED VETERAN OWNED SMALL BUSINESS SET-ASIDE	No Preference used	2	0
	SMALL BUSINESS SET ASIDE - TOTAL	No Preference used	371	36,918,897
	WOMEN OWNED SMALL BUSINESS	No Preference used	20	1,111,587
	Not Selected	No Preference used	7	43,587
FULL AND OPEN COMPETITION AFTER EXCLUSION OF SOURCES Total			497	42,566,541
NOT AVAILABLE FOR COMPETITION	8(A) SOLE SOURCE	No Preference used	264	19,849,941
	8(A) SOLE SOURCE	OTHER	1	-1,873
	HUBZONE SOLE SOURCE	No Preference used	1	63,175
	NO SET ASIDE USED.	No Preference used	7	-580,609
	SMALL BUSINESS SET ASIDE - TOTAL	OTHER	1	744,201
	WOMEN OWNED SMALL BUSINESS SOLE SOURCE	No Preference used	1	300,000
NOT AVAILABLE FOR COMPETITION Total			275	20,374,835
NOT COMPETED	NO SET ASIDE USED.	No Preference used	13	281,724
NOT COMPETED Total			13	281,724
NOT COMPETED UNDER SAP	8(A) SOLE SOURCE	No Preference used	25	1,314,413
	NO SET ASIDE USED.	No Preference used	22	39,308
NOT COMPETED UNDER SAP Total			47	1,353,720
Not Selected	SMALL BUSINESS SET ASIDE - TOTAL	No Preference used	9	-1,947,553
	Not Selected	OTHER	5	0
Not Selected Total			14	-1,947,553
Grand Total			1,297	84,617,711

FUNDING DEPARTMENT NAME		GENERAL SERVICES ADMINISTRATION		Values	
EXTENT_COMPETED_DESCRIPTION	TYPE_OF_SET_ASIDE_DESCRIPTION	EVALUATED_PREFERENCE	SOLE_SOURCE_CATEGORY	SB_Action	SB_\$
COMPETED UNDER SAP	8(A) SOLE SOURCE	No Preference used	SOLE SOURCE	1	7,428
	8A COMPETED	No Preference used	NOT SOLE SOURCE	45	3,485,203
	ECONOMICALLY DISADVANTAGED WOMEN OWNED SMALL BUSINESS	No Preference used	NOT SOLE SOURCE	3	718,011
	HURZONE SET-ASIDE	No Preference used	NOT SOLE SOURCE	11	1,322,509
	NO SET ASIDE USED.	No Preference used	NOT SOLE SOURCE	617	6,788,195
	SERVICE DISABLED VETERAN OWNED SMALL BUSINESS SET-ASIDE	No Preference used	NOT SOLE SOURCE	71	648,079
	SMALL BUSINESS SET ASIDE - PARTIAL	No Preference used	NOT SOLE SOURCE	1	19,509
	SMALL BUSINESS SET ASIDE - TOTAL	No Preference used	NOT SOLE SOURCE	3,972	37,432,762
	WOMEN OWNED SMALL BUSINESS	No Preference used	NOT SOLE SOURCE	24	1,661,110
	Not Selected	No Preference used	NOT SOLE SOURCE	13	757,785
COMPETED UNDER SAP Total				4,758	52,840,592
COMPETITIVE DELIVERY ORDER	NO SET ASIDE USED.	No Preference used	NOT SOLE SOURCE	1	396,286
	Not Selected	No Preference used	NOT SOLE SOURCE	1	0
COMPETITIVE DELIVERY ORDER Total				2	396,286
FULL AND OPEN COMPETITION	8(A) SOLE SOURCE	No Preference used	SOLE SOURCE	6	346,853
	8(A) SOLE SOURCE	OTHER	SOLE SOURCE	22	0
	8A COMPETED	No Preference used	NOT SOLE SOURCE	39	4,151,399
	ECONOMICALLY DISADVANTAGED WOMEN OWNED SMALL BUSINESS	No Preference used	NOT SOLE SOURCE	1	235,072
	HURZONE SET-ASIDE	No Preference used	NOT SOLE SOURCE	6	602,484
	HURZONE SET-ASIDE	OTHER	NOT SOLE SOURCE	1	249,717
	NO SET ASIDE USED.	HURZone Price Evaluation Preference	NOT SOLE SOURCE	11	259,955
	NO SET ASIDE USED.	No Preference used	NOT SOLE SOURCE	66,869	540,494,304
	NO SET ASIDE USED.	OTHER	NOT SOLE SOURCE	2	0
	SERVICE DISABLED VETERAN OWNED SMALL BUSINESS SET-ASIDE	No Preference used	NOT SOLE SOURCE	40	34,552,495
	SMALL BUSINESS SET ASIDE - TOTAL	No Preference used	NOT SOLE SOURCE	321	37,498,151
	SMALL BUSINESS SET ASIDE - TOTAL	OTHER	NOT SOLE SOURCE	10	179,016
	WOMEN OWNED SMALL BUSINESS	No Preference used	NOT SOLE SOURCE	10	2,503,476
	Not Selected	No Preference used	NOT SOLE SOURCE	1,474	54,550,566
	Not Selected	OTHER	NOT SOLE SOURCE	2,428	4,637,915
FULL AND OPEN COMPETITION Total				71,240	670,261,402
FULL AND OPEN COMPETITION AFTER EXCLUSION OF SOURCES	8(A) SOLE SOURCE	No Preference used	SOLE SOURCE	27	4,975,283
	8A COMPETED	No Preference used	NOT SOLE SOURCE	1,592	122,683,635
	ECONOMICALLY DISADVANTAGED WOMEN OWNED SMALL BUSINESS	No Preference used	NOT SOLE SOURCE	23	5,104,115
	HURZONE SET-ASIDE	No Preference used	NOT SOLE SOURCE	195	27,453,420
	NO SET ASIDE USED.	No Preference used	NOT SOLE SOURCE	50	2,896,857
	SDVOSB SOLE SOURCE	No Preference used	SOLE SOURCE	2	910,916
	SERVICE DISABLED VETERAN OWNED SMALL BUSINESS SET-ASIDE	No Preference used	NOT SOLE SOURCE	695	74,960,333
	SMALL BUSINESS SET ASIDE - PARTIAL	No Preference used	NOT SOLE SOURCE	390	20,337,663
	SMALL BUSINESS SET ASIDE - TOTAL	No Preference used	NOT SOLE SOURCE	9,962	476,054,312
	SMALL BUSINESS SET ASIDE - TOTAL	OTHER	NOT SOLE SOURCE	6	0
	WOMEN OWNED SMALL BUSINESS	No Preference used	NOT SOLE SOURCE	140	12,018,259
	Not Selected	No Preference used	NOT SOLE SOURCE	15	0
FULL AND OPEN COMPETITION AFTER EXCLUSION OF SOURCES Total				13,097	747,394,792
NON-COMPETITIVE DELIVERY ORDER	Not Selected	OTHER	NOT SOLE SOURCE	1	0
NON-COMPETITIVE DELIVERY ORDER Total				1	0
NOT AVAILABLE FOR COMPETITION	8(A) SOLE SOURCE	No Preference used	SOLE SOURCE	2,531	248,773,497
	8(A) SOLE SOURCE	OTHER	SOLE SOURCE	143	8,395
	8A COMPETED	No Preference used	NOT SOLE SOURCE	1	0
	HURZONE SOLE SOURCE	No Preference used	SOLE SOURCE	3	34,000
	NO SET ASIDE USED.	No Preference used	NOT SOLE SOURCE	332	34,242,781
	SDVOSB SOLE SOURCE	No Preference used	SOLE SOURCE	2	270,171
	WOMEN OWNED SMALL BUSINESS SOLE SOURCE	No Preference used	SOLE SOURCE	4	386,727
	Not Selected	OTHER	NOT SOLE SOURCE	11	802,461
NOT AVAILABLE FOR COMPETITION Total				3,027	284,508,033
NOT COMPETED	NO SET ASIDE USED.	No Preference used	NOT SOLE SOURCE	405	37,361,386
NOT COMPETED Total				405	37,361,386
NOT COMPETED UNDER SAP	8(A) SOLE SOURCE	No Preference used	SOLE SOURCE	761	22,963,851
	HURZONE SOLE SOURCE	No Preference used	SOLE SOURCE	4	226,100
	NO SET ASIDE USED.	No Preference used	NOT SOLE SOURCE	633	12,046,715
	SDVOSB SOLE SOURCE	No Preference used	SOLE SOURCE	18	302,615
	WOMEN OWNED SMALL BUSINESS SOLE SOURCE	No Preference used	SOLE SOURCE	6	98,259
	Not Selected	No Preference used	NOT SOLE SOURCE	1	1,287,000
NOT COMPETED UNDER SAP Total				1,423	36,924,541
Not Selected	Not Selected	No Preference used	NOT SOLE SOURCE	1	0
	Not Selected	OTHER	NOT SOLE SOURCE	225	1,461,692
Not Selected Total				226	1,461,692
Grand Total				94,179	1,831,148,724

Department: GENERAL SERVICES ADMINISTRATION
 Socio-Economic Category: SRDVOB_FLAG

FUNDING DEPARTMENT NAME		GENERAL SERVICES ADMINISTRATION			
SRDVOB_FLAG		YES			
EXTENT_COMPETED_DESCRIPTION	TYPE_OF_SET_ASIDE_DESCRIPTION	EVALUATED_PREFERENCE	SOLE_SOURCE_CATEGORY	Values	SB_\$
COMPETED UNDER SAP	8A COMPLETED	No Preference used	NOT SOLE SOURCE	7	37,570
	NO SET ASIDE USED.	No Preference used	NOT SOLE SOURCE	16	299,246
	SERVICE DISABLED VETERAN OWNED SMALL BUSINESS SET-ASIDE	No Preference used	NOT SOLE SOURCE	71	648,079
	SMALL BUSINESS SET ASIDE - TOTAL	No Preference used	NOT SOLE SOURCE	108	2,548,747
	Not Selected	No Preference used	NOT SOLE SOURCE	2	93,154
COMPETED UNDER SAP Total				204	3,626,796
FULL AND OPEN COMPETITION	8A COMPLETED	No Preference used	NOT SOLE SOURCE	17	(175,910)
	NO SET ASIDE USED.	No Preference used	NOT SOLE SOURCE	7,310	41,041,728
	SERVICE DISABLED VETERAN OWNED SB SET-ASIDE	No Preference used	NOT SOLE SOURCE	36	24,552,495
	SMALL BUSINESS SET ASIDE - TOTAL	No Preference used	NOT SOLE SOURCE	33	7,527,992
	Not Selected	No Preference used	NOT SOLE SOURCE	136	3,274,307
	Not Selected	OTHER	NOT SOLE SOURCE	162	151,890
FULL AND OPEN COMPETITION Total				7,694	76,372,503
FULL AND OPEN COMPETITION AFTER EXCLUSION OF SOURCES	8(A) SOLE SOURCE	No Preference used	SOLE SOURCE	2	517,396
	8A COMPLETED	No Preference used	NOT SOLE SOURCE	82	3,909,442
	HURZONE SET-ASIDE	No Preference used	NOT SOLE SOURCE	25	8,493,534
	NO SET ASIDE USED.	No Preference used	NOT SOLE SOURCE	3	1,047,740
	SDVOSB SOLE SOURCE	No Preference used	SOLE SOURCE	2	910,916
	SERVICE DISABLED VETERAN OWNED SMALL BUSINESS SET-ASIDE	No Preference used	NOT SOLE SOURCE	695	74,960,333
	SMALL BUSINESS SET ASIDE - TOTAL	No Preference used	NOT SOLE SOURCE	658	42,026,406
	WOMEN OWNED SMALL BUSINESS	No Preference used	NOT SOLE SOURCE	1	530,623
FULL AND OPEN COMPETITION AFTER EXCLUSION OF SOURCES Total				1,468	132,396,390
NOT AVAILABLE FOR COMPETITION	8(A) SOLE SOURCE	No Preference used	SOLE SOURCE	319	40,029,590
	8(A) SOLE SOURCE	OTHER	SOLE SOURCE	3	-
	NO SET ASIDE USED.	No Preference used	NOT SOLE SOURCE	48	2,913,041
	SDVOSB SOLE SOURCE	No Preference used	SOLE SOURCE	2	270,171
NOT AVAILABLE FOR COMPETITION Total				372	43,212,803
NOT COMPETED	NO SET ASIDE USED.	No Preference used	NOT SOLE SOURCE	41	6,041,922
NOT COMPETED Total				41	6,041,922
NOT COMPETED UNDER SAP	8(A) SOLE SOURCE	No Preference used	SOLE SOURCE	68	2,055,274
	NO SET ASIDE USED.	No Preference used	NOT SOLE SOURCE	60	1,393,596
	SDVOSB SOLE SOURCE	No Preference used	SOLE SOURCE	18	302,615
NOT COMPETED UNDER SAP Total				146	3,751,486
Not Selected	Not Selected	No Preference used	NOT SOLE SOURCE	1	-
	Not Selected	OTHER	NOT SOLE SOURCE	7	-
Not Selected Total				8	-
Grand Total				9,933	265,401,899

FUNDING DEPARTMENT NAME		GENERAL SERVICES ADMINISTRATION			
HubZone_FLAG		YES			
EXTENT_COMPETED_DESCRIPTION	TYPE_OF_SET_ASIDE_DESCRIPTION	EVALUATED_PREFERENCE	SOLE_SOURCE_CATEGORY	Values	
				SB_Action	SB_\$
COMPETED UNDER SAP	8A COMPETED	No Preference used	NOT SOLE SOURCE	1	0
	HUBZONE SET-ASIDE	No Preference used	NOT SOLE SOURCE	11	1,322,509
	NO SET ASIDE USED.	No Preference used	NOT SOLE SOURCE	17	178,961
	SMALL BUSINESS SET ASIDE - TOTAL	No Preference used	NOT SOLE SOURCE	53	1,010,076
	WOMEN OWNED SMALL BUSINESS	No Preference used	NOT SOLE SOURCE	3	913,739
	Not Selected	No Preference used	NOT SOLE SOURCE	8	548,826
COMPETED UNDER SAP Total				93	3,974,111
COMPETITIVE DELIVERY ORDER	NO SET ASIDE USED.	No Preference used	NOT SOLE SOURCE	1	396,286
COMPETITIVE DELIVERY ORDER Total				1	396,286
FULL AND OPEN COMPETITION	8(A) SOLE SOURCE	No Preference used	SOLE SOURCE	2	0
	8A COMPETED	No Preference used	NOT SOLE SOURCE	2	865,000
	HUBZONE SET-ASIDE	No Preference used	NOT SOLE SOURCE	6	602,484
	NO SET ASIDE USED.	HUBZone Price Evaluation Preference	NOT SOLE SOURCE	11	259,955
	NO SET ASIDE USED.	No Preference used	NOT SOLE SOURCE	3,419	40,445,240
	SERVICE DISABLED VETERAN OWNED SMALL BUSINESS SET-ASIDE	No Preference used	NOT SOLE SOURCE	2	746,729
	SMALL BUSINESS SET ASIDE - TOTAL	No Preference used	NOT SOLE SOURCE	10	2,780,497
	Not Selected	No Preference used	NOT SOLE SOURCE	113	3,363,685
	Not Selected	OTHER	NOT SOLE SOURCE	93	748,714
FULL AND OPEN COMPETITION Total				3,658	49,812,305
FULL AND OPEN COMPETITION AFTER EXCLUSION OF SOURCES	8A COMPETED	No Preference used	NOT SOLE SOURCE	123	10,869,324
	HUBZONE SET-ASIDE	No Preference used	NOT SOLE SOURCE	195	27,453,420
	NO SET ASIDE USED.	No Preference used	NOT SOLE SOURCE	9	848,513
	SERVICE DISABLED VETERAN OWNED SMALL BUSINESS SET-ASIDE	No Preference used	NOT SOLE SOURCE	32	7,466,352
	SMALL BUSINESS SET ASIDE - TOTAL	No Preference used	NOT SOLE SOURCE	522	22,506,202
	WOMEN OWNED SMALL BUSINESS	No Preference used	NOT SOLE SOURCE	2	1,234,059
FULL AND OPEN COMPETITION AFTER EXCLUSION OF SOURCES Total				883	70,377,869
NOT AVAILABLE FOR COMPETITION	8(A) SOLE SOURCE	No Preference used	SOLE SOURCE	481	46,572,622
	8(A) SOLE SOURCE	OTHER	SOLE SOURCE	5	8,395
	HUBZONE SOLE SOURCE	No Preference used	SOLE SOURCE	3	24,000
	NO SET ASIDE USED.	No Preference used	NOT SOLE SOURCE	65	7,008,672
	Not Selected	OTHER	NOT SOLE SOURCE	7	802,461
NOT AVAILABLE FOR COMPETITION Total				561	54,416,151
NOT COMPETED	NO SET ASIDE USED.	No Preference used	NOT SOLE SOURCE	24	813,099
NOT COMPETED Total				24	813,099
NOT COMPETED UNDER SAP	8(A) SOLE SOURCE	No Preference used	SOLE SOURCE	130	5,965,627
	HUBZONE SOLE SOURCE	No Preference used	SOLE SOURCE	4	226,100
	NO SET ASIDE USED.	No Preference used	NOT SOLE SOURCE	45	1,770,251
NOT COMPETED UNDER SAP Total				179	7,961,978
Not Selected	Not Selected	OTHER	NOT SOLE SOURCE	10	0
Not Selected Total				10	0
Grand Total				5,409	187,751,799

FUNDING DEPARTMENT NAME		GENERAL SERVICES ADMINISTRATION		Values	
SDB		YES		SB_Action	SB_\$
EXTENT_COMPETED_DESCRIPTION	TYPE_OF_SET_ASIDE_DESCRIPTION	EVALUATED_PREFERENCE	SOLE_SOURCE_CATEGORY	SB_Action	SB_\$
COMPETED UNDER SAP	8(A) SOLE SOURCE	No Preference used	SOLE SOURCE	1	7,428
	8A COMPETED	No Preference used	NOT SOLE SOURCE	45	3,485,203
	ECONOMICALLY DISADVANTAGED WOMEN OWNED SMALL BUSINESS	No Preference used	NOT SOLE SOURCE	3	718,011
	HUBZONE SET-ASIDE	No Preference used	NOT SOLE SOURCE	11	1,322,509
	NO SET ASIDE USED.	No Preference used	NOT SOLE SOURCE	197	2,492,923
	SERVICE DISABLED VETERAN OWNED SMALL BUSINESS SET-ASIDE	No Preference used	NOT SOLE SOURCE	15	363,436
	SMALL BUSINESS SET ASIDE - TOTAL	No Preference used	NOT SOLE SOURCE	1,365	16,869,236
	WOMEN OWNED SMALL BUSINESS	No Preference used	NOT SOLE SOURCE	23	1,656,415
	Not Selected	No Preference used	NOT SOLE SOURCE	10	640,786
COMPETED UNDER SAP Total				1,670	27,555,947
FULL AND OPEN COMPETITION	8(A) SOLE SOURCE	No Preference used	SOLE SOURCE	6	346,853
	8(A) SOLE SOURCE	OTHER	SOLE SOURCE	19	0
	8A COMPETED	No Preference used	NOT SOLE SOURCE	39	4,151,399
	ECONOMICALLY DISADVANTAGED WOMEN OWNED SMALL BUSINESS	No Preference used	NOT SOLE SOURCE	1	235,072
	NO SET ASIDE USED.	No Preference used	NOT SOLE SOURCE	17,840	134,912,320
	NO SET ASIDE USED.	OTHER	NOT SOLE SOURCE	2	0
	SERVICE DISABLED VETERAN OWNED SMALL BUSINESS SET-ASIDE	No Preference used	NOT SOLE SOURCE	23	19,805,149
	SMALL BUSINESS SET ASIDE - TOTAL	No Preference used	NOT SOLE SOURCE	124	16,347,619
	SMALL BUSINESS SET ASIDE - TOTAL	OTHER	NOT SOLE SOURCE	1	148,337
	WOMEN OWNED SMALL BUSINESS	No Preference used	NOT SOLE SOURCE	8	1,971,354
	Not Selected	No Preference used	NOT SOLE SOURCE	412	24,075,298
	Not Selected	OTHER	NOT SOLE SOURCE	334	1,462,186
FULL AND OPEN COMPETITION Total				18,809	203,455,586
FULL AND OPEN COMPETITION AFTER EXCLUSION OF SOURCES	8(A) SOLE SOURCE	No Preference used	SOLE SOURCE	27	4,975,283
	8A COMPETED	No Preference used	NOT SOLE SOURCE	1,592	122,683,635
	ECONOMICALLY DISADVANTAGED WOMEN OWNED SMALL BUSINESS	No Preference used	NOT SOLE SOURCE	23	5,104,115
	HUBZONE SET-ASIDE	No Preference used	NOT SOLE SOURCE	134	16,031,478
	NO SET ASIDE USED.	No Preference used	NOT SOLE SOURCE	34	1,954,941
	SDVOSB SOLE SOURCE	No Preference used	SOLE SOURCE	2	910,916
	SERVICE DISABLED VETERAN OWNED SMALL BUSINESS SET-ASIDE	No Preference used	NOT SOLE SOURCE	382	42,280,671
	SMALL BUSINESS SET ASIDE - PARTIAL	No Preference used	NOT SOLE SOURCE	148	2,876,097
	SMALL BUSINESS SET ASIDE - TOTAL	No Preference used	NOT SOLE SOURCE	2,762	168,185,264
	WOMEN OWNED SMALL BUSINESS	No Preference used	NOT SOLE SOURCE	108	11,118,890
	Not Selected	No Preference used	NOT SOLE SOURCE	4	0
FULL AND OPEN COMPETITION AFTER EXCLUSION OF SOURCES Total				5,216	376,121,287
NOT AVAILABLE FOR COMPETITION	8(A) SOLE SOURCE	No Preference used	SOLE SOURCE	2,531	248,773,497
	8(A) SOLE SOURCE	OTHER	SOLE SOURCE	117	8,395
	8A COMPETED	No Preference used	NOT SOLE SOURCE	1	0
	HUBZONE SOLE SOURCE	No Preference used	SOLE SOURCE	2	0
	NO SET ASIDE USED.	No Preference used	NOT SOLE SOURCE	273	31,503,833
	SDVOSB SOLE SOURCE	No Preference used	SOLE SOURCE	1	270,171
	WOMEN OWNED SMALL BUSINESS SOLE SOURCE	No Preference used	SOLE SOURCE	1	242,500
	Not Selected	OTHER	NOT SOLE SOURCE	11	802,461
NOT AVAILABLE FOR COMPETITION Total				2,937	281,600,858
NOT COMPETED	NO SET ASIDE USED.	No Preference used	NOT SOLE SOURCE	213	19,394,569
NOT COMPETED Total				213	19,394,569
NOT COMPETED UNDER SAP	8(A) SOLE SOURCE	No Preference used	SOLE SOURCE	761	22,963,851
	NO SET ASIDE USED.	No Preference used	NOT SOLE SOURCE	305	6,835,024
	SDVOSB SOLE SOURCE	No Preference used	SOLE SOURCE	15	226,157
	WOMEN OWNED SMALL BUSINESS SOLE SOURCE	No Preference used	SOLE SOURCE	4	56,159
	Not Selected	No Preference used	NOT SOLE SOURCE	1	1,287,000
NOT COMPETED UNDER SAP Total				1,086	31,368,192
Not Selected	Not Selected	OTHER	NOT SOLE SOURCE	51	1,223,661
Not Selected Total				51	1,223,661
Grand Total				29,982	940,720,100

Department: GENERAL SERVICES ADMINISTRATION
 Socio-Economic Category: INDIAN_TRIBE

FUNDING DEPARTMENT NAME	GENERAL SERVICES ADMINISTRATION
INDIAN TRIBE	YES

EXTENT_COMPETED_DESCRIPTION	TYPE_OF_SET_ASIDE_DESCRIPTION	EVALUATED_PREFERENCE	SOLE_SOURCE_CATEGORY	Values	
				SB_Action	SB_\$
COMPETED UNDER SAP	SMALL BUSINESS SET ASIDE - TOTAL	No Preference used	NOT SOLE SOURCE	14	112,503
COMPETED UNDER SAP Total				14	112,503
FULL AND OPEN COMPETITION	NO SET ASIDE USED.	No Preference used	NOT SOLE SOURCE	173	-284,052
	Not Selected	No Preference used	NOT SOLE SOURCE	68	3,382,615
FULL AND OPEN COMPETITION Total				241	3,098,564
FULL AND OPEN COMPETITION AFTER EXCLUSION OF SOURCES	8A COMPETED	No Preference used	NOT SOLE SOURCE	91	7,516,482
	HUBZONE SET-ASIDE	No Preference used	NOT SOLE SOURCE	2	116,043
	SMALL BUSINESS SET ASIDE - TOTAL	No Preference used	NOT SOLE SOURCE	85	4,573,707
FULL AND OPEN COMPETITION AFTER EXCLUSION OF SOURCES Total				178	12,206,233
NOT AVAILABLE FOR COMPETITION	8(A) SOLE SOURCE	No Preference used	SOLE SOURCE	73	5,320,910
	NO SET ASIDE USED.	No Preference used	NOT SOLE SOURCE	5	255,653
NOT AVAILABLE FOR COMPETITION Total				78	5,576,563
NOT COMPETED UNDER SAP	8(A) SOLE SOURCE	No Preference used	SOLE SOURCE	9	209,737
	NO SET ASIDE USED.	No Preference used	NOT SOLE SOURCE	2	37,045
NOT COMPETED UNDER SAP Total				11	246,782
Not Selected	Not Selected	OTHER	NOT SOLE SOURCE	1	0
Not Selected Total				1	0
Grand Total				523	21,240,644

Department: GENERAL SERVICES ADMINISTRATION
 Socio-Economic Category: NATIVE_HAWAIIAN_ORGANIZATION

FUNDING DEPARTMENT NAME	GENERAL SERVICES ADMINISTRATION
NATIVE HAWAIIAN ORGANIZATION	YES

EXTENT_COMPETED_DESCRIPTION	TYPE_OF_SET_ASIDE_DESCRIPTION	EVALUATED_PREFERENCE	SOLE_SOURCE_CATEGORY	Values	
				SB_Action	SB_\$
COMPETED UNDER SAP	SMALL BUSINESS SET ASIDE - TOTAL	No Preference used	NOT SOLE SOURCE	9	54,264
COMPETED UNDER SAP Total				9	54,264
FULL AND OPEN COMPETITION	NO SET ASIDE USED.	No Preference used	NOT SOLE SOURCE	29	0
FULL AND OPEN COMPETITION Total				29	0
FULL AND OPEN COMPETITION AFTER EXCLUSION OF SOURCES	SMALL BUSINESS SET ASIDE - TOTAL	No Preference used	NOT SOLE SOURCE	2	54,921
FULL AND OPEN COMPETITION AFTER EXCLUSION OF SOURCES Total				2	54,921
NOT AVAILABLE FOR COMPETITION	8(A) SOLE SOURCE	No Preference used	SOLE SOURCE	13	601,939
NOT AVAILABLE FOR COMPETITION Total				13	351,509
NOT COMPETED UNDER SAP	8(A) SOLE SOURCE	No Preference used	SOLE SOURCE	1	0
NOT COMPETED UNDER SAP Total				1	0
Grand Total				55	1,062,633

FUNDING DEPARTMENT NAME		GENERAL SERVICES ADMINISTRATION			
ALASKAN_NATIVE_CORPORATION		YES			
EXTENT_COMPETED_DESCRIPTION	TYPE_OF_SET_ASIDE_DESCRIPTION	EVALUATED_PREFERENCE	SOLE_SOURCE_CATEGORY	Values	SB_\$
COMPETED UNDER SAP	8A COMPETED	No Preference used	NOT SOLE SOURCE	6	833,501
	NO SET ASIDE USED.	No Preference used	NOT SOLE SOURCE	5	759,521
	SMALL BUSINESS SET ASIDE - TOTAL	No Preference used	NOT SOLE SOURCE	5	116,024
	WOMEN OWNED SMALL BUSINESS	No Preference used	NOT SOLE SOURCE	4	913,739
COMPETED UNDER SAP Total				20	2,622,785
FULL AND OPEN COMPETITION	NO SET ASIDE USED.	No Preference used	NOT SOLE SOURCE	330	14,184,036
	SMALL BUSINESS SET ASIDE - TOTAL	No Preference used	NOT SOLE SOURCE	12	2,313,906
	Not Selected	No Preference used	NOT SOLE SOURCE	86	2,655,307
FULL AND OPEN COMPETITION Total				428	19,153,249
FULL AND OPEN COMPETITION AFTER EXCLUSION OF SOURCES	8A COMPETED	No Preference used	NOT SOLE SOURCE	444	23,572,291
	HUBZONE SET-ASIDE	No Preference used	NOT SOLE SOURCE	17	1,511,862
	NO SET ASIDE USED.	No Preference used	NOT SOLE SOURCE	1	-4,345
	SMALL BUSINESS SET ASIDE - PARTIAL	No Preference used	NOT SOLE SOURCE	10	380,855
	SMALL BUSINESS SET ASIDE - TOTAL	No Preference used	NOT SOLE SOURCE	183	13,660,797
FULL AND OPEN COMPETITION AFTER EXCLUSION OF SOURCES Total				655	39,121,459
NOT AVAILABLE FOR COMPETITION	8(A) SOLE SOURCE	No Preference used	SOLE SOURCE	381	47,564,978
	NO SET ASIDE USED.	No Preference used	NOT SOLE SOURCE	3	-6,104
NOT AVAILABLE FOR COMPETITION Total				384	47,558,874
NOT COMPETED	NO SET ASIDE USED.	No Preference used	NOT SOLE SOURCE	7	1,986,063
NOT COMPETED Total				7	1,986,063
NOT COMPETED UNDER SAP	8(A) SOLE SOURCE	No Preference used	SOLE SOURCE	66	2,081,660
	NO SET ASIDE USED.	No Preference used	NOT SOLE SOURCE	28	290,950
NOT COMPETED UNDER SAP Total				94	2,372,610
Grand Total				1,588	112,815,041

FUNDING DEPARTMENT NAME	GENERAL SERVICES ADMINISTRATION
WOSB EDWOSB	YES

EXTENT_COMPETED_DESCRIPTION	TYPE_OF_SET_ASIDE_DESCRIPTION	EVALUATED_PREFERENCE	Values	
			SB_Action	SB_S
COMPETED UNDER SAP	8(A) SOLE SOURCE	No Preference used	1	7,428
	8A COMPETED	No Preference used	15	214,778
	ECONOMICALLY DISADVANTAGED WOMEN OWNED SMALL BUSINESS	No Preference used	3	718,011
	HUBZONE SET-ASIDE	No Preference used	2	24,530
	NO SET ASIDE USED.	No Preference used	116	2,200,915
	SMALL BUSINESS SET ASIDE - TOTAL	No Preference used	658	8,902,243
	WOMEN OWNED SMALL BUSINESS	No Preference used	24	1,661,110
	Not Selected	No Preference used	1	43,154
COMPETED UNDER SAP Total			820	13,772,169
FULL AND OPEN COMPETITION	8(A) SOLE SOURCE	No Preference used	6	346,853
	8A COMPETED	No Preference used	2	1,658,157
	HUBZONE SET-ASIDE	OTHER	1	249,717
	NO SET ASIDE USED.	HUBZone Price Evaluation Preference	11	259,955
	NO SET ASIDE USED.	No Preference used	16,708	96,072,465
	SERVICE DISABLED VETERAN OWNED SMALL BUSINESS SET-ASIDE	No Preference used	7	1,678,274
	SMALL BUSINESS SET ASIDE - TOTAL	No Preference used	133	7,633,453
	SMALL BUSINESS SET ASIDE - TOTAL	OTHER	2	30,679
	WOMEN OWNED SMALL BUSINESS	No Preference used	9	1,031,028
	Not Selected	No Preference used	398	18,027,760
	Not Selected	OTHER	531	3,248,455
FULL AND OPEN COMPETITION Total			17,808	130,236,796
FULL AND OPEN COMPETITION AFTER EXCLUSION OF SOURCES	8(A) SOLE SOURCE	No Preference used	7	1,028,981
	8A COMPETED	No Preference used	345	29,037,252
	ECONOMICALLY DISADVANTAGED WOMEN OWNED SMALL BUSINESS	No Preference used	23	5,104,115
	HUBZONE SET-ASIDE	No Preference used	39	3,435,999
	NO SET ASIDE USED.	No Preference used	18	1,711,319
	SERVICE DISABLED VETERAN OWNED SMALL BUSINESS SET-ASIDE	No Preference used	85	8,191,390
	SMALL BUSINESS SET ASIDE - PARTIAL	No Preference used	109	3,686,611
	SMALL BUSINESS SET ASIDE - TOTAL	No Preference used	2,662	105,310,251
	SMALL BUSINESS SET ASIDE - TOTAL	OTHER	6	0
	WOMEN OWNED SMALL BUSINESS	No Preference used	140	12,018,259
	Not Selected	No Preference used	7	0
FULL AND OPEN COMPETITION AFTER EXCLUSION OF SOURCES Total			3,441	169,524,177
NON-COMPETITIVE DELIVERY ORDER	Not Selected	OTHER	1	0
NON-COMPETITIVE DELIVERY ORDER Total			1	0
NOT AVAILABLE FOR COMPETITION	8(A) SOLE SOURCE	No Preference used	770	69,429,912
	8(A) SOLE SOURCE	OTHER	38	0
	HUBZONE SOLE SOURCE	No Preference used	2	0
	NO SET ASIDE USED.	No Preference used	62	6,814,238
	WOMEN OWNED SMALL BUSINESS SOLE SOURCE	No Preference used	4	386,727
NOT AVAILABLE FOR COMPETITION Total			876	76,630,877
NOT COMPETED	NO SET ASIDE USED.	No Preference used	98	3,096,597
NOT COMPETED Total			98	3,096,597
NOT COMPETED UNDER SAP	8(A) SOLE SOURCE	No Preference used	212	5,156,032
	HUBZONE SOLE SOURCE	No Preference used	3	214,200
	NO SET ASIDE USED.	No Preference used	149	3,449,936
	SDVOSB SOLE SOURCE	No Preference used	2	0
	WOMEN OWNED SMALL BUSINESS SOLE SOURCE	No Preference used	6	98,259
NOT COMPETED UNDER SAP Total			372	8,918,427
Not Selected	Not Selected	OTHER	80	1,223,661
Not Selected Total			80	1,223,661
Grand Total			23,496	403,402,704

Department: HEALTH AND HUMAN SERVICES, DEPARTMENT OF
 Socio-Economic Category: Small Business

FUNDING DEPARTMENT NAME		HEALTH AND HUMAN SERVICES, DEPARTMENT OF		Values	
EXTENT_COMPETED_DESCRIPTION	TYPE_OF_SET_ASIDE_DESCRIPTION	EVALUATED_PREFERENCE	SOLE_SOURCE_CATEGORY	SB_Action	SB_S
COMPETED UNDER SAP					
	BA COMPETED	No Preference used	NOT SOLE SOURCE	65	6,120,932
	BUY INDIAN	No Preference used	NOT SOLE SOURCE	289	13,069,582
	ECONOMICALLY DISADVANTAGED WOMEN OWNED SMALL BUSINESS	No Preference used	NOT SOLE SOURCE	6	416,439
	HURZONE SET ASIDE	No Preference used	NOT SOLE SOURCE	6	1,620,607
	NO SET ASIDE USED.	No Preference used	NOT SOLE SOURCE	5,748	98,627,801
	SERVICE DISABLED VETERAN OWNED SMALL BUSINESS SET ASIDE	No Preference used	NOT SOLE SOURCE	64	17,386,713
	SMALL BUSINESS SET ASIDE - PARTIAL	No Preference used	NOT SOLE SOURCE	7	122,691
	SMALL BUSINESS SET ASIDE - TOTAL	No Preference used	NOT SOLE SOURCE	3,593	103,678,620
	WOMEN OWNED SMALL BUSINESS	No Preference used	NOT SOLE SOURCE	30	3,556,296
	INDIAN ECONOMIC ENTERPRISE	No Preference used	NOT SOLE SOURCE	1	0
	Not Selected	No Preference used	NOT SOLE SOURCE	638	9,064,041
COMPETED UNDER SAP Total				10,447	248,663,723
COMPETITIVE DELIVERY ORDER					
	BA COMPETED	No Preference used	NOT SOLE SOURCE	9	-338,086
	NO SET ASIDE USED.	No Preference used	NOT SOLE SOURCE	9	-396,395
	SMALL BUSINESS SET ASIDE - TOTAL	No Preference used	NOT SOLE SOURCE	5	-743,141
	Not Selected	No Preference used	NOT SOLE SOURCE	4	-8,106
COMPETITIVE DELIVERY ORDER Total				27	-1,485,728
FOLLOW ON TO COMPETED ACTION					
	NO SET ASIDE USED.	No Preference used	NOT SOLE SOURCE	3	-9,000
FOLLOW ON TO COMPETED ACTION Total				3	-9,000
FULL AND OPEN COMPETITION					
	8(A) SOLE SOURCE	No Preference used	SOLE SOURCE	33	21,893,702
	BA COMPETED	No Preference used	NOT SOLE SOURCE	44	34,145,397
	ECONOMICALLY DISADVANTAGED WOMEN OWNED SMALL BUSINESS	No Preference used	NOT SOLE SOURCE	5	2,016,983
	HURZONE SET ASIDE	No Preference used	NOT SOLE SOURCE	32	10,829,645
	HURZONE SOLE SOURCE	No Preference used	SOLE SOURCE	4	2,648,005
	NO SET ASIDE USED.	No Preference used	NOT SOLE SOURCE	9,683	1,595,362,989
	SDVOB SOLE SOURCE	No Preference used	SOLE SOURCE	2	78,856
	SERVICE DISABLED VETERAN OWNED SMALL BUSINESS SET ASIDE	No Preference used	NOT SOLE SOURCE	45	42,499,623
	SMALL BUSINESS SET ASIDE - PARTIAL	No Preference used	NOT SOLE SOURCE	10	2,538,896
	SMALL BUSINESS SET ASIDE - TOTAL	No Preference used	NOT SOLE SOURCE	649	319,037,339
	SMALL BUSINESS SET ASIDE - TOTAL	OTHER	NOT SOLE SOURCE	32	17,288,741
	WOMEN OWNED SMALL BUSINESS	No Preference used	NOT SOLE SOURCE	58	26,520,674
	WOMEN OWNED SMALL BUSINESS	OTHER	NOT SOLE SOURCE	1	589,126
	Not Selected	No Preference used	NOT SOLE SOURCE	936	201,483,141
	Not Selected	OTHER	NOT SOLE SOURCE	324	59,659,605
FULL AND OPEN COMPETITION Total				11,848	2,336,592,722
FULL AND OPEN COMPETITION AFTER EXCLUSION OF SOURCES					
	8(A) SOLE SOURCE	No Preference used	SOLE SOURCE	27	16,853,925
	BA COMPETED	No Preference used	NOT SOLE SOURCE	1,415	676,320,008
	BUY INDIAN	No Preference used	NOT SOLE SOURCE	55	11,712,650
	ECONOMICALLY DISADVANTAGED WOMEN OWNED SMALL BUSINESS	No Preference used	NOT SOLE SOURCE	9	556,668
	HURZONE SET ASIDE	No Preference used	NOT SOLE SOURCE	222	12,387,825
	NO SET ASIDE USED.	No Preference used	NOT SOLE SOURCE	161	29,131,860
	SERVICE DISABLED VETERAN OWNED SMALL BUSINESS SET ASIDE	No Preference used	NOT SOLE SOURCE	279	50,212,678
	SMALL BUSINESS SET ASIDE - PARTIAL	No Preference used	NOT SOLE SOURCE	197	56,399,646
	SMALL BUSINESS SET ASIDE - TOTAL	No Preference used	NOT SOLE SOURCE	4,424	1,051,256,377
	WOMEN OWNED SMALL BUSINESS	No Preference used	NOT SOLE SOURCE	114	34,055,225
	Not Selected	No Preference used	NOT SOLE SOURCE	30	916,568
FULL AND OPEN COMPETITION AFTER EXCLUSION OF SOURCES Total				6,933	1,939,803,431
NON-COMPETITIVE DELIVERY ORDER					
	BA COMPETED	No Preference used	NOT SOLE SOURCE	1	0
	NO SET ASIDE USED.	No Preference used	NOT SOLE SOURCE	5	-373,232
NON-COMPETITIVE DELIVERY ORDER Total				6	-273,232
NOT AVAILABLE FOR COMPETITION					
	8(A) SOLE SOURCE	No Preference used	SOLE SOURCE	2,820	471,855,430
	8(A) SOLE SOURCE	OTHER	SOLE SOURCE	4	68,290
	HURZONE SOLE SOURCE	No Preference used	SOLE SOURCE	30	-394,887
	NO SET ASIDE USED.	No Preference used	NOT SOLE SOURCE	371	51,492,622
	SDVOB SOLE SOURCE	No Preference used	SOLE SOURCE	16	2,520,372
	SMALL BUSINESS SET ASIDE - TOTAL	No Preference used	NOT SOLE SOURCE	42	-142,001
	SMALL BUSINESS SET ASIDE - TOTAL	OTHER	NOT SOLE SOURCE	2	161,172
	WOMEN OWNED SMALL BUSINESS SOLE SOURCE	No Preference used	SOLE SOURCE	9	3,202,688
	ECONOMICALLY DISADVANTAGED WOMEN OWNED SMALL BUSINESS SOLE SOURCE	No Preference used	SOLE SOURCE	8	627,000
	Not Selected	OTHER	NOT SOLE SOURCE	1	0
NOT AVAILABLE FOR COMPETITION Total				3,312	529,390,685
NOT COMPETED					
	BA COMPETED	No Preference used	NOT SOLE SOURCE	2	0
	NO SET ASIDE USED.	No Preference used	NOT SOLE SOURCE	1,383	102,639,834
	Not Selected	OTHER	NOT SOLE SOURCE	2	-221,416
NOT COMPETED Total				1,387	102,418,418
NOT COMPETED UNDER SAP					
	8(A) SOLE SOURCE	No Preference used	SOLE SOURCE	749	69,819,018
	BA COMPETED	No Preference used	NOT SOLE SOURCE	1	-9,191
	HURZONE SOLE SOURCE	No Preference used	SOLE SOURCE	5	213,602
	NO SET ASIDE USED.	No Preference used	NOT SOLE SOURCE	3,614	104,951,906
	SDVOB SOLE SOURCE	No Preference used	SOLE SOURCE	7	1,826,433
	WOMEN OWNED SMALL BUSINESS SOLE SOURCE	No Preference used	SOLE SOURCE	4	591,849
	ECONOMICALLY DISADVANTAGED WOMEN OWNED SMALL BUSINESS SOLE SOURCE	No Preference used	SOLE SOURCE	1	7,750
	Not Selected	No Preference used	NOT SOLE SOURCE	33	905,279
NOT COMPETED UNDER SAP Total				4,414	178,306,645
Not Selected					
	BA COMPETED	No Preference used	NOT SOLE SOURCE	4	-92,704
	HURZONE SOLE SOURCE	No Preference used	SOLE SOURCE	2	0
	NO SET ASIDE USED.	No Preference used	NOT SOLE SOURCE	43	1,855,060
	SMALL BUSINESS SET ASIDE - TOTAL	No Preference used	NOT SOLE SOURCE	10	-10,742
	Not Selected	No Preference used	NOT SOLE SOURCE	1	-272,292
	Not Selected	OTHER	NOT SOLE SOURCE	786	0
Not Selected Total				846	1,479,322
Grand Total				39,223	5,334,886,985

FUNDING DEPARTMENT NAME		HEALTH AND HUMAN SERVICES, DEPARTMENT OF			
SRDVOB_FLAG		YES			
EXTENT_COMPETED_DESCRIPTION	TYPE_OF_SET_ASIDE_DESCRIPTION	EVALUATED_PREFERENCE	SOLE_SOURCE_CATEGORY	Values	
				SB_Action	SB_\$
COMPETED UNDER SAP	8A COMPETED	No Preference used	NOT SOLE SOURCE	1	-
	BUY INDIAN	No Preference used	NOT SOLE SOURCE	18	3,871,144
	HURZONE SET-ASIDE	No Preference used	NOT SOLE SOURCE	1	30,909
	NO SET ASIDE USED.	No Preference used	NOT SOLE SOURCE	152	4,069,129
	SERVICE DISABLED VETERAN OWNED SMALL BUSINESS SET-ASIDE	No Preference used	NOT SOLE SOURCE	64	12,386,713
	SMALL BUSINESS SET ASIDE - PARTIAL	No Preference used	NOT SOLE SOURCE	2	25,818
	SMALL BUSINESS SET ASIDE - TOTAL	No Preference used	NOT SOLE SOURCE	188	7,869,818
	Not Selected	No Preference used	NOT SOLE SOURCE	38	413,501
COMPETED UNDER SAP Total				464	28,667,033
COMPETITIVE DELIVERY ORDER	NO SET ASIDE USED.	No Preference used	NOT SOLE SOURCE	1	(87,074)
COMPETITIVE DELIVERY ORDER Total				1	(87,074)
FULL AND OPEN COMPETITION	8(A) SOLE SOURCE	No Preference used	SOLE SOURCE	1	529,381
	8A COMPETED	No Preference used	NOT SOLE SOURCE	14	4,279,049
	NO SET ASIDE USED.	No Preference used	NOT SOLE SOURCE	826	96,937,557
	SDVOB SOLE SOURCE	No Preference used	SOLE SOURCE	2	78,856
	SERVICE DISABLED VETERAN OWNED SB SET-ASIDE	No Preference used	NOT SOLE SOURCE	45	42,499,623
	SMALL BUSINESS SET ASIDE - PARTIAL	No Preference used	NOT SOLE SOURCE	2	-
	SMALL BUSINESS SET ASIDE - TOTAL	No Preference used	NOT SOLE SOURCE	75	26,283,582
	WOMEN OWNED SMALL BUSINESS	No Preference used	NOT SOLE SOURCE	2	7,008
	Not Selected	No Preference used	NOT SOLE SOURCE	79	12,813,026
	Not Selected	OTHER	NOT SOLE SOURCE	5	242,867
FULL AND OPEN COMPETITION Total				1,051	183,670,948
FULL AND OPEN COMPETITION AFTER EXCLUSION OF SOURCES	8(A) SOLE SOURCE	No Preference used	SOLE SOURCE	1	471,623
	8A COMPETED	No Preference used	NOT SOLE SOURCE	124	53,243,427
	HURZONE SET-ASIDE	No Preference used	NOT SOLE SOURCE	20	2,688,280
	NO SET ASIDE USED.	No Preference used	NOT SOLE SOURCE	4	(30,914)
	SERVICE DISABLED VETERAN OWNED SMALL BUSINESS SET-ASIDE	No Preference used	NOT SOLE SOURCE	279	50,212,678
	SMALL BUSINESS SET ASIDE - PARTIAL	No Preference used	NOT SOLE SOURCE	26	2,726,467
	SMALL BUSINESS SET ASIDE - TOTAL	No Preference used	NOT SOLE SOURCE	293	83,974,446
	WOMEN OWNED SMALL BUSINESS	No Preference used	NOT SOLE SOURCE	2	-
FULL AND OPEN COMPETITION AFTER EXCLUSION OF SOURCES Total				749	193,286,008
NOT AVAILABLE FOR COMPETITION	8(A) SOLE SOURCE	No Preference used	SOLE SOURCE	186	32,678,297
	NO SET ASIDE USED.	No Preference used	NOT SOLE SOURCE	30	6,122,656
	SDVOB SOLE SOURCE	No Preference used	SOLE SOURCE	16	2,520,372
NOT AVAILABLE FOR COMPETITION Total				232	41,321,325
NOT COMPETED	NO SET ASIDE USED.	No Preference used	NOT SOLE SOURCE	44	7,406,108
NOT COMPETED Total				44	7,406,108
NOT COMPETED UNDER SAP	8(A) SOLE SOURCE	No Preference used	SOLE SOURCE	55	3,429,921
	NO SET ASIDE USED.	No Preference used	NOT SOLE SOURCE	84	6,496,428
	SDVOB SOLE SOURCE	No Preference used	SOLE SOURCE	7	1,826,433
	Not Selected	No Preference used	NOT SOLE SOURCE	6	264,509
NOT COMPETED UNDER SAP Total				152	12,017,291
Not Selected	Not Selected	OTHER	NOT SOLE SOURCE	30	-
Not Selected Total				30	-
Grand Total				2,723	466,281,638

FUNDING DEPARTMENT NAME		HEALTH AND HUMAN SERVICES, DEPARTMENT OF			
HubZone_FLAG		YES			
EXTENT_COMPETED_DESCRIPTION	TYPE_OF_SET_ASIDE_DESCRIPTION	EVALUATED_PREFERENCE	SOLE_SOURCE_CATEGORY	Values	SB_\$
				SB_Action	
COMPETED UNDER SAP	8A COMPETED	No Preference used	NOT SOLE SOURCE	29	1,913,947
	BUY INDIAN	No Preference used	NOT SOLE SOURCE	25	242,730
	HUBZONE SET-ASIDE	No Preference used	NOT SOLE SOURCE	6	1,620,607
	NO SET ASIDE USED.	No Preference used	NOT SOLE SOURCE	99	4,399,005
	SERVICE DISABLED VETERAN OWNED SMALL BUSINESS SET-ASIDE	No Preference used	NOT SOLE SOURCE	3	-4,682
	SMALL BUSINESS SET ASIDE - TOTAL	No Preference used	NOT SOLE SOURCE	104	2,022,304
	WOMEN OWNED SMALL BUSINESS	No Preference used	NOT SOLE SOURCE	2	42,392
	Not Selected	No Preference used	NOT SOLE SOURCE	8	310,373
COMPETED UNDER SAP Total				276	10,546,675
FULL AND OPEN COMPETITION	8(A) SOLE SOURCE	No Preference used	SOLE SOURCE	3	2,240,611
	8A COMPETED	No Preference used	NOT SOLE SOURCE	5	5,393,231
	ECONOMICALLY DISADVANTAGED WOMEN OWNED SMALL BUSINESS HUBZONE SET-ASIDE	No Preference used	NOT SOLE SOURCE	3	2,005,435
	HUBZONE SET-ASIDE	No Preference used	NOT SOLE SOURCE	22	10,829,645
	HUBZONE SOLE SOURCE	No Preference used	SOLE SOURCE	3	2,619,005
	NO SET ASIDE USED.	No Preference used	NOT SOLE SOURCE	631	22,164,138
	SERVICE DISABLED VETERAN OWNED SMALL BUSINESS SET-ASIDE	No Preference used	NOT SOLE SOURCE	4	10,684,967
	SMALL BUSINESS SET ASIDE - PARTIAL	No Preference used	NOT SOLE SOURCE	1	70,943
	SMALL BUSINESS SET ASIDE - TOTAL	No Preference used	NOT SOLE SOURCE	47	21,461,722
	WOMEN OWNED SMALL BUSINESS	No Preference used	NOT SOLE SOURCE	8	562,036
	Not Selected	No Preference used	NOT SOLE SOURCE	11	3,062,986
	Not Selected	OTHER	NOT SOLE SOURCE	8	962,227
FULL AND OPEN COMPETITION Total				746	82,056,945
FULL AND OPEN COMPETITION AFTER EXCLUSION OF SOURCES	8(A) SOLE SOURCE	No Preference used	SOLE SOURCE	3	1,303,702
	8A COMPETED	No Preference used	NOT SOLE SOURCE	107	25,702,394
	BUY INDIAN	No Preference used	NOT SOLE SOURCE	7	986,339
	HUBZONE SET-ASIDE	No Preference used	NOT SOLE SOURCE	220	12,308,103
	NO SET ASIDE USED.	No Preference used	NOT SOLE SOURCE	3	-2,635
	SERVICE DISABLED VETERAN OWNED SMALL BUSINESS SET-ASIDE	No Preference used	NOT SOLE SOURCE	4	1,054,888
	SMALL BUSINESS SET ASIDE - PARTIAL	No Preference used	NOT SOLE SOURCE	16	2,122,425
	SMALL BUSINESS SET ASIDE - TOTAL	No Preference used	NOT SOLE SOURCE	216	15,290,039
	Not Selected	No Preference used	NOT SOLE SOURCE	4	23,963
FULL AND OPEN COMPETITION AFTER EXCLUSION OF SOURCES Total				580	58,789,217
NON-COMPETITIVE DELIVERY ORDER	NO SET ASIDE USED.	No Preference used	NOT SOLE SOURCE	1	0
NON-COMPETITIVE DELIVERY ORDER Total				1	0
NOT AVAILABLE FOR COMPETITION	8(A) SOLE SOURCE	No Preference used	SOLE SOURCE	363	47,072,626
	HUBZONE SOLE SOURCE	No Preference used	SOLE SOURCE	30	-394,887
	NO SET ASIDE USED.	No Preference used	NOT SOLE SOURCE	28	7,802,485
	SDVOSB SOLE SOURCE	No Preference used	SOLE SOURCE	1	6,000
NOT AVAILABLE FOR COMPETITION Total				422	54,486,233
NOT COMPETED	NO SET ASIDE USED.	No Preference used	NOT SOLE SOURCE	70	4,376,282
NOT COMPETED Total				70	4,376,282
NOT COMPETED UNDER SAP	8(A) SOLE SOURCE	No Preference used	SOLE SOURCE	190	7,596,772
	HUBZONE SOLE SOURCE	No Preference used	SOLE SOURCE	5	213,602
	NO SET ASIDE USED.	No Preference used	NOT SOLE SOURCE	93	5,681,932
	SDVOSB SOLE SOURCE	No Preference used	SOLE SOURCE	1	1,532,725
NOT COMPETED UNDER SAP Total				289	15,025,031
Not Selected	HUBZONE SOLE SOURCE	No Preference used	SOLE SOURCE	2	0
	Not Selected	OTHER	NOT SOLE SOURCE	10	0
Not Selected Total				12	0
Grand Total				2,396	225,280,374

FUNDING DEPARTMENT NAME	HEALTH AND HUMAN SERVICES, DEPARTMENT OF				
SDB	YES				
EXTENT_COMPETED_DESCRIPTION	TYPE_OF_SET_ASIDE_DESCRIPTION	EVALUATED_PREFERENCE	SOLE_SOURCE_CATEGORY	Values SB_Action	SB_\$
COMPETED UNDER SAP	8A COMPETED	No Preference used	NOT SOLE SOURCE	65	6,120,932
	BUY INDIAN	No Preference used	NOT SOLE SOURCE	193	8,192,198
	ECONOMICALLY DISADVANTAGED WOMEN OWNED SMALL BUSINESS	No Preference used	NOT SOLE SOURCE	6	416,439
	HUBZONE SET-ASIDE	No Preference used	NOT SOLE SOURCE	2	33,808
	NO SET ASIDE USED.	No Preference used	NOT SOLE SOURCE	912	22,295,251
	SERVICE DISABLED VETERAN OWNED SMALL BUSINESS SET-ASIDE	No Preference used	NOT SOLE SOURCE	35	9,253,824
	SMALL BUSINESS SET ASIDE - PARTIAL	No Preference used	NOT SOLE SOURCE	2	88,148
	SMALL BUSINESS SET ASIDE - TOTAL	No Preference used	NOT SOLE SOURCE	1,009	28,580,435
	WOMEN OWNED SMALL BUSINESS	No Preference used	NOT SOLE SOURCE	9	368,318
	INDIAN ECONOMIC ENTERPRISE	No Preference used	NOT SOLE SOURCE	1	0
	Not Selected	No Preference used	NOT SOLE SOURCE	412	6,228,488
COMPETED UNDER SAP Total				2,646	81,577,842
COMPETITIVE DELIVERY ORDER	8A COMPETED	No Preference used	NOT SOLE SOURCE	9	-338,086
	Not Selected	No Preference used	NOT SOLE SOURCE	1	-6,695
COMPETITIVE DELIVERY ORDER Total				10	-344,780
FULL AND OPEN COMPETITION	8(A) SOLE SOURCE	No Preference used	SOLE SOURCE	33	21,893,702
	8A COMPETED	No Preference used	NOT SOLE SOURCE	44	34,145,397
	ECONOMICALLY DISADVANTAGED WOMEN OWNED SMALL BUSINESS	No Preference used	NOT SOLE SOURCE	3	2,005,435
	HUBZONE SET-ASIDE	No Preference used	NOT SOLE SOURCE	16	1,918,595
	HUBZONE SOLE SOURCE	No Preference used	SOLE SOURCE	2	610,645
	NO SET ASIDE USED.	No Preference used	NOT SOLE SOURCE	2,410	490,425,564
	SERVICE DISABLED VETERAN OWNED SMALL BUSINESS SET-ASIDE	No Preference used	NOT SOLE SOURCE	14	28,766,256
	SMALL BUSINESS SET ASIDE - PARTIAL	No Preference used	NOT SOLE SOURCE	3	82,105
	SMALL BUSINESS SET ASIDE - TOTAL	No Preference used	NOT SOLE SOURCE	218	75,671,837
	SMALL BUSINESS SET ASIDE - TOTAL	OTHER	NOT SOLE SOURCE	8	594,426
	WOMEN OWNED SMALL BUSINESS	No Preference used	NOT SOLE SOURCE	34	20,219,303
	Not Selected	No Preference used	NOT SOLE SOURCE	291	85,331,912
	Not Selected	OTHER	NOT SOLE SOURCE	70	9,243,993
FULL AND OPEN COMPETITION Total				3,146	770,909,169
FULL AND OPEN COMPETITION AFTER EXCLUSION OF SOURCES	8(A) SOLE SOURCE	No Preference used	SOLE SOURCE	27	16,853,925
	8A COMPETED	No Preference used	NOT SOLE SOURCE	1,414	675,642,948
	BUY INDIAN	No Preference used	NOT SOLE SOURCE	48	11,734,727
	ECONOMICALLY DISADVANTAGED WOMEN OWNED SMALL BUSINESS	No Preference used	NOT SOLE SOURCE	7	240,746
	HUBZONE SET-ASIDE	No Preference used	NOT SOLE SOURCE	130	7,385,574
	NO SET ASIDE USED.	No Preference used	NOT SOLE SOURCE	61	5,846,309
	SERVICE DISABLED VETERAN OWNED SMALL BUSINESS SET-ASIDE	No Preference used	NOT SOLE SOURCE	45	6,321,042
	SMALL BUSINESS SET ASIDE - PARTIAL	No Preference used	NOT SOLE SOURCE	57	5,610,638
	SMALL BUSINESS SET ASIDE - TOTAL	No Preference used	NOT SOLE SOURCE	1,460	345,590,842
	WOMEN OWNED SMALL BUSINESS	No Preference used	NOT SOLE SOURCE	11	15,317,735
	Not Selected	No Preference used	NOT SOLE SOURCE	3	1,596
FULL AND OPEN COMPETITION AFTER EXCLUSION OF SOURCES Total				3,269	1,090,546,082
NON-COMPETITIVE DELIVERY ORDER	8A COMPETED	No Preference used	NOT SOLE SOURCE	1	0
	NO SET ASIDE USED.	No Preference used	NOT SOLE SOURCE	1	0
NON-COMPETITIVE DELIVERY ORDER Total				2	0
NOT AVAILABLE FOR COMPETITION	8(A) SOLE SOURCE	No Preference used	SOLE SOURCE	2,829	471,855,430
	8(A) SOLE SOURCE	OTHER	SOLE SOURCE	4	68,290
	HUBZONE SOLE SOURCE	No Preference used	SOLE SOURCE	30	-394,887
	NO SET ASIDE USED.	No Preference used	NOT SOLE SOURCE	311	47,105,751
	SDVOSB SOLE SOURCE	No Preference used	SOLE SOURCE	9	136,343
	SMALL BUSINESS SET ASIDE - TOTAL	OTHER	NOT SOLE SOURCE	2	161,172
	WOMEN OWNED SMALL BUSINESS SOLE SOURCE	No Preference used	SOLE SOURCE	9	3,202,688
	ECONOMICALLY DISADVANTAGED WOMEN OWNED SMALL BUSINESS SOLE SOURCE	No Preference used	SOLE SOURCE	8	627,000
NOT AVAILABLE FOR COMPETITION Total				3,202	522,761,787
NOT COMPETED	8A COMPETED	No Preference used	NOT SOLE SOURCE	2	0
	NO SET ASIDE USED.	No Preference used	NOT SOLE SOURCE	435	60,245,603
NOT COMPETED Total				437	60,245,603
NOT COMPETED UNDER SAP	8(A) SOLE SOURCE	No Preference used	SOLE SOURCE	749	69,819,018
	8A COMPETED	No Preference used	NOT SOLE SOURCE	1	-9,191
	HUBZONE SOLE SOURCE	No Preference used	SOLE SOURCE	2	87,139
	NO SET ASIDE USED.	No Preference used	NOT SOLE SOURCE	770	37,891,841
	SDVOSB SOLE SOURCE	No Preference used	SOLE SOURCE	3	121,926
	WOMEN OWNED SMALL BUSINESS SOLE SOURCE	No Preference used	SOLE SOURCE	1	300,000
	ECONOMICALLY DISADVANTAGED WOMEN OWNED SMALL BUSINESS SOLE SOURCE	No Preference used	SOLE SOURCE	1	7,750
	Not Selected	No Preference used	NOT SOLE SOURCE	18	739,494
NOT COMPETED UNDER SAP Total				1,545	108,957,976
Not Selected	8A COMPETED	No Preference used	NOT SOLE SOURCE	4	-92,704
	HUBZONE SOLE SOURCE	No Preference used	SOLE SOURCE	2	0

EXTENT_COMPETED_DESCRIPTION	TYPE_OF_SET_ASIDE_DESCRIPTION	EVALUATED_PREFERENCE	SOLE_SOURCE_CATEGORY	SB_Action	SB_\$
Not Selected	NO SET ASIDE USED.	No Preference used	NOT SOLE SOURCE	17	109,745
	Not Selected	OTHER	NOT SOLE SOURCE	214	0
Not Selected Total				237	17,041
Grand Total				14,488	2,634,670,720

Department: HEALTH AND HUMAN SERVICES, DEPARTMENT OF
 Socio-Economic Category: INDIAN_TRIBE

FUNDING DEPARTMENT NAME	HEALTH AND HUMAN SERVICES, DEPARTMENT OF
INDIAN TRIBE	YES

EXTENT_COMPETED_DESCRIPTION	TYPE_OF_SET_ASIDE_DESCRIPTION	EVALUATED_PREFERENCE	SOLE_SOURCE_CATEGORY	Values	
				SB_Action	SB_\$
COMPETED UNDER SAP	BUY INDIAN	No Preference used	NOT SOLE SOURCE	32	463,326
	ECONOMICALLY DISADVANTAGED WOMEN OWNED SMALL BUSINESS	No Preference used	NOT SOLE SOURCE	3	418,500
	NO SET ASIDE USED.	No Preference used	NOT SOLE SOURCE	53	660,997
	SMALL BUSINESS SET ASIDE - TOTAL	No Preference used	NOT SOLE SOURCE	48	635,788
	WOMEN OWNED SMALL BUSINESS	No Preference used	NOT SOLE SOURCE	2	23,400
	Not Selected	No Preference used	NOT SOLE SOURCE	37	307,427
COMPETED UNDER SAP Total				175	2,509,438
FULL AND OPEN COMPETITION	8(A) SOLE SOURCE	No Preference used	SOLE SOURCE	1	222,777
	8A COMPETED	No Preference used	NOT SOLE SOURCE	1	1,489,189
	NO SET ASIDE USED.	No Preference used	NOT SOLE SOURCE	50	8,650,589
	SMALL BUSINESS SET ASIDE - TOTAL	No Preference used	NOT SOLE SOURCE	5	6,521,593
	Not Selected	No Preference used	NOT SOLE SOURCE	6	383,127
FULL AND OPEN COMPETITION Total				63	17,267,276
FULL AND OPEN COMPETITION AFTER EXCLUSION OF SOURCES	8A COMPETED	No Preference used	NOT SOLE SOURCE	46	2,599,254
	BUY INDIAN	No Preference used	NOT SOLE SOURCE	15	9,161,473
	SMALL BUSINESS SET ASIDE - PARTIAL	No Preference used	NOT SOLE SOURCE	11	2,336,884
	SMALL BUSINESS SET ASIDE - TOTAL	No Preference used	NOT SOLE SOURCE	17	1,862,301
FULL AND OPEN COMPETITION AFTER EXCLUSION OF SOURCES Total				89	15,959,911
NOT AVAILABLE FOR COMPETITION	8(A) SOLE SOURCE	No Preference used	SOLE SOURCE	104	36,495,383
	NO SET ASIDE USED.	No Preference used	NOT SOLE SOURCE	47	3,464,754
NOT AVAILABLE FOR COMPETITION Total				151	39,960,137
NOT COMPETED	NO SET ASIDE USED.	No Preference used	NOT SOLE SOURCE	14	3,668,753
NOT COMPETED Total				14	3,668,753
NOT COMPETED UNDER SAP	8(A) SOLE SOURCE	No Preference used	SOLE SOURCE	63	11,120,191
	HUBZONE SOLE SOURCE	No Preference used	SOLE SOURCE	1	-35,112
	NO SET ASIDE USED.	No Preference used	NOT SOLE SOURCE	28	1,318,610
	ECONOMICALLY DISADVANTAGED WOMEN OWNED SMALL BUSINESS SOLE SOURCE	No Preference used	SOLE SOURCE	1	7,750
NOT COMPETED UNDER SAP Total				93	12,411,439
Not Selected	Not Selected	OTHER	NOT SOLE SOURCE	6	0
Not Selected Total				6	0
Grand Total				591	91,776,955

Department: HEALTH AND HUMAN SERVICES, DEPARTMENT OF
 Socio-Economic Category: NATIVE_HAWAIIAN_ORGANIZATION

FUNDING DEPARTMENT NAME	HEALTH AND HUMAN SERVICES, DEPARTMENT OF
NATIVE_HAWAIIAN_ORGANIZATION	YES

EXTENT_COMPETED_DESCRIPTION	TYPE_OF_SET_ASIDE_DESCRIPTION	EVALUATED_PREFERENCE	SOLE_SOURCE_CATEGORY	Values	
				SB_Action	SB_\$
COMPETED UNDER SAP	BUY INDIAN	No Preference used	NOT SOLE SOURCE	1	59,300
	SERVICE DISABLED VETERAN OWNED SMALL BUSINESS SET-ASIDE	No Preference used	NOT SOLE SOURCE	1	61,485
COMPETED UNDER SAP Total				2	120,784
FULL AND OPEN COMPETITION	NO SET ASIDE USED.	No Preference used	NOT SOLE SOURCE	1	719,260
FULL AND OPEN COMPETITION Total				1	719,260
FULL AND OPEN COMPETITION AFTER EXCLUSION OF SOURCES	SMALL BUSINESS SET ASIDE - TOTAL	No Preference used	NOT SOLE SOURCE	130	19,536,990
FULL AND OPEN COMPETITION AFTER EXCLUSION OF SOURCES Total				130	19,536,990
NOT AVAILABLE FOR COMPETITION	8(A) SOLE SOURCE	No Preference used	SOLE SOURCE	39	5,477,679
NOT AVAILABLE FOR COMPETITION Total				39	5,477,679
NOT COMPETED	NO SET ASIDE USED.	No Preference used	NOT SOLE SOURCE	4	280,847
NOT COMPETED Total				4	280,847
NOT COMPETED UNDER SAP	8(A) SOLE SOURCE	No Preference used	SOLE SOURCE	21	-290,224
	NO SET ASIDE USED.	No Preference used	NOT SOLE SOURCE	5	-142,587
NOT COMPETED UNDER SAP Total				26	-432,811
Grand Total				202	25,702,749

Department: HEALTH AND HUMAN SERVICES, DEPARTMENT OF
 Socio-Economic Category: ALASKAN_NATIVE_CORPORATION

FUNDING DEPARTMENT NAME		HEALTH AND HUMAN SERVICES, DEPARTMENT OF			
ALASKAN_NATIVE_CORPORATION		YES			
EXTENT_COMPETED_DESCRIPTION	TYPE_OF_SET_ASIDE_DESCRIPTION	EVALUATED_PREFERENCE	SOLE_SOURCE_CATEGORY	Values	
				SB_Action	SB_\$
COMPETED UNDER SAP	8A COMPETED	No Preference used	NOT SOLE SOURCE	3	139,108
	BUY INDIAN	No Preference used	NOT SOLE SOURCE	5	1,444,144
	NO SET ASIDE USED.	No Preference used	NOT SOLE SOURCE	7	39,627
	SMALL BUSINESS SET ASIDE - TOTAL	No Preference used	NOT SOLE SOURCE	4	-70,406
	INDIAN ECONOMIC ENTERPRISE	No Preference used	NOT SOLE SOURCE	1	0
	Not Selected	No Preference used	NOT SOLE SOURCE	76	1,658,557
COMPETED UNDER SAP Total				96	3,211,031
FULL AND OPEN COMPETITION	NO SET ASIDE USED.	No Preference used	NOT SOLE SOURCE	25	957,331
	SMALL BUSINESS SET ASIDE - TOTAL	No Preference used	NOT SOLE SOURCE	5	866,456
FULL AND OPEN COMPETITION Total				30	1,823,786
FULL AND OPEN COMPETITION AFTER EXCLUSION OF SOURCES	8A COMPETED	No Preference used	NOT SOLE SOURCE	44	18,989,707
	BUY INDIAN	No Preference used	NOT SOLE SOURCE	1	0
	HUBZONE SET-ASIDE	No Preference used	NOT SOLE SOURCE	4	-4,353,754
	NO SET ASIDE USED.	No Preference used	NOT SOLE SOURCE	49	125,096
	SMALL BUSINESS SET ASIDE - PARTIAL	No Preference used	NOT SOLE SOURCE	5	0
	SMALL BUSINESS SET ASIDE - TOTAL	No Preference used	NOT SOLE SOURCE	61	8,294,243
FULL AND OPEN COMPETITION AFTER EXCLUSION OF SOURCES Total				164	23,055,292
NOT AVAILABLE FOR COMPETITION	8(A) SOLE SOURCE	No Preference used	SOLE SOURCE	640	135,975,646
	NO SET ASIDE USED.	No Preference used	NOT SOLE SOURCE	77	11,964,922
NOT AVAILABLE FOR COMPETITION Total				717	147,940,568
NOT COMPETED	NO SET ASIDE USED.	No Preference used	NOT SOLE SOURCE	30	10,059,082
NOT COMPETED Total				30	10,059,082
NOT COMPETED UNDER SAP	8(A) SOLE SOURCE	No Preference used	SOLE SOURCE	40	4,020,217
	NO SET ASIDE USED.	No Preference used	NOT SOLE SOURCE	16	686,563
NOT COMPETED UNDER SAP Total				56	4,706,780
Not Selected	Not Selected	OTHER	NOT SOLE SOURCE	4	0
Not Selected Total				4	0
Grand Total				1,097	190,796,540

FUNDING_DEPARTMENT_NAME	HEALTH AND HUMAN SERVICES, DEPARTMENT OF
WOSB_EDWOSB	YES

EXTENT_COMPETED_DESCRIPTION	TYPE_OF_SET_ASIDE_DESCRIPTION	EVALUATED_PREFERENCE	Values	
			SB_Action	SB_\$
COMPETED UNDER SAP	8A COMPETED	No Preference used	14	1,915,108
	BUY INDIAN	No Preference used	60	1,288,747
	ECONOMICALLY DISADVANTAGED WOMEN OWNED SMALL BUSINESS	No Preference used	6	416,439
	HUBZONE SET-ASIDE	No Preference used	2	1,535,569
	NO SET ASIDE USED.	No Preference used	991	17,681,628
	SERVICE DISABLED VETERAN OWNED SMALL BUSINESS SET-ASIDE	No Preference used	8	1,085,770
	SMALL BUSINESS SET ASIDE - PARTIAL	No Preference used	2	88,148
	SMALL BUSINESS SET ASIDE - TOTAL	No Preference used	645	21,817,260
	WOMEN OWNED SMALL BUSINESS	No Preference used	30	3,556,296
	Not Selected	No Preference used	26	553,781
COMPETED UNDER SAP Total			1,784	49,938,745
COMPETITIVE DELIVERY ORDER	NO SET ASIDE USED.	No Preference used	3	-175,424
	SMALL BUSINESS SET ASIDE - TOTAL	No Preference used	1	-171,771
	Not Selected	No Preference used	1	-1,125
COMPETITIVE DELIVERY ORDER Total			5	-348,320
FULL AND OPEN COMPETITION	8(A) SOLE SOURCE	No Preference used	9	3,054,474
	8A COMPETED	No Preference used	12	3,818,994
	ECONOMICALLY DISADVANTAGED WOMEN OWNED SMALL BUSINESS	No Preference used	5	2,016,983
	HUBZONE SET-ASIDE	No Preference used	14	1,814,483
	HUBZONE SOLE SOURCE	No Preference used	2	2,357,296
	NO SET ASIDE USED.	No Preference used	2,782	447,579,468
	SERVICE DISABLED VETERAN OWNED SMALL BUSINESS SET-ASIDE	No Preference used	2	221,204
	SMALL BUSINESS SET ASIDE - PARTIAL	No Preference used	2	70,943
	SMALL BUSINESS SET ASIDE - TOTAL	No Preference used	204	49,354,925
	SMALL BUSINESS SET ASIDE - TOTAL	OTHER	12	11,437,912
	WOMEN OWNED SMALL BUSINESS	No Preference used	58	26,520,674
	WOMEN OWNED SMALL BUSINESS	OTHER	1	589,126
	Not Selected	No Preference used	326	91,795,506
	Not Selected	OTHER	110	12,194,665
FULL AND OPEN COMPETITION Total			3,539	652,826,654
FULL AND OPEN COMPETITION AFTER EXCLUSION OF SOURCES	8(A) SOLE SOURCE	No Preference used	7	5,025,564
	8A COMPETED	No Preference used	433	155,599,545
	BUY INDIAN	No Preference used	5	780,000
	ECONOMICALLY DISADVANTAGED WOMEN OWNED SMALL BUSINESS	No Preference used	9	556,668
	HUBZONE SET-ASIDE	No Preference used	37	1,887,253
	NO SET ASIDE USED.	No Preference used	63	20,356,609
	SERVICE DISABLED VETERAN OWNED SMALL BUSINESS SET-ASIDE	No Preference used	10	234,515
	SMALL BUSINESS SET ASIDE - PARTIAL	No Preference used	24	2,759,619
	SMALL BUSINESS SET ASIDE - TOTAL	No Preference used	1,445	410,994,862
	WOMEN OWNED SMALL BUSINESS	No Preference used	114	34,055,225
	Not Selected	No Preference used	20	714,613
FULL AND OPEN COMPETITION AFTER EXCLUSION OF SOURCES Total			2,167	632,964,472
NON-COMPETITIVE DELIVERY ORDER	8A COMPETED	No Preference used	1	0
	NO SET ASIDE USED.	No Preference used	4	0
NON-COMPETITIVE DELIVERY ORDER Total			5	0
NOT AVAILABLE FOR COMPETITION	8(A) SOLE SOURCE	No Preference used	892	114,548,834
	HUBZONE SOLE SOURCE	No Preference used	4	84,992
	NO SET ASIDE USED.	No Preference used	65	12,594,482
	WOMEN OWNED SMALL BUSINESS SOLE SOURCE	No Preference used	9	3,202,688
	ECONOMICALLY DISADVANTAGED WOMEN OWNED SMALL BUSINESS SOLE SOURCE	No Preference used	8	627,000
	Not Selected	OTHER	1	0
NOT AVAILABLE FOR COMPETITION Total			979	131,057,996
NOT COMPETED	8A COMPETED	No Preference used	2	0
	NO SET ASIDE USED.	No Preference used	284	28,883,228
NOT COMPETED Total			286	28,883,228
NOT COMPETED UNDER SAP	8(A) SOLE SOURCE	No Preference used	225	20,239,290
	HUBZONE SOLE SOURCE	No Preference used	1	125,407
	NO SET ASIDE USED.	No Preference used	625	19,229,084
	WOMEN OWNED SMALL BUSINESS SOLE SOURCE	No Preference used	4	591,849
	ECONOMICALLY DISADVANTAGED WOMEN OWNED SMALL BUSINESS SOLE SOURCE	No Preference used	1	7,750

EXTENT_COMPETED_DESCRIPTION	TYPE_OF_SET_ASIDE_DESCRIPTION	EVALUATED_PREFERENCE	SB_Action	SB_\$
NOT COMPETED UNDER SAP Total			856	40,193,379
Not Selected	8A COMPETED	No Preference used	1	0
	NO SET ASIDE USED.	No Preference used	19	105,714
	SMALL BUSINESS SET ASIDE - TOTAL	No Preference used	1	0
	Not Selected	OTHER	138	0
Not Selected Total			159	105,714
Grand Total			9,780	1,535,621,867

FUNDING DEPARTMENT NAME		HOUSING AND URBAN DEVELOPMENT, DEPARTMENT OF		Values	
EXTENT_COMPETED_DESCRIPTION	TYPE_OF_SET_ASIDE_DESCRIPTION	EVALUATED_PREFERENCE	SOLE_SOURCE_CATEGORY	SB_Action	SB_\$
COMPETED UNDER SAP	HURZONE SET-ASIDE	No Preference used	NOT SOLE SOURCE	2	961,776
	NO SET ASIDE USED.	No Preference used	NOT SOLE SOURCE	17	63,273
	SMALL BUSINESS SET ASIDE - TOTAL	No Preference used	NOT SOLE SOURCE	137	5,638,021
	Not Selected	No Preference used	NOT SOLE SOURCE	2	599,973
COMPETED UNDER SAP Total				158	7,263,043
FULL AND OPEN COMPETITION	BA COMPETED	No Preference used	NOT SOLE SOURCE	3	5,625,148
	HURZONE SET-ASIDE	No Preference used	NOT SOLE SOURCE	5	272,445
	NO SET ASIDE USED.	No Preference used	NOT SOLE SOURCE	89	-3,046,184
	SERVICE DISABLED VETERAN OWNED SMALL BUSINESS SET-ASIDE	No Preference used	NOT SOLE SOURCE	24	16,509,540
	SMALL BUSINESS SET ASIDE - TOTAL	No Preference used	NOT SOLE SOURCE	45	15,378,934
	SMALL BUSINESS SET ASIDE - TOTAL	OTHER	NOT SOLE SOURCE	1	129,342
	WOMEN OWNED SMALL BUSINESS	No Preference used	NOT SOLE SOURCE	5	129,540
	Not Selected	No Preference used	NOT SOLE SOURCE	4	-14,408
	Not Selected	OTHER	NOT SOLE SOURCE	3	-119,246
FULL AND OPEN COMPETITION Total				179	34,865,110
FULL AND OPEN COMPETITION AFTER EXCLUSION OF SOURCES	8(A) SOLE SOURCE	No Preference used	SOLE SOURCE	19	4,467,867
	BA COMPETED	No Preference used	NOT SOLE SOURCE	152	47,313,364
	HURZONE SET-ASIDE	No Preference used	NOT SOLE SOURCE	5	4,702,724
	NO SET ASIDE USED.	No Preference used	NOT SOLE SOURCE	8	16,013,065
	SERVICE DISABLED VETERAN OWNED SMALL BUSINESS SET-ASIDE	No Preference used	NOT SOLE SOURCE	2	692,059
	SMALL BUSINESS SET ASIDE - PARTIAL	No Preference used	NOT SOLE SOURCE	1	5,000
	SMALL BUSINESS SET ASIDE - TOTAL	No Preference used	NOT SOLE SOURCE	181	176,238,604
	WOMEN OWNED SMALL BUSINESS	No Preference used	NOT SOLE SOURCE	6	15,180,000
	WOMEN OWNED SMALL BUSINESS SOLE SOURCE	No Preference used	SOLE SOURCE	1	785,000
	Not Selected	No Preference used	NOT SOLE SOURCE	20	3,472,258
FULL AND OPEN COMPETITION AFTER EXCLUSION OF SOURCES Total				395	268,869,941
NON-COMPETITIVE DELIVERY ORDER	SMALL BUSINESS SET ASIDE - TOTAL	No Preference used	NOT SOLE SOURCE	2	-1,125,708
NON-COMPETITIVE DELIVERY ORDER Total				2	-1,125,708
NOT AVAILABLE FOR COMPETITION	8(A) SOLE SOURCE	No Preference used	SOLE SOURCE	322	42,963,540
	HURZONE SOLE SOURCE	No Preference used	SOLE SOURCE	2	1,091,875
	NO SET ASIDE USED.	No Preference used	NOT SOLE SOURCE	15	754,960
	WOMEN OWNED SMALL BUSINESS SOLE SOURCE	No Preference used	SOLE SOURCE	4	810,232
NOT AVAILABLE FOR COMPETITION Total				343	45,620,607
NOT COMPETED	NO SET ASIDE USED.	No Preference used	NOT SOLE SOURCE	63	37,098,494
NOT COMPETED Total				63	37,098,494
NOT COMPETED UNDER SAP	8(A) SOLE SOURCE	No Preference used	SOLE SOURCE	27	4,505,220
	NO SET ASIDE USED.	No Preference used	NOT SOLE SOURCE	35	1,494,901
NOT COMPETED UNDER SAP Total				62	6,000,121
Not Selected	Not Selected	OTHER	NOT SOLE SOURCE	8	0
Not Selected Total				8	0
Grand Total				1,210	396,591,608

Department: HOUSING AND URBAN DEVELOPMENT, DEPARTMENT OF
 Socio-Economic Category: SRDVOB_FLAG

FUNDING DEPARTMENT NAME		HOUSING AND URBAN DEVELOPMENT, DEPARTMENT OF			
SRDVOB_FLAG		YES			
EXTENT_COMPETED_DESCRIPTION	TYPE_OF_SET_ASIDE_DESCRIPTION	EVALUATED_PREFERENCE	SOLE_SOURCE_CATEGORY	Values	SB_5
COMPETED UNDER SAP	SMALL BUSINESS SET ASIDE - TOTAL	No Preference used	NOT SOLE SOURCE	4	(6,884)
COMPETED UNDER SAP Total				4	(6,884)
FULL AND OPEN COMPETITION	NO SET ASIDE USED.	No Preference used	NOT SOLE SOURCE	11	9,022,456
	SERVICE DISABLED VETERAN OWNED SMALL BUSINESS SET-ASIDE	No Preference used	NOT SOLE SOURCE	24	16,509,540
	SMALL BUSINESS SET ASIDE - TOTAL	No Preference used	NOT SOLE SOURCE	2	180,462
FULL AND OPEN COMPETITION Total				37	25,712,459
FULL AND OPEN COMPETITION AFTER EXCLUSION OF SOURCES	8A COMPETED	No Preference used	NOT SOLE SOURCE	12	6,367,422
	SERVICE DISABLED VETERAN OWNED SB SET-ASIDE	No Preference used	NOT SOLE SOURCE	2	692,059
	SMALL BUSINESS SET ASIDE - TOTAL	No Preference used	NOT SOLE SOURCE	14	35,576,663
FULL AND OPEN COMPETITION AFTER EXCLUSION OF SOURCES Total				28	42,636,145
NOT AVAILABLE FOR COMPETITION	8(A) SOLE SOURCE	No Preference used	SOLE SOURCE	34	7,391,391
	NO SET ASIDE USED.	No Preference used	NOT SOLE SOURCE	3	94,500
NOT AVAILABLE FOR COMPETITION Total				37	7,485,891
NOT COMPETED	NO SET ASIDE USED.	No Preference used	NOT SOLE SOURCE	6	803,441
NOT COMPETED Total				6	803,441
NOT COMPETED UNDER SAP	8(A) SOLE SOURCE	No Preference used	SOLE SOURCE	5	331,059
	NO SET ASIDE USED.	No Preference used	NOT SOLE SOURCE	1	411,732
NOT COMPETED UNDER SAP Total				6	742,791
Not Selected	Not Selected	OTHER	NOT SOLE SOURCE	1	-
Not Selected Total				1	-
Grand Total				119	77,373,842

FUNDING_DEPARTMENT_NAME	HOUSING AND URBAN DEVELOPMENT, DEPARTMENT OF
HubZone_FLAG	YES

EXTENT_COMPETED_DESCRIPTION	TYPE_OF_SET_ASIDE_DESCRIPTION	EVALUATED_PREFERENCE	SOLE_SOURCE_CATEGORY	Values	SB_S
COMPETED UNDER SAP	HUBZONE SET-ASIDE	No Preference used	NOT SOLE SOURCE	2	961,776
COMPETED UNDER SAP Total				2	961,776
FULL AND OPEN COMPETITION	HUBZONE SET-ASIDE	No Preference used	NOT SOLE SOURCE	3	268,285
	SMALL BUSINESS SET ASIDE - TOTAL	No Preference used	NOT SOLE SOURCE	2	164,032
FULL AND OPEN COMPETITION Total				5	432,317
FULL AND OPEN COMPETITION AFTER EXCLUSION OF SOURCES	8A COMPETED	No Preference used	NOT SOLE SOURCE	3	743,678
	HUBZONE SET-ASIDE	No Preference used	NOT SOLE SOURCE	5	4,702,724
	SMALL BUSINESS SET ASIDE - TOTAL	No Preference used	NOT SOLE SOURCE	11	21,308,916
FULL AND OPEN COMPETITION AFTER EXCLUSION OF SOURCES Total				19	26,755,319
NOT AVAILABLE FOR COMPETITION	8(A) SOLE SOURCE	No Preference used	SOLE SOURCE	30	4,463,752
	HUBZONE SOLE SOURCE	No Preference used	SOLE SOURCE	2	1,091,875
	NO SET ASIDE USED.	No Preference used	NOT SOLE SOURCE	1	-87,432
NOT AVAILABLE FOR COMPETITION Total				33	5,468,194
NOT COMPETED UNDER SAP	8(A) SOLE SOURCE	No Preference used	SOLE SOURCE	2	26,113
NOT COMPETED UNDER SAP Total				2	26,113
Grand Total				61	33,643,719

Department: HOUSING AND URBAN DEVELOPMENT, DEPARTMENT OF
 Socio-Economic Category: SDB

FUNDING DEPARTMENT NAME		HOUSING AND URBAN DEVELOPMENT, DEPARTMENT OF		Values	
SDB		YES		SB_Action	SB_\$
EXTENT_COMPETED_DESCRIPTION	TYPE_OF_SET_ASIDE_DESCRIPTION	EVALUATED_PREFERENCE	SOLE_SOURCE_CATEGORY	SB_Action	SB_\$
COMPETED UNDER SAP	NO SET ASIDE USED.	No Preference used	NOT SOLE SOURCE	4	22,471
	SMALL BUSINESS SET ASIDE - TOTAL	No Preference used	NOT SOLE SOURCE	32	667,955
COMPETED UNDER SAP Total				36	690,427
FULL AND OPEN COMPETITION	8A COMPETED	No Preference used	NOT SOLE SOURCE	3	5,625,148
	NO SET ASIDE USED.	No Preference used	NOT SOLE SOURCE	18	-27,639,643
	SERVICE DISABLED VETERAN OWNED SMALL BUSINESS SET-ASIDE	No Preference used	NOT SOLE SOURCE	1	19,100
	SMALL BUSINESS SET ASIDE - TOTAL	No Preference used	NOT SOLE SOURCE	18	5,074,372
	WOMEN OWNED SMALL BUSINESS	No Preference used	NOT SOLE SOURCE	4	3,180
FULL AND OPEN COMPETITION Total				44	-16,917,843
FULL AND OPEN COMPETITION AFTER EXCLUSION OF SOURCES	8(A) SOLE SOURCE	No Preference used	SOLE SOURCE	19	4,467,867
	8A COMPETED	No Preference used	NOT SOLE SOURCE	152	47,313,364
	HUBZONE SET-ASIDE	No Preference used	NOT SOLE SOURCE	2	3,649
	NO SET ASIDE USED.	No Preference used	NOT SOLE SOURCE	8	16,013,065
	SERVICE DISABLED VETERAN OWNED SMALL BUSINESS SET-ASIDE	No Preference used	NOT SOLE SOURCE	2	692,059
	SMALL BUSINESS SET ASIDE - TOTAL	No Preference used	NOT SOLE SOURCE	86	133,945,158
	WOMEN OWNED SMALL BUSINESS	No Preference used	NOT SOLE SOURCE	3	5,330,000
	WOMEN OWNED SMALL BUSINESS SOLE SOURCE	No Preference used	SOLE SOURCE	1	785,000
FULL AND OPEN COMPETITION AFTER EXCLUSION OF SOURCES Total				273	208,550,161
NOT AVAILABLE FOR COMPETITION	8(A) SOLE SOURCE	No Preference used	SOLE SOURCE	322	42,963,540
	HUBZONE SOLE SOURCE	No Preference used	SOLE SOURCE	2	1,091,875
	NO SET ASIDE USED.	No Preference used	NOT SOLE SOURCE	13	1,045,437
	WOMEN OWNED SMALL BUSINESS SOLE SOURCE	No Preference used	SOLE SOURCE	4	810,232
NOT AVAILABLE FOR COMPETITION Total				341	45,911,083
NOT COMPETED	NO SET ASIDE USED.	No Preference used	NOT SOLE SOURCE	19	14,655,844
NOT COMPETED Total				19	14,655,844
NOT COMPETED UNDER SAP	8(A) SOLE SOURCE	No Preference used	SOLE SOURCE	27	4,505,220
	NO SET ASIDE USED.	No Preference used	NOT SOLE SOURCE	12	544,592
NOT COMPETED UNDER SAP Total				39	5,049,812
Not Selected	Not Selected	OTHER	NOT SOLE SOURCE	6	0
Not Selected Total				6	0
Grand Total				758	257,939,483

Department: HOUSING AND URBAN DEVELOPMENT, DEPARTMENT OF
 Socio-Economic Category: INDIAN_TRIBE

FUNDING DEPARTMENT NAME	HOUSING AND URBAN DEVELOPMENT, DEPARTMENT OF
INDIAN TRIBE	YES

EXTENT_COMPETED_DESCRIPTION	TYPE_OF_SET_ASIDE_DESCRIPTION	EVALUATED_PREFERENCE	SOLE_SOURCE_CATEGORY	Values	
				SB_Action	SB_\$
NOT AVAILABLE FOR COMPETITION	8(A) SOLE SOURCE	No Preference used	SOLE SOURCE	4	284,362
NOT AVAILABLE FOR COMPETITION Total				4	284,362
Grand Total				4	284,362

Department: HOUSING AND URBAN DEVELOPMENT, DEPARTMENT OF
 Socio-Economic Category: NATIVE_HAWAIIAN_ORGANIZATION

FUNDING_DEPARTMENT_NAME	HOUSING AND URBAN DEVELOPMENT, DEPARTMENT OF
NATIVE_HAWAIIAN_ORGANIZATION	YES

EXTENT_COMPETED_DESCRIPTION	TYPE_OF_SET_ASIDE_DESCRIPTION	EVALUATED_PREFERENCE	SOLE_SOURCE_CATEGORY	Values	
				SB_Action	SB_\$
Grand Total					

Department: HOUSING AND URBAN DEVELOPMENT, DEPARTMENT OF
 Socio-Economic Category: ALASKAN_NATIVE_CORPORATION

FUNDING DEPARTMENT NAME	HOUSING AND URBAN DEVELOPMENT, DEPARTMENT OF
ALASKAN NATIVE CORPORATION	YES

EXTENT_COMPETED_DESCRIPTION	TYPE_OF_SET_ASIDE_DESCRIPTION	EVALUATED_PREFERENCE	SOLE_SOURCE_CATEGORY	Values	
				SB_Action	SB_\$
FULL AND OPEN COMPETITION AFTER EXCLUSION OF SOURCES	8A COMPETED	No Preference used	NOT SOLE SOURCE	2	617,465
FULL AND OPEN COMPETITION AFTER EXCLUSION OF SOURCES Total				2	617,465
NOT AVAILABLE FOR COMPETITION	8(A) SOLE SOURCE	No Preference used	SOLE SOURCE	70	12,468,385
NOT AVAILABLE FOR COMPETITION Total				70	12,468,385
Grand Total				72	13,085,850

Department: HOUSING AND URBAN DEVELOPMENT, DEPARTMENT OF
 Socio-Economic Category: WOSB_EDWOSB

FUNDING DEPARTMENT NAME	HOUSING AND URBAN DEVELOPMENT, DEPARTMENT OF
WOSB_EDWOSB	YES

EXTENT_COMPETED_DESCRIPTION	TYPE_OF_SET_ASIDE_DESCRIPTION	EVALUATED_PREFERENCE	Values	
			SB_Action	SB_\$
COMPETED UNDER SAP	HUBZONE SET-ASIDE	No Preference used	2	961,776
	NO SET ASIDE USED.	No Preference used	3	15,000
	SMALL BUSINESS SET ASIDE - TOTAL	No Preference used	55	3,930,000
	Not Selected	No Preference used	2	599,973
COMPETED UNDER SAP Total			62	5,506,749
FULL AND OPEN COMPETITION	8A COMPETED	No Preference used	3	5,625,148
	NO SET ASIDE USED.	No Preference used	28	-8,671,133
	SMALL BUSINESS SET ASIDE - TOTAL	No Preference used	14	272,849
	WOMEN OWNED SMALL BUSINESS	No Preference used	5	129,540
	Not Selected	No Preference used	2	-14,408
	Not Selected	OTHER	1	-51,684
FULL AND OPEN COMPETITION Total			53	-2,709,689
FULL AND OPEN COMPETITION AFTER EXCLUSION OF SOURCES	8(A) SOLE SOURCE	No Preference used	5	1,501,845
	8A COMPETED	No Preference used	28	6,706,934
	HUBZONE SET-ASIDE	No Preference used	2	3,649
	SMALL BUSINESS SET ASIDE - TOTAL	No Preference used	55	100,025,687
	WOMEN OWNED SMALL BUSINESS	No Preference used	6	15,180,000
	WOMEN OWNED SMALL BUSINESS SOLE SOURCE	No Preference used	1	785,000
FULL AND OPEN COMPETITION AFTER EXCLUSION OF SOURCES Total			97	124,203,115
NON-COMPETITIVE DELIVERY ORDER	SMALL BUSINESS SET ASIDE - TOTAL	No Preference used	2	-1,125,708
NON-COMPETITIVE DELIVERY ORDER Total			2	-1,125,708
NOT AVAILABLE FOR COMPETITION	8(A) SOLE SOURCE	No Preference used	75	-1,257,894
	HUBZONE SOLE SOURCE	No Preference used	2	1,091,875
	NO SET ASIDE USED.	No Preference used	9	616,275
	WOMEN OWNED SMALL BUSINESS SOLE SOURCE	No Preference used	4	810,232
NOT AVAILABLE FOR COMPETITION Total			90	1,260,488
NOT COMPETED	NO SET ASIDE USED.	No Preference used	20	21,969,002
NOT COMPETED Total			20	21,969,002
NOT COMPETED UNDER SAP	8(A) SOLE SOURCE	No Preference used	5	1,095,887
	NO SET ASIDE USED.	No Preference used	9	491,371
NOT COMPETED UNDER SAP Total			14	1,587,258
Not Selected	Not Selected	OTHER	4	0
Not Selected Total			4	0
Grand Total			342	150,691,215

FUNDING DEPARTMENT NAME		NATIONAL AERONAUTICS AND SPACE ADMINISTRATION		Values	
EXTENT_COMPETED_DESCRIPTION	TYPE_OF_SET_ASIDE_DESCRIPTION	EVALUATED_PREFERENCE	SOLE_SOURCE_CATEGORY	SB_Action	SB_S
COMPETED UNDER SAP	BA COMPETED	No Preference used	NOT SOLE SOURCE	9	582,544
	ECONOMICALLY DISADVANTAGED WOMEN OWNED SMALL BUSINESS	No Preference used	NOT SOLE SOURCE	8	157,405
	HURZONE SET-ASIDE	No Preference used	NOT SOLE SOURCE	18	704,662
	NO SET ASIDE USED.	No Preference used	NOT SOLE SOURCE	880	20,996,433
	SERVICE DISABLED VETERAN OWNED SMALL BUSINESS SET-ASIDE	No Preference used	NOT SOLE SOURCE	26	2,206,327
	SMALL BUSINESS SET ASIDE - PARTIAL	No Preference used	NOT SOLE SOURCE	5	346,449
	SMALL BUSINESS SET ASIDE - TOTAL	No Preference used	NOT SOLE SOURCE	1,706	51,918,779
	WOMEN OWNED SMALL BUSINESS	No Preference used	NOT SOLE SOURCE	18	815,252
	Not Selected	No Preference used	NOT SOLE SOURCE	54	637,671
COMPETED UNDER SAP Total				2,724	78,365,519
COMPETITIVE DELIVERY ORDER	NO SET ASIDE USED.	No Preference used	NOT SOLE SOURCE	1	-92
COMPETITIVE DELIVERY ORDER Total				1	-92
FULL AND OPEN COMPETITION	HURZONE SET-ASIDE	No Preference used	NOT SOLE SOURCE	2	0
	NO SET ASIDE USED.	No Preference used	NOT SOLE SOURCE	1,453	171,498,700
	SERVICE DISABLED VETERAN OWNED SMALL BUSINESS SET-ASIDE	No Preference used	NOT SOLE SOURCE	4	422,783
	SMALL BUSINESS SET ASIDE - PARTIAL	No Preference used	NOT SOLE SOURCE	1	170,462
	SMALL BUSINESS SET ASIDE - TOTAL	No Preference used	NOT SOLE SOURCE	213	8,562,923
	SMALL BUSINESS SET ASIDE - TOTAL	OTHER	NOT SOLE SOURCE	12	-1,769
	WOMEN OWNED SMALL BUSINESS	No Preference used	NOT SOLE SOURCE	5	-4,040
	Not Selected	No Preference used	NOT SOLE SOURCE	500	95,087,764
	Not Selected	OTHER	NOT SOLE SOURCE	169	6,885,814
FULL AND OPEN COMPETITION Total				2,399	282,622,697
FULL AND OPEN COMPETITION AFTER EXCLUSION OF SOURCES	R(A) SOLE SOURCE	No Preference used	SOLE SOURCE	1	2,360
	BA COMPETED	No Preference used	NOT SOLE SOURCE	1,500	630,764,281
	ECONOMICALLY DISADVANTAGED WOMEN OWNED SMALL BUSINESS	No Preference used	NOT SOLE SOURCE	7	766,665
	HURZONE SET-ASIDE	No Preference used	NOT SOLE SOURCE	357	47,085,322
	NO SET ASIDE USED.	No Preference used	NOT SOLE SOURCE	34	2,515,283
	RESERVED FOR SMALL BUSINESS	No Preference used	NOT SOLE SOURCE	8	647,048
	SDVO SB SOLE SOURCE	No Preference used	SOLE SOURCE	1	69,426
	SERVICE DISABLED VETERAN OWNED SMALL BUSINESS SET-ASIDE	No Preference used	NOT SOLE SOURCE	714	72,883,358
	SMALL BUSINESS SET ASIDE - PARTIAL	No Preference used	NOT SOLE SOURCE	51	10,331,146
	SMALL BUSINESS SET ASIDE - TOTAL	No Preference used	NOT SOLE SOURCE	5,580	1,527,585,795
	WOMEN OWNED SMALL BUSINESS	No Preference used	NOT SOLE SOURCE	78	32,790,744
	Not Selected	No Preference used	NOT SOLE SOURCE	1	102,923
FULL AND OPEN COMPETITION AFTER EXCLUSION OF SOURCES Total				8,332	2,325,544,521
NOT AVAILABLE FOR COMPETITION	R(A) SOLE SOURCE	No Preference used	SOLE SOURCE	351	55,987,236
	HURZONE SOLE SOURCE	No Preference used	SOLE SOURCE	20	2,130,112
	NO SET ASIDE USED.	No Preference used	NOT SOLE SOURCE	11	1,075,375
	SDVO SB SOLE SOURCE	No Preference used	SOLE SOURCE	2	1,366,338
	SMALL BUSINESS SET ASIDE - TOTAL	OTHER	NOT SOLE SOURCE	2	12,248
	Not Selected	OTHER	NOT SOLE SOURCE	1	0
NOT AVAILABLE FOR COMPETITION Total				387	60,571,309
NOT COMPETED	NO SET ASIDE USED.	No Preference used	NOT SOLE SOURCE	766	68,830,674
NOT COMPETED Total				766	68,830,674
NOT COMPETED UNDER SAP	R(A) SOLE SOURCE	No Preference used	SOLE SOURCE	15	739,695
	NO SET ASIDE USED.	No Preference used	NOT SOLE SOURCE	597	21,172,570
	SDVO SB SOLE SOURCE	No Preference used	SOLE SOURCE	6	224,034
	WOMEN OWNED SMALL BUSINESS SOLE SOURCE	No Preference used	SOLE SOURCE	5	463,327
	Not Selected	No Preference used	NOT SOLE SOURCE	14	524,157
NOT COMPETED UNDER SAP Total				637	23,123,782
Not Selected	Not Selected	OTHER	NOT SOLE SOURCE	176	0
Not Selected Total				176	0
Grand Total				15,382	2,830,058,351

Department: NATIONAL AERONAUTICS AND SPACE ADMINISTRATION
 Socio-Economic Category: SRDVOB_FLAG

FUNDING DEPARTMENT NAME		NATIONAL AERONAUTICS AND SPACE ADMINISTRATION			
SRDVOB_FLAG		YES			
EXTENT_COMPETED_DESCRIPTION	TYPE_OF_SET_ASIDE_DESCRIPTION	EVALUATED_PREFERENCE	SOLE_SOURCE_CATEGORY	Values	SB_\$
COMPETED UNDER SAP	NO SET ASIDE USED.	No Preference used	NOT SOLE SOURCE	15	197,577
	SERVICE DISABLED VETERAN OWNED SMALL BUSINESS SET-ASIDE	No Preference used	NOT SOLE SOURCE	26	2,206,327
	SMALL BUSINESS SET ASIDE - TOTAL	No Preference used	NOT SOLE SOURCE	114	822,983
COMPETED UNDER SAP Total				155	3,226,887
FULL AND OPEN COMPETITION	NO SET ASIDE USED.	No Preference used	NOT SOLE SOURCE	44	2,119,733
	SERVICE DISABLED VETERAN OWNED SMALL BUSINESS SET-ASIDE	No Preference used	NOT SOLE SOURCE	4	422,783
	SMALL BUSINESS SET ASIDE - TOTAL	No Preference used	NOT SOLE SOURCE	31	515,290
	Not Selected	No Preference used	NOT SOLE SOURCE	111	26,954,367
FULL AND OPEN COMPETITION Total				190	30,012,173
FULL AND OPEN COMPETITION AFTER EXCLUSION OF SOURCES	8A COMPLETED	No Preference used	NOT SOLE SOURCE	20	1,139,755
	ECONOMICALLY DISADVANTAGED WOMEN OWNED SMALL BUSINESS	No Preference used	NOT SOLE SOURCE	2	396,525
	HUBZONE SET-ASIDE	No Preference used	NOT SOLE SOURCE	34	3,413,231
	NO SET ASIDE USED.	No Preference used	NOT SOLE SOURCE	8	804,161
	SDVOB SOLE SOURCE	No Preference used	SOLE SOURCE	1	69,626
	SERVICE DISABLED VETERAN OWNED SMALL BUSINESS SET-ASIDE	No Preference used	NOT SOLE SOURCE	714	72,883,358
	SMALL BUSINESS SET ASIDE - PARTIAL	No Preference used	NOT SOLE SOURCE	1	19,210
	SMALL BUSINESS SET ASIDE - TOTAL	No Preference used	NOT SOLE SOURCE	250	20,973,587
FULL AND OPEN COMPETITION AFTER EXCLUSION OF SOURCES Total				1,030	99,699,450
NOT AVAILABLE FOR COMPETITION	8(A) SOLE SOURCE	No Preference used	SOLE SOURCE	60	9,570,661
	SDVOB SOLE SOURCE	No Preference used	SOLE SOURCE	2	1,366,338
NOT AVAILABLE FOR COMPETITION Total				62	10,937,000
NOT COMPETED	NO SET ASIDE USED.	No Preference used	NOT SOLE SOURCE	21	30,224,728
NOT COMPETED Total				21	30,224,728
NOT COMPETED UNDER SAP	8(A) SOLE SOURCE	No Preference used	SOLE SOURCE	1	164,437
	NO SET ASIDE USED.	No Preference used	NOT SOLE SOURCE	7	184,484
	SDVOB SOLE SOURCE	No Preference used	SOLE SOURCE	6	224,034
NOT COMPETED UNDER SAP Total				14	572,956
Not Selected	Not Selected	OTHER	NOT SOLE SOURCE	8	-
Not Selected Total				8	-
Grand Total				1,480	174,673,194

FUNDING_DEPARTMENT_NAME	NATIONAL AERONAUTICS AND SPACE ADMINISTRATION
HubZone_FLAG	YES

EXTENT_COMPETED_DESCRIPTION	TYPE_OF_SET_ASIDE_DESCRIPTION	EVALUATED_PREFERENCE	SOLE_SOURCE_CATEGORY	Values	
				SB_Action	SB_\$
COMPETED UNDER SAP	HUBZONE SET-ASIDE	No Preference used	NOT SOLE SOURCE	18	704,662
	NO SET ASIDE USED.	No Preference used	NOT SOLE SOURCE	3	95,414
	SMALL BUSINESS SET ASIDE - TOTAL	No Preference used	NOT SOLE SOURCE	73	696,423
	Not Selected	No Preference used	NOT SOLE SOURCE	5	56,722
COMPETED UNDER SAP Total				99	1,553,220
FULL AND OPEN COMPETITION	HUBZONE SET-ASIDE	No Preference used	NOT SOLE SOURCE	2	0
	NO SET ASIDE USED.	No Preference used	NOT SOLE SOURCE	34	1,859,897
	SMALL BUSINESS SET ASIDE - TOTAL	No Preference used	NOT SOLE SOURCE	7	1,015,589
FULL AND OPEN COMPETITION Total				43	2,875,485
FULL AND OPEN COMPETITION AFTER EXCLUSION OF SOURCES	8A COMPETED	No Preference used	NOT SOLE SOURCE	18	-1,541
	ECONOMICALLY DISADVANTAGED WOMEN OWNED SMALL BUSINESS	No Preference used	NOT SOLE SOURCE	2	396,525
	HUBZONE SET-ASIDE	No Preference used	NOT SOLE SOURCE	352	47,085,322
	NO SET ASIDE USED.	No Preference used	NOT SOLE SOURCE	4	21,263
	SERVICE DISABLED VETERAN OWNED SMALL BUSINESS SET-ASIDE	No Preference used	NOT SOLE SOURCE	17	72,061
	SMALL BUSINESS SET ASIDE - PARTIAL	No Preference used	NOT SOLE SOURCE	7	145,865
	SMALL BUSINESS SET ASIDE - TOTAL	No Preference used	NOT SOLE SOURCE	245	24,454,104
	WOMEN OWNED SMALL BUSINESS	No Preference used	NOT SOLE SOURCE	6	4,240,156
FULL AND OPEN COMPETITION AFTER EXCLUSION OF SOURCES Total				651	76,413,754
NOT AVAILABLE FOR COMPETITION	8(A) SOLE SOURCE	No Preference used	SOLE SOURCE	44	7,781,670
	HUBZONE SOLE SOURCE	No Preference used	SOLE SOURCE	19	2,130,112
NOT AVAILABLE FOR COMPETITION Total				63	9,911,782
NOT COMPETED	NO SET ASIDE USED.	No Preference used	NOT SOLE SOURCE	7	269,488
NOT COMPETED Total				7	269,488
NOT COMPETED UNDER SAP	8(A) SOLE SOURCE	No Preference used	SOLE SOURCE	4	141,753
	NO SET ASIDE USED.	No Preference used	NOT SOLE SOURCE	4	6,969
NOT COMPETED UNDER SAP Total				8	148,722
Not Selected	Not Selected	OTHER	NOT SOLE SOURCE	8	0
Not Selected Total				8	0
Grand Total				879	91,172,451

FUNDING DEPARTMENT NAME		NATIONAL AERONAUTICS AND SPACE ADMINISTRATION			
SDB		YES			
EXTENT_COMPETED_DESCRIPTION	TYPE_OF_SET_ASIDE_DESCRIPTION	EVALUATED_PREFERENCE	SOLE_SOURCE_CATEGORY	Values	
				SB_Action	SB_\$
COMPETED UNDER SAP	8A COMPETED	No Preference used	NOT SOLE SOURCE	9	582,544
	ECONOMICALLY DISADVANTAGED WOMEN OWNED SMALL BUSINESS	No Preference used	NOT SOLE SOURCE	8	157,405
	HUBZONE SET-ASIDE	No Preference used	NOT SOLE SOURCE	4	307,796
	NO SET ASIDE USED.	No Preference used	NOT SOLE SOURCE	142	3,020,808
	SERVICE DISABLED VETERAN OWNED SMALL BUSINESS SET-ASIDE	No Preference used	NOT SOLE SOURCE	10	1,064,080
	SMALL BUSINESS SET ASIDE - PARTIAL	No Preference used	NOT SOLE SOURCE	1	340,000
	SMALL BUSINESS SET ASIDE - TOTAL	No Preference used	NOT SOLE SOURCE	336	17,552,691
	WOMEN OWNED SMALL BUSINESS	No Preference used	NOT SOLE SOURCE	17	817,175
	Not Selected	No Preference used	NOT SOLE SOURCE	6	54,681
COMPETED UNDER SAP Total				533	23,897,179
FULL AND OPEN COMPETITION	HUBZONE SET-ASIDE	No Preference used	NOT SOLE SOURCE	2	0
	NO SET ASIDE USED.	No Preference used	NOT SOLE SOURCE	383	36,398,433
	SMALL BUSINESS SET ASIDE - TOTAL	No Preference used	NOT SOLE SOURCE	35	512,745
	SMALL BUSINESS SET ASIDE - TOTAL	OTHER	NOT SOLE SOURCE	2	5,000
	WOMEN OWNED SMALL BUSINESS	No Preference used	NOT SOLE SOURCE	2	0
	Not Selected	No Preference used	NOT SOLE SOURCE	171	13,075,384
	Not Selected	OTHER	NOT SOLE SOURCE	10	9,050
FULL AND OPEN COMPETITION Total				605	50,000,632
FULL AND OPEN COMPETITION AFTER EXCLUSION OF SOURCES	8(A) SOLE SOURCE	No Preference used	SOLE SOURCE	1	2,369
	8A COMPETED	No Preference used	NOT SOLE SOURCE	1,499	630,766,532
	ECONOMICALLY DISADVANTAGED WOMEN OWNED SMALL BUSINESS	No Preference used	NOT SOLE SOURCE	5	696,525
	HUBZONE SET-ASIDE	No Preference used	NOT SOLE SOURCE	243	29,339,021
	NO SET ASIDE USED.	No Preference used	NOT SOLE SOURCE	9	976,999
	RESERVED FOR SMALL BUSINESS	No Preference used	NOT SOLE SOURCE	2	91,095
	SERVICE DISABLED VETERAN OWNED SMALL BUSINESS SET-ASIDE	No Preference used	NOT SOLE SOURCE	188	5,120,661
	SMALL BUSINESS SET ASIDE - PARTIAL	No Preference used	NOT SOLE SOURCE	19	315,310
	SMALL BUSINESS SET ASIDE - TOTAL	No Preference used	NOT SOLE SOURCE	1,994	622,609,263
	WOMEN OWNED SMALL BUSINESS	No Preference used	NOT SOLE SOURCE	63	20,152,252
	Not Selected	No Preference used	NOT SOLE SOURCE	1	102,923
FULL AND OPEN COMPETITION AFTER EXCLUSION OF SOURCES Total				4,024	1,310,172,949
NOT AVAILABLE FOR COMPETITION	8(A) SOLE SOURCE	No Preference used	SOLE SOURCE	351	55,987,236
	HUBZONE SOLE SOURCE	No Preference used	SOLE SOURCE	18	1,731,013
NOT AVAILABLE FOR COMPETITION Total				369	57,718,249
NOT COMPETED	NO SET ASIDE USED.	No Preference used	NOT SOLE SOURCE	90	3,092,991
NOT COMPETED Total				90	3,092,991
NOT COMPETED UNDER SAP	8(A) SOLE SOURCE	No Preference used	SOLE SOURCE	15	739,695
	NO SET ASIDE USED.	No Preference used	NOT SOLE SOURCE	94	7,036,152
	SDVOSE SOLE SOURCE	No Preference used	SOLE SOURCE	6	224,034
	WOMEN OWNED SMALL BUSINESS SOLE SOURCE	No Preference used	SOLE SOURCE	5	463,327
	Not Selected	No Preference used	NOT SOLE SOURCE	8	128,468
NOT COMPETED UNDER SAP Total				128	8,591,676
Not Selected	Not Selected	OTHER	NOT SOLE SOURCE	50	0
Not Selected Total				50	0
Grand Total				5,799	1,453,473,656

FUNDING DEPARTMENT NAME	NATIONAL AERONAUTICS AND SPACE ADMINISTRATION
INDIAN TRIBE	YES

EXTENT_COMPETED_DESCRIPTION	TYPE_OF_SET_ASIDE_DESCRIPTION	EVALUATED_PREFERENCE	SOLE_SOURCE_CATEGORY	Values	
				SB_Action	SB_\$
COMPETED UNDER SAP	SMALL BUSINESS SET ASIDE - TOTAL	No Preference used	NOT SOLE SOURCE	25	29,140
COMPETED UNDER SAP Total				25	29,140
FULL AND OPEN COMPETITION	NO SET ASIDE USED.	No Preference used	NOT SOLE SOURCE	5	0
FULL AND OPEN COMPETITION Total				5	0
FULL AND OPEN COMPETITION AFTER EXCLUSION OF SOURCES	SMALL BUSINESS SET ASIDE - TOTAL	No Preference used	NOT SOLE SOURCE	5	0
FULL AND OPEN COMPETITION AFTER EXCLUSION OF SOURCES Total				5	0
NOT AVAILABLE FOR COMPETITION	§(A) SOLE SOURCE	No Preference used	SOLE SOURCE	21	1,731,903
NOT AVAILABLE FOR COMPETITION Total				21	1,731,903
Not Selected	Not Selected	OTHER	NOT SOLE SOURCE	1	0
Not Selected Total				1	0
Grand Total				57	1,761,043

Department: NATIONAL AERONAUTICS AND SPACE ADMINISTRATION
 Socio-Economic Category: NATIVE_HAWAIIAN_ORGANIZATION

FUNDING_DEPARTMENT_NAME	NATIONAL AERONAUTICS AND SPACE ADMINISTRATION
NATIVE_HAWAIIAN_ORGANIZATION	YES

EXTENT_COMPETED_DESCRIPTION	TYPE_OF_SET_ASIDE_DESCRIPTION	EVALUATED_PREFERENCE	SOLE_SOURCE_CATEGORY	Values	
				SB_Action	SB_\$
NOT AVAILABLE FOR COMPETITION	8(A) SOLE SOURCE	No Preference used	SOLE SOURCE	1	311,385
NOT AVAILABLE FOR COMPETITION Total				1	311,385
Grand Total				1	311,385

FUNDING DEPARTMENT NAME		NATIONAL AERONAUTICS AND SPACE ADMINISTRATION			
ALASKAN_NATIVE_CORPORATION		YES			
EXTENT_COMPETED_DESCRIPTION	TYPE_OF_SET_ASIDE_DESCRIPTION	EVALUATED_PREFERENCE	SOLE_SOURCE_CATEGORY	Values	SB_\$
COMPETED UNDER SAP	NO SET ASIDE USED.	No Preference used	NOT SOLE SOURCE	5	51,620
	SMALL BUSINESS SET ASIDE - TOTAL	No Preference used	NOT SOLE SOURCE	2	64,917
COMPETED UNDER SAP Total				7	116,537
FULL AND OPEN COMPETITION	NO SET ASIDE USED.	No Preference used	NOT SOLE SOURCE	68	7,795,216
FULL AND OPEN COMPETITION Total				68	7,795,216
FULL AND OPEN COMPETITION AFTER EXCLUSION OF SOURCES	8A COMPETED	No Preference used	NOT SOLE SOURCE	390	264,269,044
	HUBZONE SET-ASIDE	No Preference used	NOT SOLE SOURCE	4	5,000
	SMALL BUSINESS SET ASIDE - TOTAL	No Preference used	NOT SOLE SOURCE	374	403,430,631
FULL AND OPEN COMPETITION AFTER EXCLUSION OF SOURCES Total				768	667,704,675
NOT AVAILABLE FOR COMPETITION	8(A) SOLE SOURCE	No Preference used	SOLE SOURCE	26	18,341,364
NOT AVAILABLE FOR COMPETITION Total				26	18,341,364
NOT COMPETED	NO SET ASIDE USED.	No Preference used	NOT SOLE SOURCE	10	226,819
NOT COMPETED Total				10	226,819
Grand Total				879	694,184,611

Department: NATIONAL AERONAUTICS AND SPACE ADMINISTRATION
 Socio-Economic Category: WOSB_EDWOSB

FUNDING DEPARTMENT NAME	NATIONAL AERONAUTICS AND SPACE ADMINISTRATION
WOSB EDWOSB	YES

EXTENT_COMPETED_DESCRIPTION	TYPE_OF_SET_ASIDE_DESCRIPTION	EVALUATED_PREFERENCE	Values	
			SB_Action	SB_S
COMPETED UNDER SAP	8A COMPETED	No Preference used	9	582,544
	ECONOMICALLY DISADVANTAGED WOMEN OWNED SMALL BUSINESS	No Preference used	8	157,405
	HUBZONE SET-ASIDE	No Preference used	14	396,866
	NO SET ASIDE USED.	No Preference used	134	2,928,762
	SMALL BUSINESS SET ASIDE - PARTIAL	No Preference used	2	0
	SMALL BUSINESS SET ASIDE - TOTAL	No Preference used	426	17,973,701
	WOMEN OWNED SMALL BUSINESS	No Preference used	18	815,252
	Not Selected	No Preference used	38	442,324
COMPETED UNDER SAP Total			649	23,296,853
COMPETITIVE DELIVERY ORDER	NO SET ASIDE USED.	No Preference used	1	-92
COMPETITIVE DELIVERY ORDER Total			1	-92
FULL AND OPEN COMPETITION	NO SET ASIDE USED.	No Preference used	335	33,787,922
	SMALL BUSINESS SET ASIDE - PARTIAL	No Preference used	1	170,462
	SMALL BUSINESS SET ASIDE - TOTAL	No Preference used	54	1,802,304
	SMALL BUSINESS SET ASIDE - TOTAL	OTHER	5	81,846
	WOMEN OWNED SMALL BUSINESS	No Preference used	5	-4,040
	Not Selected	No Preference used	220	35,118,854
	Not Selected	OTHER	47	290,496
FULL AND OPEN COMPETITION Total			667	71,247,844
FULL AND OPEN COMPETITION AFTER EXCLUSION OF SOURCES	8A COMPETED	No Preference used	369	189,478,766
	ECONOMICALLY DISADVANTAGED WOMEN OWNED SMALL BUSINESS	No Preference used	7	766,665
	HUBZONE SET-ASIDE	No Preference used	121	17,252,364
	SERVICE DISABLED VETERAN OWNED SMALL BUSINESS SET-ASIDE	No Preference used	125	4,651,678
	SMALL BUSINESS SET ASIDE - PARTIAL	No Preference used	32	10,025,836
	SMALL BUSINESS SET ASIDE - TOTAL	No Preference used	1,288	397,293,318
	WOMEN OWNED SMALL BUSINESS	No Preference used	78	32,790,744
FULL AND OPEN COMPETITION AFTER EXCLUSION OF SOURCES Total			2,020	652,259,371
NOT AVAILABLE FOR COMPETITION	8(A) SOLE SOURCE	No Preference used	176	23,070,959
	HUBZONE SOLE SOURCE	No Preference used	1	0
	SMALL BUSINESS SET ASIDE - TOTAL	OTHER	2	12,248
NOT AVAILABLE FOR COMPETITION Total			179	23,083,207
NOT COMPETED	NO SET ASIDE USED.	No Preference used	79	2,440,235
NOT COMPETED Total			79	2,440,235
NOT COMPETED UNDER SAP	8(A) SOLE SOURCE	No Preference used	6	488,964
	NO SET ASIDE USED.	No Preference used	72	6,481,608
	WOMEN OWNED SMALL BUSINESS SOLE SOURCE	No Preference used	5	463,327
	Not Selected	No Preference used	8	128,468
NOT COMPETED UNDER SAP Total			91	7,562,367
Not Selected	Not Selected	OTHER	41	0
Not Selected Total			41	0
Grand Total			3,727	779,889,784

Department: NUCLEAR REGULATORY COMMISSION
 Socio-Economic Category: Small Business

FUNDING DEPARTMENT NAME		NUCLEAR REGULATORY COMMISSION		Values	
EXTENT_COMPETED_DESCRIPTION	TYPE_OF_SET_ASIDE_DESCRIPTION	EVALUATED_PREFERENCE	SOLE_SOURCE_CATEGORY	SB_Action	SB_S
COMPETED UNDER SAP	NO SET ASIDE USED.	No Preference used	NOT SOLE SOURCE	42	451,777
	SMALL BUSINESS SET ASIDE - TOTAL	No Preference used	NOT SOLE SOURCE	20	284,702
	Not Selected	No Preference used	NOT SOLE SOURCE	1	5,000
COMPETED UNDER SAP Total				63	741,479
COMPETITIVE DELIVERY ORDER	NO SET ASIDE USED.	No Preference used	NOT SOLE SOURCE	1	-15,679
	Not Selected	No Preference used	NOT SOLE SOURCE	4	1,541,077
COMPETITIVE DELIVERY ORDER Total				5	1,525,397
FULL AND OPEN COMPETITION	8(A) SOLE SOURCE	No Preference used	SOLE SOURCE	1	0
	8A COMPETED	No Preference used	NOT SOLE SOURCE	5	220,000
	NO SET ASIDE USED.	No Preference used	NOT SOLE SOURCE	162	19,352,748
	SERVICE DISABLED VETERAN OWNED SMALL BUSINESS SET-ASIDE	No Preference used	NOT SOLE SOURCE	1	218,273
	SMALL BUSINESS SET ASIDE - TOTAL	No Preference used	NOT SOLE SOURCE	26	2,617,042
	SMALL BUSINESS SET ASIDE - TOTAL	OTHER	NOT SOLE SOURCE	2	13,129
	Not Selected	No Preference used	NOT SOLE SOURCE	43	16,362,853
	Not Selected	OTHER	NOT SOLE SOURCE	8	401,549
FULL AND OPEN COMPETITION Total				248	39,185,594
FULL AND OPEN COMPETITION AFTER EXCLUSION OF SOURCES	8(A) SOLE SOURCE	No Preference used	SOLE SOURCE	9	1,369,106
	8A COMPETED	No Preference used	NOT SOLE SOURCE	29	4,683,045
	HUBZONE SET-ASIDE	No Preference used	NOT SOLE SOURCE	20	3,510,415
	SERVICE DISABLED VETERAN OWNED SMALL BUSINESS SET-ASIDE	No Preference used	NOT SOLE SOURCE	44	5,864,682
	SMALL BUSINESS SET ASIDE - PARTIAL	No Preference used	NOT SOLE SOURCE	51	1,400,241
	SMALL BUSINESS SET ASIDE - TOTAL	No Preference used	NOT SOLE SOURCE	149	14,825,753
	WOMEN OWNED SMALL BUSINESS	No Preference used	NOT SOLE SOURCE	2	132,371
FULL AND OPEN COMPETITION AFTER EXCLUSION OF SOURCES Total				304	31,785,613
NOT AVAILABLE FOR COMPETITION	8(A) SOLE SOURCE	No Preference used	SOLE SOURCE	208	18,150,685
	NO SET ASIDE USED.	No Preference used	NOT SOLE SOURCE	2	819,866
	WOMEN OWNED SMALL BUSINESS SOLE SOURCE	No Preference used	SOLE SOURCE	3	139,595
NOT AVAILABLE FOR COMPETITION Total				213	19,110,146
NOT COMPETED	NO SET ASIDE USED.	No Preference used	NOT SOLE SOURCE	44	3,976,849
NOT COMPETED Total				44	3,976,849
NOT COMPETED UNDER SAP	8(A) SOLE SOURCE	No Preference used	SOLE SOURCE	11	382,768
	NO SET ASIDE USED.	No Preference used	NOT SOLE SOURCE	43	201,986
	WOMEN OWNED SMALL BUSINESS SOLE SOURCE	No Preference used	SOLE SOURCE	2	66,774
NOT COMPETED UNDER SAP Total				56	651,529
Not Selected	Not Selected	OTHER	NOT SOLE SOURCE	1	0
Not Selected Total				1	0
Grand Total				934	96,976,607

FUNDING DEPARTMENT NAME		NUCLEAR REGULATORY COMMISSION			
SRDVOB_FLAG		YES			
EXTENT_COMPETED_DESCRIPTION	TYPE_OF_SET_ASIDE_DESCRIPTION	EVALUATED_PREFERENCE	SOLE_SOURCE_CATEGORY	Values	
				SB_Action	SB_S
COMPETED UNDER SAP	NO SET ASIDE USED.	No Preference used	NOT SOLE SOURCE	3	(7,688)
	SMALL BUSINESS SET ASIDE - TOTAL	No Preference used	NOT SOLE SOURCE	1	27,700
COMPETED UNDER SAP Total				4	20,012
FULL AND OPEN COMPETITION	8A COMPETED	No Preference used	NOT SOLE SOURCE	5	220,000
	NO SET ASIDE USED.	No Preference used	NOT SOLE SOURCE	6	2,235,000
	SERVICE DISABLED VETERAN OWNED SMALL BUSINESS SET-ASIDE	No Preference used	NOT SOLE SOURCE	1	218,273
	SMALL BUSINESS SET ASIDE - TOTAL	No Preference used	NOT SOLE SOURCE	5	170,000
FULL AND OPEN COMPETITION Total				17	2,843,273
FULL AND OPEN COMPETITION AFTER EXCLUSION OF SOURCES	8(A) SOLE SOURCE	No Preference used	SOLE SOURCE	7	1,218,757
	HUBZONE SET-ASIDE	No Preference used	NOT SOLE SOURCE	5	121,254
	SERVICE DISABLED VETERAN OWNED SMALL BUSINESS SET-ASIDE	No Preference used	NOT SOLE SOURCE	44	5,864,682
	SMALL BUSINESS SET ASIDE - TOTAL	No Preference used	NOT SOLE SOURCE	16	1,484,347
FULL AND OPEN COMPETITION AFTER EXCLUSION OF SOURCES Total				72	8,689,040
NOT AVAILABLE FOR COMPETITION	8(A) SOLE SOURCE	No Preference used	SOLE SOURCE	17	3,104,264
NOT AVAILABLE FOR COMPETITION Total				17	3,104,264
NOT COMPETED UNDER SAP	NO SET ASIDE USED.	No Preference used	NOT SOLE SOURCE	1	18,590
NOT COMPETED UNDER SAP Total				1	18,590
Grand Total				111	14,675,179

Department: NUCLEAR REGULATORY COMMISSION
 Socio-Economic Category: HubZone_FLAG

FUNDING DEPARTMENT NAME		NUCLEAR REGULATORY COMMISSION			
HubZone_FLAG		YES			
EXTENT_COMPETED_DESCRIPTION	TYPE_OF_SET_ASIDE_DESCRIPTION	EVALUATED_PREFERENCE	SOLE_SOURCE_CATEGORY	Values	
				SB_Action	SB_S
COMPETED UNDER SAP	Not Selected	No Preference used	NOT SOLE SOURCE	1	5,000
COMPETED UNDER SAP Total				1	5,000
FULL AND OPEN COMPETITION	NO SET ASIDE USED.	No Preference used	NOT SOLE SOURCE	3	1,278,688
FULL AND OPEN COMPETITION Total				3	1,278,688
FULL AND OPEN COMPETITION AFTER EXCLUSION OF SOURCES	HUBZONE SET-ASIDE	No Preference used	NOT SOLE SOURCE	20	3,510,415
	SMALL BUSINESS SET ASIDE - TOTAL	No Preference used	NOT SOLE SOURCE	9	255,585
FULL AND OPEN COMPETITION AFTER EXCLUSION OF SOURCES Total				29	3,765,999
NOT AVAILABLE FOR COMPETITION	8(A) SOLE SOURCE	No Preference used	SOLE SOURCE	25	3,081,211
NOT AVAILABLE FOR COMPETITION Total				25	3,081,211
Not Selected	Not Selected	OTHER	NOT SOLE SOURCE	1	0
Not Selected Total				1	0
Grand Total				59	8,130,898

Department: NUCLEAR REGULATORY COMMISSION
 Socio-Economic Category: SDB

FUNDING DEPARTMENT NAME		NUCLEAR REGULATORY COMMISSION			
SDB		YES			
EXTENT_COMPETED_DESCRIPTION	TYPE_OF_SET_ASIDE_DESCRIPTION	EVALUATED_PREFERENCE	SOLE_SOURCE_CATEGORY	Values	
				SB_Action	SB_\$
COMPETED UNDER SAP	NO SET ASIDE USED.	No Preference used	NOT SOLE SOURCE	15	215,809
	SMALL BUSINESS SET ASIDE - TOTAL	No Preference used	NOT SOLE SOURCE	3	15,086
COMPETED UNDER SAP Total				18	230,894
FULL AND OPEN COMPETITION	8(A) SOLE SOURCE	No Preference used	SOLE SOURCE	1	0
	8A COMPETED	No Preference used	NOT SOLE SOURCE	5	220,000
	NO SET ASIDE USED.	No Preference used	NOT SOLE SOURCE	27	10,274,074
	SMALL BUSINESS SET ASIDE - TOTAL	No Preference used	NOT SOLE SOURCE	8	1,044,821
	Not Selected	No Preference used	NOT SOLE SOURCE	28	14,359,678
FULL AND OPEN COMPETITION Total				69	25,898,573
FULL AND OPEN COMPETITION AFTER EXCLUSION OF SOURCES	8(A) SOLE SOURCE	No Preference used	SOLE SOURCE	9	1,369,106
	8A COMPETED	No Preference used	NOT SOLE SOURCE	29	4,683,045
	HUBZONE SET-ASIDE	No Preference used	NOT SOLE SOURCE	15	2,421,494
	SMALL BUSINESS SET ASIDE - TOTAL	No Preference used	NOT SOLE SOURCE	48	6,414,487
	WOMEN OWNED SMALL BUSINESS	No Preference used	NOT SOLE SOURCE	1	33,500
FULL AND OPEN COMPETITION AFTER EXCLUSION OF SOURCES Total				102	14,921,633
NOT AVAILABLE FOR COMPETITION	8(A) SOLE SOURCE	No Preference used	SOLE SOURCE	208	18,150,685
	NO SET ASIDE USED.	No Preference used	NOT SOLE SOURCE	2	819,866
NOT AVAILABLE FOR COMPETITION Total				210	18,970,551
NOT COMPETED	NO SET ASIDE USED.	No Preference used	NOT SOLE SOURCE	15	3,485,931
NOT COMPETED Total				15	3,485,931
NOT COMPETED UNDER SAP	8(A) SOLE SOURCE	No Preference used	SOLE SOURCE	11	382,768
	NO SET ASIDE USED.	No Preference used	NOT SOLE SOURCE	4	29,713
	WOMEN OWNED SMALL BUSINESS SOLE SOURCE	No Preference used	SOLE SOURCE	2	66,774
NOT COMPETED UNDER SAP Total				17	479,255
Grand Total				431	63,986,837

Department: NUCLEAR REGULATORY COMMISSION
 Socio-Economic Category: INDIAN_TRIBE

FUNDING DEPARTMENT NAME	NUCLEAR REGULATORY COMMISSION
INDIAN TRIBE	YES

EXTENT_COMPETED_DESCRIPTION	TYPE_OF_SET_ASIDE_DESCRIPTION	EVALUATED_PREFERENCE	SOLE_SOURCE_CATEGORY	Values	
				SB_Action	SB_\$\$
NOT AVAILABLE FOR COMPETITION	8(A) SOLE SOURCE	No Preference used	SOLE SOURCE	3	478,535
NOT AVAILABLE FOR COMPETITION Total				3	478,535
Grand Total				3	478,535

Department: NUCLEAR REGULATORY COMMISSION
 Socio-Economic Category: NATIVE_HAWAIIAN_ORGANIZATION

FUNDING_DEPARTMENT_NAME	NUCLEAR REGULATORY COMMISSION
NATIVE_HAWAIIAN_ORGANIZATION	YES

EXTENT_COMPETED_DESCRIPTION	TYPE_OF_SET_ASIDE_DESCRIPTION	EVALUATED_PREFERENCE	SOLE_SOURCE_CATEGORY	Values	
				SB_Action	SB_\$
Grand Total					

Department: NUCLEAR REGULATORY COMMISSION
 Socio-Economic Category: ALASKAN_NATIVE_CORPORATION

FUNDING DEPARTMENT NAME	NUCLEAR REGULATORY COMMISSION
ALASKAN_NATIVE_CORPORATION	YES

EXTENT_COMPETED_DESCRIPTION	TYPE_OF_SET_ASIDE_DESCRIPTION	EVALUATED_PREFERENCE	SOLE_SOURCE_CATEGORY	Values	
				SB_Action	SB_\$
NOT AVAILABLE FOR COMPETITION	8(A) SOLE SOURCE	No Preference used	SOLE SOURCE	56	3,852,317
NOT AVAILABLE FOR COMPETITION Total				56	3,852,317
NOT COMPETED	NO SET ASIDE USED.	No Preference used	NOT SOLE SOURCE	12	3,485,931
NOT COMPETED Total				12	3,485,931
Grand Total				68	7,338,248

Department: NUCLEAR REGULATORY COMMISSION
 Socio-Economic Category: WOSB_EDWOSB

FUNDING_DEPARTMENT_NAME	NUCLEAR REGULATORY COMMISSION
WOSB_EDWOSB	YES

EXTENT_COMPETED_DESCRIPTION	TYPE_OF_SET_ASIDE_DESCRIPTION	EVALUATED_PREFERENCE	Values	
			SB_Action	SB_\$
COMPETED UNDER SAP	NO SET ASIDE USED.	No Preference used	9	172,119
	SMALL BUSINESS SET ASIDE - TOTAL	No Preference used	2	124,432
COMPETED UNDER SAP Total			11	296,551
COMPETITIVE DELIVERY ORDER	Not Selected	No Preference used	4	1,541,077
COMPETITIVE DELIVERY ORDER Total			4	1,541,077
FULL AND OPEN COMPETITION	NO SET ASIDE USED.	No Preference used	37	1,635,517
	SMALL BUSINESS SET ASIDE - TOTAL	No Preference used	13	1,650,300
	Not Selected	No Preference used	24	13,647,933
	Not Selected	OTHER	5	156,750
FULL AND OPEN COMPETITION Total			79	17,090,500
FULL AND OPEN COMPETITION AFTER EXCLUSION OF SOURCES	8A COMPETED	No Preference used	9	840,330
	HUBZONE SET-ASIDE	No Preference used	9	910,262
	SMALL BUSINESS SET ASIDE - TOTAL	No Preference used	63	8,917,076
	WOMEN OWNED SMALL BUSINESS	No Preference used	2	132,371
FULL AND OPEN COMPETITION AFTER EXCLUSION OF SOURCES Total			83	10,800,040
NOT AVAILABLE FOR COMPETITION	8(A) SOLE SOURCE	No Preference used	53	1,938,505
	NO SET ASIDE USED.	No Preference used	2	819,866
	WOMEN OWNED SMALL BUSINESS SOLE SOURCE	No Preference used	3	139,595
NOT AVAILABLE FOR COMPETITION Total			58	2,897,966
NOT COMPETED	NO SET ASIDE USED.	No Preference used	5	35,952
NOT COMPETED Total			5	35,952
NOT COMPETED UNDER SAP	NO SET ASIDE USED.	No Preference used	2	5,800
	WOMEN OWNED SMALL BUSINESS SOLE SOURCE	No Preference used	2	66,774
NOT COMPETED UNDER SAP Total			4	72,574
Grand Total			244	32,734,659

Department: NATIONAL SCIENCE FOUNDATION
 Socio-Economic Category: Small Business

FUNDING DEPARTMENT NAME		NATIONAL SCIENCE FOUNDATION		Values	
EXTENT_COMPETED_DESCRIPTION	TYPE_OF_SET_ASIDE_DESCRIPTION	EVALUATED_PREFERENCE	SOLE_SOURCE_CATEGORY	SB_Action	SB_S
COMPETED UNDER SAP	NO SET ASIDE USED.	No Preference used	NOT SOLE SOURCE	16	206,531
	SMALL BUSINESS SET ASIDE - TOTAL	No Preference used	NOT SOLE SOURCE	9	408,889
COMPETED UNDER SAP Total				25	615,420
COMPETITIVE DELIVERY ORDER	NO SET ASIDE USED.	No Preference used	NOT SOLE SOURCE	2	-4,959
COMPETITIVE DELIVERY ORDER Total				2	-4,959
FULL AND OPEN COMPETITION	8(A) SOLE SOURCE	No Preference used	SOLE SOURCE	6	698,272
	NO SET ASIDE USED.	No Preference used	NOT SOLE SOURCE	107	12,310,556
	SDVO5B SOLE SOURCE	No Preference used	SOLE SOURCE	1	-1,454
	SDVO5B SOLE SOURCE	OTHER	SOLE SOURCE	1	35,990
	SERVICE DISABLED VETERAN OWNED SMALL BUSINESS SET-ASIDE	No Preference used	NOT SOLE SOURCE	3	301,994
	SMALL BUSINESS SET ASIDE - TOTAL	No Preference used	NOT SOLE SOURCE	15	4,850,142
	Not Selected	No Preference used	NOT SOLE SOURCE	26	944,133
	Not Selected	OTHER	NOT SOLE SOURCE	8	548,891
FULL AND OPEN COMPETITION Total				167	19,688,484
FULL AND OPEN COMPETITION AFTER EXCLUSION OF SOURCES	8(A) SOLE SOURCE	No Preference used	SOLE SOURCE	4	716,850
	8A COMPETED	No Preference used	NOT SOLE SOURCE	23	4,701,382
	HUBZONE SET-ASIDE	No Preference used	NOT SOLE SOURCE	22	893,510
	SERVICE DISABLED VETERAN OWNED SMALL BUSINESS SET-ASIDE	No Preference used	NOT SOLE SOURCE	20	2,113,167
	SMALL BUSINESS SET ASIDE - TOTAL	No Preference used	NOT SOLE SOURCE	32	3,331,711
FULL AND OPEN COMPETITION AFTER EXCLUSION OF SOURCES Total				101	11,756,630
NOT AVAILABLE FOR COMPETITION	8(A) SOLE SOURCE	No Preference used	SOLE SOURCE	172	18,513,423
	NO SET ASIDE USED.	No Preference used	NOT SOLE SOURCE	14	1,059,235
NOT AVAILABLE FOR COMPETITION Total				186	19,572,658
NOT COMPETED	8(A) SOLE SOURCE	OTHER	SOLE SOURCE	1	-7,056
	NO SET ASIDE USED.	No Preference used	NOT SOLE SOURCE	7	67,154
NOT COMPETED Total				8	60,098
NOT COMPETED UNDER SAP	8(A) SOLE SOURCE	No Preference used	SOLE SOURCE	50	1,579,740
	NO SET ASIDE USED.	No Preference used	NOT SOLE SOURCE	22	772,924
	SDVO5B SOLE SOURCE	No Preference used	SOLE SOURCE	1	0
NOT COMPETED UNDER SAP Total				73	2,352,663
Not Selected	Not Selected	OTHER	NOT SOLE SOURCE	1	0
Not Selected Total				1	0
Grand Total				563	54,040,994

FUNDING DEPARTMENT NAME		NATIONAL SCIENCE FOUNDATION			
SRDVOB_FLAG		YES			
EXTENT_COMPETED_DESCRIPTION	TYPE_OF_SET_ASIDE_DESCRIPTION	EVALUATED_PREFERENCE	SOLE_SOURCE_CATEGORY	Values	
				SB_Action	SB_5
COMPETED UNDER SAP	NO SET ASIDE USED.	No Preference used	NOT SOLE SOURCE	3	84,940
COMPETED UNDER SAP Total				3	84,940
FULL AND OPEN COMPETITION	8(A) SOLE SOURCE	No Preference used	SOLE SOURCE	6	698,272
	NO SET ASIDE USED.	No Preference used	NOT SOLE SOURCE	9	1,670,788
	SDVOBS SOLE SOURCE	No Preference used	SOLE SOURCE	1	(1,454)
	SDVOBS SOLE SOURCE	OTHER	SOLE SOURCE	1	35,950
FULL AND OPEN COMPETITION AFTER EXCLUSION OF SOURCES	SERVICE DISABLED VETERAN OWNED SMALL BUSINESS SET-ASIDE	No Preference used	NOT SOLE SOURCE	3	301,994
	Not Selected	OTHER	NOT SOLE SOURCE	2	563,648
	FULL AND OPEN COMPETITION Total				22
FULL AND OPEN COMPETITION AFTER EXCLUSION OF SOURCES	8A COMPETED	No Preference used	NOT SOLE SOURCE	3	1,178,918
	HUBZONE SET-ASIDE	No Preference used	NOT SOLE SOURCE	1	19,850
	SERVICE DISABLED VETERAN OWNED SMALL BUSINESS SET-ASIDE	No Preference used	NOT SOLE SOURCE	20	2,113,167
	SMALL BUSINESS SET ASIDE - TOTAL	No Preference used	NOT SOLE SOURCE	1	818,413
FULL AND OPEN COMPETITION AFTER EXCLUSION OF SOURCES Total				25	4,130,348
NOT AVAILABLE FOR COMPETITION	8(A) SOLE SOURCE	No Preference used	SOLE SOURCE	22	3,002,466
NOT AVAILABLE FOR COMPETITION Total				22	3,002,466
NOT COMPETED UNDER SAP	8(A) SOLE SOURCE	No Preference used	SOLE SOURCE	4	30,374
	NO SET ASIDE USED.	No Preference used	NOT SOLE SOURCE	1	58,044
	SDVOBS SOLE SOURCE	No Preference used	SOLE SOURCE	1	-
NOT COMPETED UNDER SAP Total				6	88,418
Grand Total				78	10,575,370

Department: NATIONAL SCIENCE FOUNDATION
 Socio-Economic Category: HubZone_FLAG

FUNDING DEPARTMENT NAME		NATIONAL SCIENCE FOUNDATION			
HubZone_FLAG		YES			
EXTENT_COMPETED_DESCRIPTION	TYPE_OF_SET_ASIDE_DESCRIPTION	EVALUATED_PREFERENCE	SOLE_SOURCE_CATEGORY	Values	
				SB_Action	SB_\$
COMPETED UNDER SAP	NO SET ASIDE USED.	No Preference used	NOT SOLE SOURCE	2	132,675
COMPETED UNDER SAP Total				2	132,675
FULL AND OPEN COMPETITION	NO SET ASIDE USED.	No Preference used	NOT SOLE SOURCE	2	3,050,395
FULL AND OPEN COMPETITION Total				2	3,050,395
FULL AND OPEN COMPETITION AFTER EXCLUSION OF SOURCES	8A COMPETED	No Preference used	NOT SOLE SOURCE	3	1,178,918
	HUBZONE SET-ASIDE	No Preference used	NOT SOLE SOURCE	22	893,510
	SMALL BUSINESS SET ASIDE - TOTAL	No Preference used	NOT SOLE SOURCE	4	87,128
FULL AND OPEN COMPETITION AFTER EXCLUSION OF SOURCES Total				29	2,159,556
NOT AVAILABLE FOR COMPETITION	8(A) SOLE SOURCE	No Preference used	SOLE SOURCE	21	1,575,225
NOT AVAILABLE FOR COMPETITION Total				21	1,575,225
NOT COMPETED	NO SET ASIDE USED.	No Preference used	NOT SOLE SOURCE	1	22,660
NOT COMPETED Total				1	22,660
NOT COMPETED UNDER SAP	8(A) SOLE SOURCE	No Preference used	SOLE SOURCE	30	1,256,969
	NO SET ASIDE USED.	No Preference used	NOT SOLE SOURCE	4	26,756
NOT COMPETED UNDER SAP Total				34	1,283,725
Grand Total				89	8,224,237

Department: NATIONAL SCIENCE FOUNDATION
 Socio-Economic Category: SDB

FUNDING DEPARTMENT NAME		NATIONAL SCIENCE FOUNDATION			
SDB		YES			
EXTENT_COMPETED_DESCRIPTION	TYPE_OF_SET_ASIDE_DESCRIPTION	EVALUATED_PREFERENCE	SOLE_SOURCE_CATEGORY	Values	
				SB_Action	SB_\$
COMPETED UNDER SAP	NO SET ASIDE USED.	No Preference used	NOT SOLE SOURCE	4	92,223
	SMALL BUSINESS SET ASIDE - TOTAL	No Preference used	NOT SOLE SOURCE	2	199,293
COMPETED UNDER SAP Total				6	291,516
FULL AND OPEN COMPETITION	8(A) SOLE SOURCE	No Preference used	SOLE SOURCE	6	698,272
	NO SET ASIDE USED.	No Preference used	NOT SOLE SOURCE	23	1,793,636
	SMALL BUSINESS SET ASIDE - TOTAL	No Preference used	NOT SOLE SOURCE	4	100,957
FULL AND OPEN COMPETITION Total				33	2,592,865
FULL AND OPEN COMPETITION AFTER EXCLUSION OF SOURCES	8(A) SOLE SOURCE	No Preference used	SOLE SOURCE	4	716,850
	8A COMPETED	No Preference used	NOT SOLE SOURCE	23	4,701,382
	HUBZONE SET-ASIDE	No Preference used	NOT SOLE SOURCE	21	873,660
	SERVICE DISABLED VETERAN OWNED SMALL BUSINESS SET-ASIDE	No Preference used	NOT SOLE SOURCE	1	42,500
	SMALL BUSINESS SET ASIDE - TOTAL	No Preference used	NOT SOLE SOURCE	18	1,550,677
FULL AND OPEN COMPETITION AFTER EXCLUSION OF SOURCES Total				67	7,885,069
NOT AVAILABLE FOR COMPETITION	8(A) SOLE SOURCE	No Preference used	SOLE SOURCE	172	18,513,423
	NO SET ASIDE USED.	No Preference used	NOT SOLE SOURCE	14	1,059,235
NOT AVAILABLE FOR COMPETITION Total				186	19,572,658
NOT COMPETED	8(A) SOLE SOURCE	OTHER	SOLE SOURCE	1	7,056
	NO SET ASIDE USED.	No Preference used	NOT SOLE SOURCE	3	106,972
NOT COMPETED Total				4	99,916
NOT COMPETED UNDER SAP	8(A) SOLE SOURCE	No Preference used	SOLE SOURCE	50	1,579,740
	NO SET ASIDE USED.	No Preference used	NOT SOLE SOURCE	7	232,341
	SDVO5B SOLE SOURCE	No Preference used	SOLE SOURCE	1	0
NOT COMPETED UNDER SAP Total				58	1,812,081
Grand Total				354	32,254,105

Department: NATIONAL SCIENCE FOUNDATION
 Socio-Economic Category: INDIAN_TRIBE

FUNDING DEPARTMENT NAME	NATIONAL SCIENCE FOUNDATION
INDIAN TRIBE	YES

EXTENT_COMPETED_DESCRIPTION	TYPE_OF_SET_ASIDE_DESCRIPTION	EVALUATED_PREFERENCE	SOLE_SOURCE_CATEGORY	Values	
				SB_Action	SB_\$
NOT AVAILABLE FOR COMPETITION	8(A) SOLE SOURCE	No Preference used	SOLE SOURCE	4	305,280
NOT AVAILABLE FOR COMPETITION Total				4	305,280
Grand Total				4	305,280

Department: NATIONAL SCIENCE FOUNDATION
 Socio-Economic Category: NATIVE_HAWAIIAN_ORGANIZATION

FUNDING_DEPARTMENT_NAME	NATIONAL SCIENCE FOUNDATION
NATIVE_HAWAIIAN_ORGANIZATION	YES

EXTENT_COMPETED_DESCRIPTION	TYPE_OF_SET_ASIDE_DESCRIPTION	EVALUATED_PREFERENCE	SOLE_SOURCE_CATEGORY	Values	
				SB_Action	SB_\$
Grand Total					

FUNDING DEPARTMENT NAME	NATIONAL SCIENCE FOUNDATION
ALASKAN NATIVE CORPORATION	YES

EXTENT_COMPETED_DESCRIPTION	TYPE_OF_SET_ASIDE_DESCRIPTION	EVALUATED_PREFERENCE	SOLE_SOURCE_CATEGORY	Values	
				SB_Action	SB_\$
COMPETED UNDER SAP	NO SET ASIDE USED.	No Preference used	NOT SOLE SOURCE	2	20,806
COMPETED UNDER SAP Total				2	20,806
FULL AND OPEN COMPETITION AFTER EXCLUSION OF SOURCES	8A COMPETED	No Preference used	NOT SOLE SOURCE	2	302,055
	SMALL BUSINESS SET ASIDE - TOTAL	No Preference used	NOT SOLE SOURCE	2	388,249
FULL AND OPEN COMPETITION AFTER EXCLUSION OF SOURCES Total				4	690,304
NOT AVAILABLE FOR COMPETITION	8(A) SOLE SOURCE	No Preference used	SOLE SOURCE	21	2,207,872
NOT AVAILABLE FOR COMPETITION Total				21	2,207,872
NOT COMPETED UNDER SAP	NO SET ASIDE USED.	No Preference used	NOT SOLE SOURCE	1	5,000
NOT COMPETED UNDER SAP Total				1	5,000
Not Selected	Not Selected	OTHER	NOT SOLE SOURCE	1	0
Not Selected Total				1	0
Grand Total				29	2,923,981

Department: NATIONAL SCIENCE FOUNDATION
 Socio-Economic Category: WOSB_EDWOSB

FUNDING_DEPARTMENT_NAME	NATIONAL SCIENCE FOUNDATION
WOSB_EDWOSB	YES

EXTENT_COMPETED_DESCRIPTION	TYPE_OF_SET_ASIDE_DESCRIPTION	EVALUATED_PREFERENCE	Values	
			SB_Action	SB_\$
COMPETED UNDER SAP	NO SET ASIDE USED.	No Preference used	4	63,892
	SMALL BUSINESS SET ASIDE - TOTAL	No Preference used	4	193,333
COMPETED UNDER SAP Total			8	257,225
FULL AND OPEN COMPETITION	8(A) SOLE SOURCE	No Preference used	6	698,272
	NO SET ASIDE USED.	No Preference used	12	1,322,944
	SMALL BUSINESS SET ASIDE - TOTAL	No Preference used	1	-1,566
	Not Selected	No Preference used	1	0
	Not Selected	OTHER	3	594,664
FULL AND OPEN COMPETITION Total			23	2,614,315
FULL AND OPEN COMPETITION AFTER EXCLUSION OF SOURCES	8(A) SOLE SOURCE	No Preference used	1	189,770
	8A COMPETED	No Preference used	8	1,933,724
	HUBZONE SET-ASIDE	No Preference used	4	116,192
	SMALL BUSINESS SET ASIDE - TOTAL	No Preference used	10	1,209,231
FULL AND OPEN COMPETITION AFTER EXCLUSION OF SOURCES Total			23	3,448,918
NOT AVAILABLE FOR COMPETITION	8(A) SOLE SOURCE	No Preference used	68	6,954,312
NOT AVAILABLE FOR COMPETITION Total			68	6,954,312
NOT COMPETED	8(A) SOLE SOURCE	OTHER	1	-7,056
	NO SET ASIDE USED.	No Preference used	1	10,602
NOT COMPETED Total			2	3,546
NOT COMPETED UNDER SAP	8(A) SOLE SOURCE	No Preference used	5	-11,302
	NO SET ASIDE USED.	No Preference used	1	95,215
NOT COMPETED UNDER SAP Total			6	83,913
Grand Total			130	13,362,229

FUNDING DEPARTMENT NAME		OFFICE OF PERSONNEL MANAGEMENT		Values	
EXTENT_COMPETED_DESCRIPTION	TYPE_OF_SET_ASIDE_DESCRIPTION	EVALUATED_PREFERENCE	SOLE_SOURCE_CATEGORY	SB_Action	SB_\$
COMPETED UNDER SAP					
	BA COMPETED	No Preference used	NOT SOLE SOURCE	10	511,121
	NO SET ASIDE USED.	No Preference used	NOT SOLE SOURCE	113	14,534,682
	SMALL BUSINESS SET ASIDE - PARTIAL	No Preference used	NOT SOLE SOURCE	6	52,413
	SMALL BUSINESS SET ASIDE - TOTAL	No Preference used	NOT SOLE SOURCE	92	9,236,189
	WOMEN OWNED SMALL BUSINESS	No Preference used	NOT SOLE SOURCE	3	157,342
	Not Selected	No Preference used	NOT SOLE SOURCE	7	335,081
COMPETED UNDER SAP Total				231	24,823,827
FULL AND OPEN COMPETITION					
	8(A) SOLE SOURCE	No Preference used	SOLE SOURCE	2	6,872
	ECONOMICALLY DISADVANTAGED WOMEN OWNED SMALL BUSINESS	No Preference used	NOT SOLE SOURCE	2	1,669,883
	HURZONE SET-ASIDE	No Preference used	NOT SOLE SOURCE	1	30,000
	NO SET ASIDE USED.	No Preference used	NOT SOLE SOURCE	264	67,734,143
	SERVICE DISABLED VETERAN OWNED SMALL BUSINESS SET-ASIDE	No Preference used	NOT SOLE SOURCE	1	273,586
	SMALL BUSINESS SET ASIDE - PARTIAL	No Preference used	NOT SOLE SOURCE	1	0
	SMALL BUSINESS SET ASIDE - TOTAL	No Preference used	NOT SOLE SOURCE	36	9,625,970
	SMALL BUSINESS SET ASIDE - TOTAL	OTHER	NOT SOLE SOURCE	2	59,878
	WOMEN OWNED SMALL BUSINESS	No Preference used	NOT SOLE SOURCE	8	0
	Not Selected	No Preference used	NOT SOLE SOURCE	12	3,615,533
	Not Selected	OTHER	NOT SOLE SOURCE	13	2,241,250
FULL AND OPEN COMPETITION Total				342	85,257,114
FULL AND OPEN COMPETITION AFTER EXCLUSION OF SOURCES					
	8(A) SOLE SOURCE	No Preference used	SOLE SOURCE	6	2,208,395
	BA COMPETED	No Preference used	NOT SOLE SOURCE	13	8,447,836
	HURZONE SET-ASIDE	No Preference used	NOT SOLE SOURCE	11	13,853,324
	SERVICE DISABLED VETERAN OWNED SMALL BUSINESS SET-ASIDE	No Preference used	NOT SOLE SOURCE	26	5,103,994
	SMALL BUSINESS SET ASIDE - TOTAL	No Preference used	NOT SOLE SOURCE	388	246,076,873
	Not Selected	No Preference used	NOT SOLE SOURCE	3	200,000
FULL AND OPEN COMPETITION AFTER EXCLUSION OF SOURCES Total				447	276,889,422
NOT AVAILABLE FOR COMPETITION					
	8(A) SOLE SOURCE	No Preference used	SOLE SOURCE	53	26,746,461
	8(A) SOLE SOURCE	OTHER	SOLE SOURCE	6	1,073,078
	HURZONE SOLE SOURCE	No Preference used	SOLE SOURCE	3	1,387,634
	NO SET ASIDE USED.	No Preference used	NOT SOLE SOURCE	4	348,835
NOT AVAILABLE FOR COMPETITION Total				66	29,556,008
NOT COMPETED					
	NO SET ASIDE USED.	No Preference used	NOT SOLE SOURCE	40	1,391,096
NOT COMPETED Total				40	1,391,096
NOT COMPETED UNDER SAP					
	8(A) SOLE SOURCE	No Preference used	SOLE SOURCE	29	10,565,920
	NO SET ASIDE USED.	No Preference used	NOT SOLE SOURCE	48	1,203,258
	Not Selected	No Preference used	NOT SOLE SOURCE	2	119,117
NOT COMPETED UNDER SAP Total				79	11,888,295
	Not Selected	Not Selected	NOT SOLE SOURCE	1	-1,319,665
	Not Selected	OTHER	NOT SOLE SOURCE	25	10,697
Not Selected Total				26	-1,308,968
Grand Total				1,231	427,496,795

FUNDING DEPARTMENT NAME	OFFICE OF PERSONNEL MANAGEMENT
SRDVOB_FLAG	YES

EXTENT_COMPETED_DESCRIPTION	TYPE_OF_SET_ASIDE_DESCRIPTION	EVALUATED_PREFERENCE	SOLE_SOURCE_CATEGORY	Values	
				SB_Action	SB_\$
COMPETED UNDER SAP	NO SET ASIDE USED.	No Preference used	NOT SOLE SOURCE	17	599,597
	SMALL BUSINESS SET ASIDE - TOTAL	No Preference used	NOT SOLE SOURCE	1	6,500
	Not Selected	No Preference used	NOT SOLE SOURCE	2	56,933
COMPETED UNDER SAP Total				20	663,030
FULL AND OPEN COMPETITION	NO SET ASIDE USED.	No Preference used	NOT SOLE SOURCE	19	4,344,060
	SERVICE DISABLED VETERAN OWNED SMALL BUSINESS SET-ASIDE	No Preference used	NOT SOLE SOURCE	1	273,586
FULL AND OPEN COMPETITION Total				20	4,617,646
FULL AND OPEN COMPETITION AFTER EXCLUSION OF SOURCES	HUBZONE SET-ASIDE	No Preference used	NOT SOLE SOURCE	1	128,535
	SERVICE DISABLED VETERAN OWNED SMALL BUSINESS SET-ASIDE	No Preference used	NOT SOLE SOURCE	26	5,102,994
	SMALL BUSINESS SET ASIDE - TOTAL	No Preference used	NOT SOLE SOURCE	12	3,234,465
FULL AND OPEN COMPETITION AFTER EXCLUSION OF SOURCES Total				39	8,465,994
NOT AVAILABLE FOR COMPETITION	§(A) SOLE SOURCE	No Preference used	SOLE SOURCE	7	2,071,284
NOT AVAILABLE FOR COMPETITION Total				7	2,071,284
NOT COMPETED	NO SET ASIDE USED.	No Preference used	NOT SOLE SOURCE	2	190,598
NOT COMPETED Total				2	190,598
Not Selected	Not Selected	OTHER	NOT SOLE SOURCE	1	-
Not Selected Total				1	-
Grand Total				89	16,008,551

FUNDING DEPARTMENT NAME		OFFICE OF PERSONNEL MANAGEMENT			
HubZone_FLAG		YES			
EXTENT_COMPETED_DESCRIPTION	TYPE_OF_SET_ASIDE_DESCRIPTION	EVALUATED_PREFERENCE	SOLE_SOURCE_CATEGORY	Values	
				SB_Action	SB_S
COMPETED UNDER SAP	NO SET ASIDE USED.	No Preference used	NOT SOLE SOURCE	2	147,378
COMPETED UNDER SAP Total				2	147,378
FULL AND OPEN COMPETITION	8(A) SOLE SOURCE	No Preference used	SOLE SOURCE	2	6,872
	HUBZONE SET-ASIDE	No Preference used	NOT SOLE SOURCE	1	30,000
	NO SET ASIDE USED.	No Preference used	NOT SOLE SOURCE	5	128,668
	WOMEN OWNED SMALL BUSINESS	No Preference used	NOT SOLE SOURCE	1	0
	Not Selected	OTHER	NOT SOLE SOURCE	3	1,617,073
FULL AND OPEN COMPETITION Total				12	1,782,612
FULL AND OPEN COMPETITION AFTER EXCLUSION OF SOURCES	HUBZONE SET-ASIDE	No Preference used	NOT SOLE SOURCE	11	13,853,324
	SERVICE DISABLED VETERAN OWNED SMALL BUSINESS SET ASIDE	No Preference used	NOT SOLE SOURCE	3	81,737
	SMALL BUSINESS SET ASIDE - TOTAL	No Preference used	NOT SOLE SOURCE	14	152,938
FULL AND OPEN COMPETITION AFTER EXCLUSION OF SOURCES Total				28	14,087,999
NOT AVAILABLE FOR COMPETITION	8(A) SOLE SOURCE	No Preference used	SOLE SOURCE	15	4,470,438
	HUBZONE SOLE SOURCE	No Preference used	SOLE SOURCE	3	1,387,634
NOT AVAILABLE FOR COMPETITION Total				18	5,858,072
NOT COMPETED	NO SET ASIDE USED.	No Preference used	NOT SOLE SOURCE	1	8,997
NOT COMPETED Total				1	8,997
NOT COMPETED UNDER SAP	8(A) SOLE SOURCE	No Preference used	SOLE SOURCE	3	3,447,340
	NO SET ASIDE USED.	No Preference used	NOT SOLE SOURCE	1	200,000
NOT COMPETED UNDER SAP Total				4	3,647,340
Grand Total				65	25,532,398

Department: OFFICE OF PERSONNEL MANAGEMENT
 Socio-Economic Category: SDB

FUNDING DEPARTMENT NAME	OFFICE OF PERSONNEL MANAGEMENT
SDB	YES

EXTENT_COMPETED_DESCRIPTION	TYPE_OF_SET_ASIDE_DESCRIPTION	EVALUATED_PREFERENCE	SOLE_SOURCE_CATEGORY	Values	
				SB_Action	SB_\$
COMPETED UNDER SAP	8A COMPETED	No Preference used	NOT SOLE SOURCE	10	511,121
	NO SET ASIDE USED.	No Preference used	NOT SOLE SOURCE	52	13,520,616
	SMALL BUSINESS SET ASIDE - PARTIAL	No Preference used	NOT SOLE SOURCE	5	38,057
	SMALL BUSINESS SET ASIDE - TOTAL	No Preference used	NOT SOLE SOURCE	50	4,904,659
	WOMEN OWNED SMALL BUSINESS	No Preference used	NOT SOLE SOURCE	2	0
	Not Selected	No Preference used	NOT SOLE SOURCE	5	278,148
COMPETED UNDER SAP Total				124	19,252,601
FULL AND OPEN COMPETITION	8(A) SOLE SOURCE	No Preference used	SOLE SOURCE	2	6,872
	ECONOMICALLY DISADVANTAGED WOMEN OWNED SMALL BUSINESS	No Preference used	NOT SOLE SOURCE	2	1,669,883
	HUBZONE SET-ASIDE	No Preference used	NOT SOLE SOURCE	1	30,000
	NO SET ASIDE USED.	No Preference used	NOT SOLE SOURCE	49	10,230,550
	SMALL BUSINESS SET ASIDE - TOTAL	No Preference used	NOT SOLE SOURCE	12	7,935,832
	SMALL BUSINESS SET ASIDE - TOTAL	OTHER	NOT SOLE SOURCE	1	18,228
	WOMEN OWNED SMALL BUSINESS	No Preference used	NOT SOLE SOURCE	4	0
	Not Selected	No Preference used	NOT SOLE SOURCE	4	76,225
	Not Selected	OTHER	NOT SOLE SOURCE	3	1,617,073
FULL AND OPEN COMPETITION Total				78	21,584,663
FULL AND OPEN COMPETITION AFTER EXCLUSION OF SOURCES	8(A) SOLE SOURCE	No Preference used	SOLE SOURCE	6	2,208,395
	8A COMPETED	No Preference used	NOT SOLE SOURCE	13	8,447,836
	HUBZONE SET-ASIDE	No Preference used	NOT SOLE SOURCE	7	13,584,908
	SERVICE DISABLED VETERAN OWNED SMALL BUSINESS SET-ASIDE	No Preference used	NOT SOLE SOURCE	2	404,380
	SMALL BUSINESS SET ASIDE - TOTAL	No Preference used	NOT SOLE SOURCE	200	22,128,625
FULL AND OPEN COMPETITION AFTER EXCLUSION OF SOURCES Total				228	46,774,144
NOT AVAILABLE FOR COMPETITION	8(A) SOLE SOURCE	No Preference used	SOLE SOURCE	53	26,746,461
	NO SET ASIDE USED.	No Preference used	NOT SOLE SOURCE	2	18,085
NOT AVAILABLE FOR COMPETITION Total				55	26,764,546
NOT COMPETED	NO SET ASIDE USED.	No Preference used	NOT SOLE SOURCE	8	154,361
NOT COMPETED Total				8	154,361
NOT COMPETED UNDER SAP	8(A) SOLE SOURCE	No Preference used	SOLE SOURCE	29	10,565,920
	NO SET ASIDE USED.	No Preference used	NOT SOLE SOURCE	13	547,326
	Not Selected	No Preference used	NOT SOLE SOURCE	1	89,572
NOT COMPETED UNDER SAP Total				43	11,202,817
Not Selected Total	Not Selected	OTHER	NOT SOLE SOURCE	8	0
				8	0
Grand Total				544	125,733,132

Department: OFFICE OF PERSONNEL MANAGEMENT
 Socio-Economic Category: INDIAN_TRIBE

FUNDING DEPARTMENT NAME	OFFICE OF PERSONNEL MANAGEMENT
INDIAN TRIBE	YES

EXTENT_COMPETED_DESCRIPTION	TYPE_OF_SET_ASIDE_DESCRIPTION	EVALUATED_PREFERENCE	SOLE_SOURCE_CATEGORY	Values	
				SB_Action	SB_\$
NOT COMPETED UNDER SAP	8(A) SOLE SOURCE	No Preference used	SOLE SOURCE	2	2,021,184
NOT COMPETED UNDER SAP Total				2	2,021,184
Grand Total				2	2,021,184

Department: OFFICE OF PERSONNEL MANAGEMENT
 Socio-Economic Category: NATIVE_HAWAIIAN_ORGANIZATION

FUNDING_DEPARTMENT_NAME	OFFICE OF PERSONNEL MANAGEMENT
NATIVE_HAWAIIAN_ORGANIZATION	YES

EXTENT_COMPETED_DESCRIPTION	TYPE_OF_SET_ASIDE_DESCRIPTION	EVALUATED_PREFERENCE	SOLE_SOURCE_CATEGORY	Values	
				SB_Action	SB_\$
Grand Total					

Department: OFFICE OF PERSONNEL MANAGEMENT
 Socio-Economic Category: ALASKAN_NATIVE_CORPORATION

FUNDING DEPARTMENT NAME	OFFICE OF PERSONNEL MANAGEMENT
ALASKAN NATIVE CORPORATION	YES

EXTENT_COMPETED_DESCRIPTION	TYPE_OF_SET_ASIDE_DESCRIPTION	EVALUATED_PREFERENCE	SOLE_SOURCE_CATEGORY	Values	
				SB_Action	SB_\$
NOT AVAILABLE FOR COMPETITION	8(A) SOLE SOURCE	No Preference used	SOLE SOURCE	11	17,431,239
NOT AVAILABLE FOR COMPETITION Total				11	17,431,239
NOT COMPETED UNDER SAP	NO SET ASIDE USED.	No Preference used	NOT SOLE SOURCE	1	-369,905
NOT COMPETED UNDER SAP Total				1	-369,905
Grand Total				12	17,061,334

FUNDING DEPARTMENT NAME	OFFICE OF PERSONNEL MANAGEMENT
WOSB_EDWOSB	YES

EXTENT_COMPETED_DESCRIPTION	TYPE_OF_SET_ASIDE_DESCRIPTION	EVALUATED_PREFERENCE	Values	
			SB_Action	SB_\$
COMPETED UNDER SAP	8A COMPETED	No Preference used	7	411,857
	NO SET ASIDE USED.	No Preference used	28	2,724,310
	SMALL BUSINESS SET ASIDE - PARTIAL	No Preference used	2	98,630
	SMALL BUSINESS SET ASIDE - TOTAL	No Preference used	37	4,463,616
	WOMEN OWNED SMALL BUSINESS	No Preference used	3	157,342
	Not Selected	No Preference used	5	278,148
COMPETED UNDER SAP Total			82	8,133,902
FULL AND OPEN COMPETITION	ECONOMICALLY DISADVANTAGED WOMEN OWNED SMALL BUSINESS	No Preference used	2	1,669,883
	NO SET ASIDE USED.	No Preference used	128	46,090,079
	SMALL BUSINESS SET ASIDE - PARTIAL	No Preference used	1	0
	SMALL BUSINESS SET ASIDE - TOTAL	No Preference used	7	570,005
	WOMEN OWNED SMALL BUSINESS	No Preference used	6	0
	Not Selected	No Preference used	7	3,539,307
	Not Selected	OTHER	1	137,542
FULL AND OPEN COMPETITION Total			152	52,006,815
FULL AND OPEN COMPETITION AFTER EXCLUSION OF SOURCES	8(A) SOLE SOURCE	No Preference used	3	161,039
	8A COMPETED	No Preference used	3	243,312
	HUBZONE SET-ASIDE	No Preference used	1	19,002
	SMALL BUSINESS SET ASIDE - TOTAL	No Preference used	307	230,957,418
FULL AND OPEN COMPETITION AFTER EXCLUSION OF SOURCES Total			314	231,380,772
NOT AVAILABLE FOR COMPETITION	8(A) SOLE SOURCE	No Preference used	20	5,650,715
NOT AVAILABLE FOR COMPETITION Total			20	5,650,715
NOT COMPETED	NO SET ASIDE USED.	No Preference used	3	85,940
NOT COMPETED Total			3	85,940
NOT COMPETED UNDER SAP	8(A) SOLE SOURCE	No Preference used	17	5,013,036
	NO SET ASIDE USED.	No Preference used	15	876,971
	Not Selected	No Preference used	2	119,117
NOT COMPETED UNDER SAP Total			34	6,009,124
Not Selected	Not Selected	OTHER	12	0
Not Selected Total			12	0
Grand Total			617	303,267,269

Department: SMALL BUSINESS ADMINISTRATION
 Socio-Economic Category: Small Business

FUNDING DEPARTMENT NAME		SMALL BUSINESS ADMINISTRATION			
EXTENT_COMPETED_DESCRIPTION	TYPE_OF_SET_ASIDE_DESCRIPTION	EVALUATED_PREFERENCE	SOLE_SOURCE_CATEGORY	Values	SB_\$
COMPETED UNDER SAP	BA COMPETED	No Preference used	NOT SOLE SOURCE	SB_Action	
	ECONOMICALLY DISADVANTAGED WOMEN OWNED SMALL BUSINESS	No Preference used	NOT SOLE SOURCE	4	94,696
	HURZONE SET-ASIDE	No Preference used	NOT SOLE SOURCE	2	16,411
	NO SET ASIDE USED.	No Preference used	NOT SOLE SOURCE	40	317,910
	SERVICE DISABLED VETERAN OWNED SMALL BUSINESS SET-ASIDE	No Preference used	NOT SOLE SOURCE	8	410,463
	SMALL BUSINESS SET ASIDE - TOTAL	No Preference used	NOT SOLE SOURCE	191	8,869,169
	WOMEN OWNED SMALL BUSINESS	No Preference used	NOT SOLE SOURCE	3	908,944
	Not Selected	No Preference used	NOT SOLE SOURCE	2	113,086
COMPETED UNDER SAP Total				252	10,730,679
FULL AND OPEN COMPETITION	8(A) SOLE SOURCE	No Preference used	SOLE SOURCE	9	1,881,302
	BA COMPETED	No Preference used	NOT SOLE SOURCE	14	1,568,761
	HURZONE SET-ASIDE	No Preference used	NOT SOLE SOURCE	11	2,338,551
	NO SET ASIDE USED.	No Preference used	NOT SOLE SOURCE	162	17,330,103
	SDVO5B SOLE SOURCE	No Preference used	SOLE SOURCE	1	0
	SERVICE DISABLED VETERAN OWNED SMALL BUSINESS SET-ASIDE	No Preference used	NOT SOLE SOURCE	1	0
	SMALL BUSINESS SET ASIDE - TOTAL	No Preference used	NOT SOLE SOURCE	82	12,778,607
	SMALL BUSINESS SET ASIDE - TOTAL	OTHER	NOT SOLE SOURCE	2	7,950
	WOMEN OWNED SMALL BUSINESS	No Preference used	NOT SOLE SOURCE	1	0
	Not Selected	No Preference used	NOT SOLE SOURCE	58	17,210,658
	Not Selected	OTHER	NOT SOLE SOURCE	39	303,577
FULL AND OPEN COMPETITION Total				380	53,419,517
FULL AND OPEN COMPETITION AFTER EXCLUSION OF SOURCES	8(A) SOLE SOURCE	No Preference used	SOLE SOURCE	1	0
	BA COMPETED	No Preference used	NOT SOLE SOURCE	55	14,680,116
	HURZONE SET-ASIDE	No Preference used	NOT SOLE SOURCE	14	687,301
	NO SET ASIDE USED.	No Preference used	NOT SOLE SOURCE	1	11,908
	SERVICE DISABLED VETERAN OWNED SMALL BUSINESS SET-ASIDE	No Preference used	NOT SOLE SOURCE	26	2,383,861
	SMALL BUSINESS SET ASIDE - PARTIAL	No Preference used	NOT SOLE SOURCE	4	599,806
	SMALL BUSINESS SET ASIDE - TOTAL	No Preference used	NOT SOLE SOURCE	325	27,526,051
	WOMEN OWNED SMALL BUSINESS	No Preference used	NOT SOLE SOURCE	10	1,923,920
FULL AND OPEN COMPETITION AFTER EXCLUSION OF SOURCES Total				436	47,812,965
NOT AVAILABLE FOR COMPETITION	8(A) SOLE SOURCE	No Preference used	SOLE SOURCE	160	17,362,185
	NO SET ASIDE USED.	No Preference used	NOT SOLE SOURCE	5	3,003,084
	WOMEN OWNED SMALL BUSINESS SOLE SOURCE	No Preference used	SOLE SOURCE	1	0
NOT AVAILABLE FOR COMPETITION Total				166	20,365,269
NOT COMPETED	NO SET ASIDE USED.	No Preference used	NOT SOLE SOURCE	49	1,527,397
NOT COMPETED Total				49	1,527,397
NOT COMPETED UNDER SAP	8(A) SOLE SOURCE	No Preference used	SOLE SOURCE	43	3,443,479
	NO SET ASIDE USED.	No Preference used	NOT SOLE SOURCE	50	120,227
	SDVO5B SOLE SOURCE	No Preference used	SOLE SOURCE	2	150,000
	INDIAN SMALL BUSINESS ECONOMIC ENTERPRISE	No Preference used	NOT SOLE SOURCE	1	0
	Not Selected	No Preference used	NOT SOLE SOURCE	1	921,196
NOT COMPETED UNDER SAP Total				97	4,634,908
	Not Selected	Not Selected	OTHER	17	0
Not Selected Total				17	0
Grand Total				1,397	138,490,730

FUNDING DEPARTMENT NAME		SMALL BUSINESS ADMINISTRATION			
SRDVOB_FLAG		YES			
EXTENT_COMPETED_DESCRIPTION	TYPE_OF_SET_ASIDE_DESCRIPTION	EVALUATED_PREFERENCE	SOLE_SOURCE_CATEGORY	Values	SB_5
COMPETED UNDER SAP	8A COMPETED	No Preference used	NOT SOLE SOURCE	2	94,696
	ECONOMICALLY DISADVANTAGED WOMEN OWNED SMALL BUSINESS	No Preference used	NOT SOLE SOURCE	2	16,411
	NO SET ASIDE USED.	No Preference used	NOT SOLE SOURCE	3	-
	SERVICE DISABLED VETERAN OWNED SMALL BUSINESS SET-ASIDE	No Preference used	NOT SOLE SOURCE	8	410,463
	SMALL BUSINESS SET ASIDE - TOTAL	No Preference used	NOT SOLE SOURCE	61	728,096
COMPETED UNDER SAP Total				76	1,249,666
FULL AND OPEN COMPETITION	8(A) SOLE SOURCE	No Preference used	SOLE SOURCE	2	32,001
	HUBZONE SET-ASIDE	No Preference used	NOT SOLE SOURCE	6	2,666,247
	NO SET ASIDE USED.	No Preference used	NOT SOLE SOURCE	11	1,543,014
	SDVOSB SOLE SOURCE	No Preference used	SOLE SOURCE	1	-
	SERVICE DISABLED VETERAN OWNED SMALL BUSINESS SET-ASIDE	No Preference used	NOT SOLE SOURCE	1	-
	SMALL BUSINESS SET ASIDE - TOTAL	No Preference used	NOT SOLE SOURCE	14	3,703,178
	Not Selected	No Preference used	NOT SOLE SOURCE	16	6,031,517
FULL AND OPEN COMPETITION Total				51	13,975,957
FULL AND OPEN COMPETITION AFTER EXCLUSION OF SOURCES	8A COMPETED	No Preference used	NOT SOLE SOURCE	16	2,781,742
	HUBZONE SET-ASIDE	No Preference used	NOT SOLE SOURCE	2	150,903
	NO SET ASIDE USED.	No Preference used	NOT SOLE SOURCE	1	11,908
	SERVICE DISABLED VETERAN OWNED SB SET-ASIDE	No Preference used	NOT SOLE SOURCE	26	2,383,861
	SMALL BUSINESS SET ASIDE - TOTAL	No Preference used	NOT SOLE SOURCE	16	785,869
FULL AND OPEN COMPETITION AFTER EXCLUSION OF SOURCES Total				61	6,114,284
NOT AVAILABLE FOR COMPETITION	8(A) SOLE SOURCE	No Preference used	SOLE SOURCE	13	1,612,453
	NO SET ASIDE USED.	No Preference used	NOT SOLE SOURCE	1	417,562
NOT AVAILABLE FOR COMPETITION Total				14	2,030,016
NOT COMPETED UNDER SAP	8(A) SOLE SOURCE	No Preference used	SOLE SOURCE	18	1,257,713
	NO SET ASIDE USED.	No Preference used	NOT SOLE SOURCE	7	16,096
	SDVOSB SOLE SOURCE	No Preference used	SOLE SOURCE	2	150,000
NOT COMPETED UNDER SAP Total				27	1,423,809
Not Selected	Not Selected	OTHER	NOT SOLE SOURCE	4	-
Not Selected Total				4	-
Grand Total				233	24,793,732

FUNDING DEPARTMENT NAME		SMALL BUSINESS ADMINISTRATION			
HubZone_FLAG		YES			
EXTENT_COMPETED_DESCRIPTION	TYPE_OF_SET_ASIDE_DESCRIPTION	EVALUATED_PREFERENCE	SOLE_SOURCE_CATEGORY	Values	
				SB_Action	SB_S
COMPETED UNDER SAP	HUBZONE SET-ASIDE	No Preference used	NOT SOLE SOURCE	2	0
	NO SET ASIDE USED.	No Preference used	NOT SOLE SOURCE	3	9,840
	SERVICE DISABLED VETERAN OWNED SMALL BUSINESS SET-ASIDE	No Preference used	NOT SOLE SOURCE	8	410,463
	SMALL BUSINESS SET ASIDE - TOTAL	No Preference used	NOT SOLE SOURCE	5	5,405,009
COMPETED UNDER SAP Total				18	5,825,312
FULL AND OPEN COMPETITION	8(A) SOLE SOURCE	No Preference used	SOLE SOURCE	1	0
	HUBZONE SET-ASIDE	No Preference used	NOT SOLE SOURCE	11	2,338,551
	NO SET ASIDE USED.	No Preference used	NOT SOLE SOURCE	13	1,710,914
	SMALL BUSINESS SET ASIDE - TOTAL	No Preference used	NOT SOLE SOURCE	7	483,997
	Not Selected	No Preference used	NOT SOLE SOURCE	1	93,956
FULL AND OPEN COMPETITION Total				33	4,627,418
FULL AND OPEN COMPETITION AFTER EXCLUSION OF SOURCES	HUBZONE SET-ASIDE	No Preference used	NOT SOLE SOURCE	14	687,301
	SERVICE DISABLED VETERAN OWNED SMALL BUSINESS SET-ASIDE	No Preference used	NOT SOLE SOURCE	2	1,065,926
	SMALL BUSINESS SET ASIDE - PARTIAL	No Preference used	NOT SOLE SOURCE	1	174,806
	SMALL BUSINESS SET ASIDE - TOTAL	No Preference used	NOT SOLE SOURCE	34	392,044
	WOMEN OWNED SMALL BUSINESS	No Preference used	NOT SOLE SOURCE	1	44,030
FULL AND OPEN COMPETITION AFTER EXCLUSION OF SOURCES Total				52	2,364,108
NOT AVAILABLE FOR COMPETITION	8(A) SOLE SOURCE	No Preference used	SOLE SOURCE	20	5,262,802
	NO SET ASIDE USED.	No Preference used	NOT SOLE SOURCE	1	417,562
NOT AVAILABLE FOR COMPETITION Total				21	5,680,364
NOT COMPETED UNDER SAP	8(A) SOLE SOURCE	No Preference used	SOLE SOURCE	18	1,348,572
	NO SET ASIDE USED.	No Preference used	NOT SOLE SOURCE	5	-7,099
NOT COMPETED UNDER SAP Total				23	1,341,473
Grand Total				147	19,838,675

FUNDING DEPARTMENT NAME		SMALL BUSINESS ADMINISTRATION		Values	
SDB		YES		SB_Action	SB_\$
EXTENT_COMPETED_DESCRIPTION	TYPE_OF_SET_ASIDE_DESCRIPTION	EVALUATED_PREFERENCE	SOLE_SOURCE_CATEGORY	SB_Action	SB_\$
COMPETED UNDER SAP	8A COMPETED	No Preference used	NOT SOLE SOURCE	4	94,696
	ECONOMICALLY DISADVANTAGED WOMEN OWNED SMALL BUSINESS	No Preference used	NOT SOLE SOURCE	2	16,411
	HURZONE SET-ASIDE	No Preference used	NOT SOLE SOURCE	2	0
	NO SET ASIDE USED.	No Preference used	NOT SOLE SOURCE	11	48,009
	SMALL BUSINESS SET ASIDE - TOTAL	No Preference used	NOT SOLE SOURCE	110	6,379,229
	WOMEN OWNED SMALL BUSINESS	No Preference used	NOT SOLE SOURCE	3	908,944
	Not Selected	No Preference used	NOT SOLE SOURCE	2	113,086
COMPETED UNDER SAP Total				134	7,560,376
FULL AND OPEN COMPETITION	8(A) SOLE SOURCE	No Preference used	SOLE SOURCE	9	1,881,302
	8A COMPETED	No Preference used	NOT SOLE SOURCE	14	1,568,761
	HURZONE SET-ASIDE	No Preference used	NOT SOLE SOURCE	1	0
	NO SET ASIDE USED.	No Preference used	NOT SOLE SOURCE	39	12,669,718
	SMALL BUSINESS SET ASIDE - TOTAL	No Preference used	NOT SOLE SOURCE	30	1,612,550
	SMALL BUSINESS SET ASIDE - TOTAL	OTHER	NOT SOLE SOURCE	1	0
	Not Selected	No Preference used	NOT SOLE SOURCE	43	11,124,737
	Not Selected	OTHER	NOT SOLE SOURCE	12	157,281
FULL AND OPEN COMPETITION Total				149	29,014,349
FULL AND OPEN COMPETITION AFTER EXCLUSION OF SOURCES	8(A) SOLE SOURCE	No Preference used	SOLE SOURCE	1	0
	8A COMPETED	No Preference used	NOT SOLE SOURCE	55	14,680,116
	HURZONE SET-ASIDE	No Preference used	NOT SOLE SOURCE	10	293,988
	SERVICE DISABLED VETERAN OWNED SMALL BUSINESS SET-ASIDE	No Preference used	NOT SOLE SOURCE	4	446,975
	SMALL BUSINESS SET ASIDE - PARTIAL	No Preference used	NOT SOLE SOURCE	1	174,806
	SMALL BUSINESS SET ASIDE - TOTAL	No Preference used	NOT SOLE SOURCE	124	10,862,218
	WOMEN OWNED SMALL BUSINESS	No Preference used	NOT SOLE SOURCE	1	44,030
FULL AND OPEN COMPETITION AFTER EXCLUSION OF SOURCES Total				196	26,502,133
NOT AVAILABLE FOR COMPETITION	8(A) SOLE SOURCE	No Preference used	SOLE SOURCE	160	17,362,185
	NO SET ASIDE USED.	No Preference used	NOT SOLE SOURCE	2	417,562
NOT AVAILABLE FOR COMPETITION Total				162	17,779,748
NOT COMPETED	NO SET ASIDE USED.	No Preference used	NOT SOLE SOURCE	10	721,236
NOT COMPETED Total				10	721,236
NOT COMPETED UNDER SAP	8(A) SOLE SOURCE	No Preference used	SOLE SOURCE	43	3,443,479
	NO SET ASIDE USED.	No Preference used	NOT SOLE SOURCE	16	54,599
	INDIAN SMALL BUSINESS ECONOMIC ENTERPRISE	No Preference used	NOT SOLE SOURCE	1	0
	Not Selected	No Preference used	NOT SOLE SOURCE	1	921,196
NOT COMPETED UNDER SAP Total				61	4,419,275
Not Selected	Not Selected	OTHER	NOT SOLE SOURCE	14	0
Not Selected Total				14	0
Grand Total				726	85,997,117

Department: SMALL BUSINESS ADMINISTRATION
 Socio-Economic Category: INDIAN_TRIBE

FUNDING DEPARTMENT NAME	SMALL BUSINESS ADMINISTRATION
INDIAN TRIBE	YES

EXTENT_COMPETED_DESCRIPTION	TYPE_OF_SET_ASIDE_DESCRIPTION	EVALUATED_PREFERENCE	SOLE_SOURCE_CATEGORY	Values	
				SB_Action	SB_\$
FULL AND OPEN COMPETITION AFTER EXCLUSION OF SOURCES	8A COMPETED	No Preference used	NOT SOLE SOURCE	2	4,219,960
FULL AND OPEN COMPETITION AFTER EXCLUSION OF SOURCES Total				2	4,219,960
NOT COMPETED UNDER SAP	INDIAN SMALL BUSINESS ECONOMIC ENTERPRISE	No Preference used	NOT SOLE SOURCE	1	0
NOT COMPETED UNDER SAP Total				1	0
Grand Total				3	4,219,960

Department: SMALL BUSINESS ADMINISTRATION
 Socio-Economic Category: NATIVE_HAWAIIAN_ORGANIZATION

FUNDING_DEPARTMENT_NAME	SMALL BUSINESS ADMINISTRATION
NATIVE_HAWAIIAN_ORGANIZATION	YES

EXTENT_COMPETED_DESCRIPTION	TYPE_OF_SET_ASIDE_DESCRIPTION	EVALUATED_PREFERENCE	SOLE_SOURCE_CATEGORY	Values	
				Sb_Action	Sb_\$
Grand Total					

Department: SMALL BUSINESS ADMINISTRATION
 Socio-Economic Category: ALASKAN_NATIVE_CORPORATION

FUNDING DEPARTMENT NAME	SMALL BUSINESS ADMINISTRATION
ALASKAN NATIVE CORPORATION	YES

EXTENT_COMPETED_DESCRIPTION	TYPE_OF_SET_ASIDE_DESCRIPTION	EVALUATED_PREFERENCE	SOLE_SOURCE_CATEGORY	Values	
				SB_Action	SB_\$
FULL AND OPEN COMPETITION	NO SET ASIDE USED.	No Preference used	NOT SOLE SOURCE	2	100,623
FULL AND OPEN COMPETITION Total				2	100,623
FULL AND OPEN COMPETITION AFTER EXCLUSION OF SOURCES	SMALL BUSINESS SET ASIDE - TOTAL	No Preference used	NOT SOLE SOURCE	3	1,250,825
FULL AND OPEN COMPETITION AFTER EXCLUSION OF SOURCES Total				3	1,250,825
NOT AVAILABLE FOR COMPETITION	8(A) SOLE SOURCE	No Preference used	SOLE SOURCE	16	454,069
NOT AVAILABLE FOR COMPETITION Total				16	454,069
Grand Total				21	1,805,517

Department: SMALL BUSINESS ADMINISTRATION
 Socio-Economic Category: WOSB_EDWOSB

FUNDING_DEPARTMENT_NAME	SMALL BUSINESS ADMINISTRATION
WOSB_EDWOSB	YES

EXTENT_COMPETED_DESCRIPTION	TYPE_OF_SET_ASIDE_DESCRIPTION	EVALUATED_PREFERENCE	Values	
			SB_Action	SB_\$
COMPETED UNDER SAP	8A COMPETED	No Preference used	2	94,696
	ECONOMICALLY DISADVANTAGED WOMEN OWNED SMALL BUSINESS	No Preference used	2	16,411
	HUBZONE SET-ASIDE	No Preference used	2	0
	NO SET ASIDE USED.	No Preference used	11	57,425
	SMALL BUSINESS SET ASIDE - TOTAL	No Preference used	72	1,953,845
	WOMEN OWNED SMALL BUSINESS	No Preference used	3	908,944
	Not Selected	No Preference used	2	113,086
COMPETED UNDER SAP Total			94	3,144,407
FULL AND OPEN COMPETITION	8(A) SOLE SOURCE	No Preference used	5	1,696,746
	8A COMPETED	No Preference used	14	1,568,761
	HUBZONE SET-ASIDE	No Preference used	1	0
	NO SET ASIDE USED.	No Preference used	62	12,315,163
	SMALL BUSINESS SET ASIDE - TOTAL	No Preference used	11	261,898
	WOMEN OWNED SMALL BUSINESS	No Preference used	1	0
	Not Selected	No Preference used	35	10,495,140
	Not Selected	OTHER	11	47,959
FULL AND OPEN COMPETITION Total			140	26,385,666
FULL AND OPEN COMPETITION AFTER EXCLUSION OF SOURCES	8(A) SOLE SOURCE	No Preference used	1	0
	8A COMPETED	No Preference used	14	5,886,230
	HUBZONE SET-ASIDE	No Preference used	3	41,637
	SMALL BUSINESS SET ASIDE - TOTAL	No Preference used	97	4,898,683
	WOMEN OWNED SMALL BUSINESS	No Preference used	10	1,923,920
FULL AND OPEN COMPETITION AFTER EXCLUSION OF SOURCES Total			125	12,750,470
NOT AVAILABLE FOR COMPETITION	8(A) SOLE SOURCE	No Preference used	29	6,022,986
	WOMEN OWNED SMALL BUSINESS SOLE SOURCE	No Preference used	1	0
NOT AVAILABLE FOR COMPETITION Total			30	6,022,986
NOT COMPETED	NO SET ASIDE USED.	No Preference used	6	473,731
NOT COMPETED Total			6	473,731
NOT COMPETED UNDER SAP	8(A) SOLE SOURCE	No Preference used	13	949,245
	NO SET ASIDE USED.	No Preference used	23	-9,106
	Not Selected	No Preference used	1	921,196
NOT COMPETED UNDER SAP Total			37	1,861,335
Not Selected	Not Selected	OTHER	6	0
Not Selected Total			6	0
Grand Total			438	50,638,595

FUNDING DEPARTMENT NAME		SOCIAL SECURITY ADMINISTRATION		Values	
EXTENT_COMPETED_DESCRIPTION	TYPE_OF_SET_ASIDE_DESCRIPTION	EVALUATED_PREFERENCE	SOLE_SOURCE_CATEGORY	SB_Action	SB_\$
COMPETED UNDER SAP	BA COMPLETED	No Preference used	NOT SOLE SOURCE	1	536,854
	HURZONNE SET-ASIDE	No Preference used	NOT SOLE SOURCE	1	21,600
	NO SET ASIDE USED.	No Preference used	NOT SOLE SOURCE	6,873	64,331,144
	SMALL BUSINESS SET ASIDE - PARTIAL	No Preference used	NOT SOLE SOURCE	9	116,828
	SMALL BUSINESS SET ASIDE - TOTAL	No Preference used	NOT SOLE SOURCE	1,496	39,585,787
	WOMEN OWNED SMALL BUSINESS	No Preference used	NOT SOLE SOURCE	2	303,547
	Not Selected	No Preference used	NOT SOLE SOURCE	31	1,701,539
COMPETED UNDER SAP Total				8,413	106,597,300
FULL AND OPEN COMPETITION	BA COMPLETED	No Preference used	NOT SOLE SOURCE	6	18,934,865
	ECONOMICALLY DISADVANTAGED WOMEN OWNED SMALL BUSINESS	No Preference used	NOT SOLE SOURCE	2	194,438
	NO SET ASIDE USED.	No Preference used	NOT SOLE SOURCE	476	84,645,056
	SERVICE DISABLED VETERAN OWNED SMALL BUSINESS SET-ASIDE	No Preference used	NOT SOLE SOURCE	25	-182,305
	SMALL BUSINESS SET ASIDE - TOTAL	No Preference used	NOT SOLE SOURCE	30	1,477,726
	SMALL BUSINESS SET ASIDE - TOTAL	OTHER	NOT SOLE SOURCE	1	7,489
	WOMEN OWNED SMALL BUSINESS	No Preference used	NOT SOLE SOURCE	1	51,005
	WOMEN OWNED SMALL BUSINESS SOLE SOURCE	OTHER	SOLE SOURCE	2	17,962
	Not Selected	No Preference used	NOT SOLE SOURCE	340	84,541,758
	Not Selected	OTHER	NOT SOLE SOURCE	54	5,547,765
FULL AND OPEN COMPETITION Total				937	195,235,758
FULL AND OPEN COMPETITION AFTER EXCLUSION OF SOURCES	BA COMPLETED	No Preference used	NOT SOLE SOURCE	104	9,860,604
	HURZONNE SET-ASIDE	No Preference used	NOT SOLE SOURCE	63	4,368,419
	NO SET ASIDE USED.	No Preference used	NOT SOLE SOURCE	60	0
	SERVICE DISABLED VETERAN OWNED SMALL BUSINESS SET-ASIDE	No Preference used	NOT SOLE SOURCE	25	5,195,760
	SMALL BUSINESS SET ASIDE - PARTIAL	No Preference used	NOT SOLE SOURCE	14	562,982
	SMALL BUSINESS SET ASIDE - TOTAL	No Preference used	NOT SOLE SOURCE	604	128,495,998
	WOMEN OWNED SMALL BUSINESS	No Preference used	NOT SOLE SOURCE	2	0
	Not Selected	No Preference used	NOT SOLE SOURCE	12	1,879,151
FULL AND OPEN COMPETITION AFTER EXCLUSION OF SOURCES Total				882	150,362,915
NOT AVAILABLE FOR COMPETITION	B(A) SOLE SOURCE	No Preference used	SOLE SOURCE	72	7,796,364
	B(A) SOLE SOURCE	OTHER	SOLE SOURCE	1	25,200
	NO SET ASIDE USED.	No Preference used	NOT SOLE SOURCE	5	5,245,125
NOT AVAILABLE FOR COMPETITION Total				78	13,066,689
NOT COMPETED	NO SET ASIDE USED.	No Preference used	NOT SOLE SOURCE	70	4,339,449
NOT COMPETED Total				70	4,339,449
NOT COMPETED UNDER SAP	B(A) SOLE SOURCE	No Preference used	SOLE SOURCE	36	1,532,241
	NO SET ASIDE USED.	No Preference used	NOT SOLE SOURCE	5,364	80,091,926
	SMALL BUSINESS SET ASIDE - TOTAL	No Preference used	NOT SOLE SOURCE	2	7,054
	WOMEN OWNED SMALL BUSINESS SOLE SOURCE	No Preference used	SOLE SOURCE	1	211,864
	Not Selected	No Preference used	NOT SOLE SOURCE	6	293,102
NOT COMPETED UNDER SAP Total				5,409	82,136,188
Not Selected	Not Selected	OTHER	NOT SOLE SOURCE	333	0
Not Selected Total				333	0
Grand Total				16,122	551,738,298

Department: SOCIAL SECURITY ADMINISTRATION
 Socio-Economic Category: SRDVOB_FLAG

FUNDING DEPARTMENT NAME		SOCIAL SECURITY ADMINISTRATION		Values	
SRDVOB_FLAG		YES		SB_Action	SB_5
EXTENT_COMPETED_DESCRIPTION	TYPE_OF_SET_ASIDE_DESCRIPTION	EVALUATED_PREFERENCE	SOLE_SOURCE_CATEGORY	SB_Action	SB_5
COMPETED UNDER SAP	NO SET ASIDE USED.	No Preference used	NOT SOLE SOURCE	107	1,403,922
	SMALL BUSINESS SET ASIDE - TOTAL	No Preference used	NOT SOLE SOURCE	424	16,772,972
COMPETED UNDER SAP Total				531	18,176,893
FULL AND OPEN COMPETITION	NO SET ASIDE USED.	No Preference used	NOT SOLE SOURCE	57	8,802,241
	SERVICE DISABLED VETERAN OWNED SMALL BUSINESS SET-ASIDE	No Preference used	NOT SOLE SOURCE	25	(182,305)
	SMALL BUSINESS SET ASIDE - TOTAL	No Preference used	NOT SOLE SOURCE	5	873,278
	Not Selected	No Preference used	NOT SOLE SOURCE	69	6,779,827
FULL AND OPEN COMPETITION Total				156	16,273,041
FULL AND OPEN COMPETITION AFTER EXCLUSION OF SOURCES	HUBZONE SET-ASIDE	No Preference used	NOT SOLE SOURCE	4	36,168
	SERVICE DISABLED VETERAN OWNED SMALL BUSINESS SET-ASIDE	No Preference used	NOT SOLE SOURCE	25	5,195,760
	SMALL BUSINESS SET ASIDE - TOTAL	No Preference used	NOT SOLE SOURCE	67	28,157,275
FULL AND OPEN COMPETITION AFTER EXCLUSION OF SOURCES Total				96	33,389,203
NOT AVAILABLE FOR COMPETITION	8(A) SOLE SOURCE	No Preference used	SOLE SOURCE	10	792,924
NOT AVAILABLE FOR COMPETITION Total				10	792,924
NOT COMPETED	NO SET ASIDE USED.	No Preference used	NOT SOLE SOURCE	2	46,987
NOT COMPETED Total				2	46,987
NOT COMPETED UNDER SAP	8(A) SOLE SOURCE	No Preference used	SOLE SOURCE	7	207,755
	NO SET ASIDE USED.	No Preference used	NOT SOLE SOURCE	101	1,204,612
NOT COMPETED UNDER SAP Total				108	1,412,366
Not Selected	Not Selected	OTHER	NOT SOLE SOURCE	12	-
Not Selected Total				12	-
Grand Total				915	70,091,415

FUNDING DEPARTMENT NAME		SOCIAL SECURITY ADMINISTRATION			
HubZone_FLAG		YES			
EXTENT_COMPETED_DESCRIPTION	TYPE_OF_SET_ASIDE_DESCRIPTION	EVALUATED_PREFERENCE	SOLE_SOURCE_CATEGORY	Values	
				SB_Action	SB_S
COMPETED UNDER SAP	HUBZONE SET-ASIDE	No Preference used	NOT SOLE SOURCE	1	21,600
	NO SET ASIDE USED.	No Preference used	NOT SOLE SOURCE	5	62,039
	SMALL BUSINESS SET ASIDE - TOTAL	No Preference used	NOT SOLE SOURCE	3	252,996
COMPETED UNDER SAP Total				9	336,635
FULL AND OPEN COMPETITION	NO SET ASIDE USED.	No Preference used	NOT SOLE SOURCE	15	5,838,454
	SMALL BUSINESS SET ASIDE - TOTAL	No Preference used	NOT SOLE SOURCE	4	0
	Not Selected	No Preference used	NOT SOLE SOURCE	4	122,998
	Not Selected	OTHER	NOT SOLE SOURCE	1	17,083
FULL AND OPEN COMPETITION Total				24	5,978,535
FULL AND OPEN COMPETITION AFTER EXCLUSION OF SOURCES	8A COMPETED	No Preference used	NOT SOLE SOURCE	1	40,880
	HUBZONE SET-ASIDE	No Preference used	NOT SOLE SOURCE	61	4,368,419
	SERVICE DISABLED VETERAN OWNED SMALL BUSINESS SET-ASIDE	No Preference used	NOT SOLE SOURCE	1	68,568
	SMALL BUSINESS SET ASIDE - TOTAL	No Preference used	NOT SOLE SOURCE	36	2,403,558
FULL AND OPEN COMPETITION AFTER EXCLUSION OF SOURCES Total				99	6,881,424
NOT AVAILABLE FOR COMPETITION	8(A) SOLE SOURCE	No Preference used	SOLE SOURCE	11	3,763,407
	8(A) SOLE SOURCE	OTHER	SOLE SOURCE	1	25,200
NOT AVAILABLE FOR COMPETITION Total				12	3,788,607
NOT COMPETED UNDER SAP	8(A) SOLE SOURCE	No Preference used	SOLE SOURCE	1	-970
	NO SET ASIDE USED.	No Preference used	NOT SOLE SOURCE	15	428,239
NOT COMPETED UNDER SAP Total				16	427,269
Grand Total				160	17,412,471

FUNDING DEPARTMENT NAME		SOCIAL SECURITY ADMINISTRATION		Values	
SDB		YES		SB_Action	SB_\$
EXTENT_COMPETED_DESCRIPTION	TYPE_OF_SET_ASIDE_DESCRIPTION	EVALUATED_PREFERENCE	SOLE_SOURCE_CATEGORY	SB_Action	SB_\$
COMPETED UNDER SAP	8A COMPETED	No Preference used	NOT SOLE SOURCE	1	536,854
	HUBZONE SET-ASIDE	No Preference used	NOT SOLE SOURCE	1	21,600
	NO SET ASIDE USED.	No Preference used	NOT SOLE SOURCE	536	5,306,987
	SMALL BUSINESS SET ASIDE - PARTIAL	No Preference used	NOT SOLE SOURCE	8	110,970
	SMALL BUSINESS SET ASIDE - TOTAL	No Preference used	NOT SOLE SOURCE	220	8,090,490
	WOMEN OWNED SMALL BUSINESS	No Preference used	NOT SOLE SOURCE	2	303,547
	Not Selected	No Preference used	NOT SOLE SOURCE	18	281,436
COMPETED UNDER SAP Total				786	14,651,883
FULL AND OPEN COMPETITION	8A COMPETED	No Preference used	NOT SOLE SOURCE	6	18,934,865
	ECONOMICALLY DISADVANTAGED WOMEN OWNED SMALL BUSINESS	No Preference used	NOT SOLE SOURCE	2	194,438
	NO SET ASIDE USED.	No Preference used	NOT SOLE SOURCE	115	16,174,770
	SMALL BUSINESS SET ASIDE - TOTAL	No Preference used	NOT SOLE SOURCE	7	904,818
	Not Selected	No Preference used	NOT SOLE SOURCE	72	17,377,466
	Not Selected	OTHER	NOT SOLE SOURCE	13	759,559
FULL AND OPEN COMPETITION Total				215	54,345,916
FULL AND OPEN COMPETITION AFTER EXCLUSION OF SOURCES	8A COMPETED	No Preference used	NOT SOLE SOURCE	104	9,860,604
	HUBZONE SET-ASIDE	No Preference used	NOT SOLE SOURCE	26	3,970,398
	SERVICE DISABLED VETERAN OWNED SMALL BUSINESS SET-ASIDE	No Preference used	NOT SOLE SOURCE	5	-717,656
	SMALL BUSINESS SET ASIDE - PARTIAL	No Preference used	NOT SOLE SOURCE	6	166,047
	SMALL BUSINESS SET ASIDE - TOTAL	No Preference used	NOT SOLE SOURCE	187	42,513,509
	WOMEN OWNED SMALL BUSINESS	No Preference used	NOT SOLE SOURCE	2	0
	Not Selected	No Preference used	NOT SOLE SOURCE	3	902,007
FULL AND OPEN COMPETITION AFTER EXCLUSION OF SOURCES Total				333	56,694,909
NOT AVAILABLE FOR COMPETITION	8(A) SOLE SOURCE	No Preference used	SOLE SOURCE	72	7,796,364
	8(A) SOLE SOURCE	OTHER	SOLE SOURCE	1	25,200
NOT AVAILABLE FOR COMPETITION Total				73	7,821,564
NOT COMPETED	NO SET ASIDE USED.	No Preference used	NOT SOLE SOURCE	4	49,402
NOT COMPETED Total				4	49,402
NOT COMPETED UNDER SAP	8(A) SOLE SOURCE	No Preference used	SOLE SOURCE	36	1,532,241
	NO SET ASIDE USED.	No Preference used	NOT SOLE SOURCE	392	7,311,044
	WOMEN OWNED SMALL BUSINESS SOLE SOURCE	No Preference used	SOLE SOURCE	1	211,864
NOT COMPETED UNDER SAP Total				429	9,055,150
Not Selected	Not Selected	OTHER	NOT SOLE SOURCE	46	0
Not Selected Total				46	0
Grand Total				1,886	142,618,824

Department: SOCIAL SECURITY ADMINISTRATION
 Socio-Economic Category: INDIAN_TRIBE

FUNDING DEPARTMENT NAME	SOCIAL SECURITY ADMINISTRATION
INDIAN TRIBE	YES

EXTENT_COMPETED_DESCRIPTION	TYPE_OF_SET_ASIDE_DESCRIPTION	EVALUATED_PREFERENCE	SOLE_SOURCE_CATEGORY	Values	
				SB_Action	SB_\$
FULL AND OPEN COMPETITION	NO SET ASIDE USED.	No Preference used	NOT SOLE SOURCE	2	133,958
FULL AND OPEN COMPETITION Total				2	133,958
NOT AVAILABLE FOR COMPETITION	8(A) SOLE SOURCE	No Preference used	SOLE SOURCE	1	15,282
NOT AVAILABLE FOR COMPETITION Total				1	15,282
Grand Total				3	149,240

Department: SOCIAL SECURITY ADMINISTRATION
 Socio-Economic Category: NATIVE_HAWAIIAN_ORGANIZATION

FUNDING DEPARTMENT NAME	SOCIAL SECURITY ADMINISTRATION
NATIVE HAWAIIAN ORGANIZATION	YES

EXTENT_COMPETED_DESCRIPTION	TYPE_OF_SET_ASIDE_DESCRIPTION	EVALUATED_PREFERENCE	SOLE_SOURCE_CATEGORY	Values	
				SB_Action	SB_\$\$
FULL AND OPEN COMPETITION AFTER EXCLUSION OF SOURCES	8A COMPETED	No Preference used	NOT SOLE SOURCE	7	4,185,000
FULL AND OPEN COMPETITION AFTER EXCLUSION OF SOURCES Total				7	4,185,000
Grand Total				7	4,185,000

Department: SOCIAL SECURITY ADMINISTRATION
 Socio-Economic Category: ALASKAN_NATIVE_CORPORATION

FUNDING_DEPARTMENT_NAME	SOCIAL SECURITY ADMINISTRATION
ALASKAN_NATIVE_CORPORATION	YES

EXTENT_COMPETED_DESCRIPTION	TYPE_OF_SET_ASIDE_DESCRIPTION	EVALUATED_PREFERENCE	SOLE_SOURCE_CATEGORY	Values	
				SB_Action	SB_\$
COMPETED UNDER SAP	8A COMPETED	No Preference used	NOT SOLE SOURCE	1	536,854
COMPETED UNDER SAP Total				1	536,854
FULL AND OPEN COMPETITION	8A COMPETED	No Preference used	NOT SOLE SOURCE	6	18,934,865
	Not Selected	No Preference used	NOT SOLE SOURCE	10	4,662,605
FULL AND OPEN COMPETITION Total				16	23,597,470
FULL AND OPEN COMPETITION AFTER EXCLUSION OF SOURCES	8A COMPETED	No Preference used	NOT SOLE SOURCE	6	1,149,968
	SMALL BUSINESS SET ASIDE - TOTAL	No Preference used	NOT SOLE SOURCE	14	2,755,857
FULL AND OPEN COMPETITION AFTER EXCLUSION OF SOURCES Total				20	3,905,825
NOT COMPETED UNDER SAP	8(A) SOLE SOURCE	No Preference used	SOLE SOURCE	4	100,779
NOT COMPETED UNDER SAP Total				4	100,779
Grand Total				41	28,140,928

FUNDING DEPARTMENT NAME	SOCIAL SECURITY ADMINISTRATION
WOSB_EDWOSB	YES

EXTENT_COMPETED_DESCRIPTION	TYPE_OF_SET_ASIDE_DESCRIPTION	EVALUATED_PREFERENCE	Values	
			SB_Action	SB_S
COMPETED UNDER SAP	NO SET ASIDE USED.	No Preference used	2,725	24,410,738
	SMALL BUSINESS SET ASIDE - PARTIAL	No Preference used	8	110,970
	SMALL BUSINESS SET ASIDE - TOTAL	No Preference used	660	13,395,458
	WOMEN OWNED SMALL BUSINESS	No Preference used	2	303,547
	Not Selected	No Preference used	17	1,538,275
COMPETED UNDER SAP Total			3,412	39,758,988
FULL AND OPEN COMPETITION	ECONOMICALLY DISADVANTAGED WOMEN OWNED SMALL BUSINESS	No Preference used	2	194,438
	NO SET ASIDE USED.	No Preference used	108	6,663,233
	SMALL BUSINESS SET ASIDE - TOTAL	No Preference used	10	199,050
	WOMEN OWNED SMALL BUSINESS	No Preference used	1	51,005
	WOMEN OWNED SMALL BUSINESS SOLE SOURCE	OTHER	2	17,962
	Not Selected	No Preference used	86	7,807,648
	Not Selected	OTHER	22	1,902,851
FULL AND OPEN COMPETITION Total			231	16,836,186
FULL AND OPEN COMPETITION AFTER EXCLUSION OF SOURCES	8A COMPETED	No Preference used	88	4,414,472
	HUBZONE SET-ASIDE	No Preference used	8	535,012
	NO SET ASIDE USED.	No Preference used	35	0
	SERVICE DISABLED VETERAN OWNED SMALL BUSINESS SET-ASIDE	No Preference used	1	68,568
	SMALL BUSINESS SET ASIDE - PARTIAL	No Preference used	5	148,404
	SMALL BUSINESS SET ASIDE - TOTAL	No Preference used	179	11,188,269
	WOMEN OWNED SMALL BUSINESS	No Preference used	2	0
	Not Selected	No Preference used	12	1,879,151
FULL AND OPEN COMPETITION AFTER EXCLUSION OF SOURCES Total			330	18,233,877
NOT AVAILABLE FOR COMPETITION	8(A) SOLE SOURCE	No Preference used	21	5,020,145
NOT AVAILABLE FOR COMPETITION Total			21	5,020,145
NOT COMPETED	NO SET ASIDE USED.	No Preference used	3	47,144
NOT COMPETED Total			3	47,144
NOT COMPETED UNDER SAP	8(A) SOLE SOURCE	No Preference used	7	343,021
	NO SET ASIDE USED.	No Preference used	1,767	25,841,039
	SMALL BUSINESS SET ASIDE - TOTAL	No Preference used	2	7,054
	WOMEN OWNED SMALL BUSINESS SOLE SOURCE	No Preference used	1	211,864
	Not Selected	No Preference used	2	163,720
NOT COMPETED UNDER SAP Total			1,779	26,566,698
Not Selected	Not Selected	OTHER	146	0
Not Selected Total			146	0
Grand Total			5,922	106,463,038

FUNDING DEPARTMENT NAME		STATE, DEPARTMENT OF		Values	
EXTENT_COMPETED_DESCRIPTION	TYPE_OF_SET_ASIDE_DESCRIPTION	EVALUATED_PREFERENCE	SOLE_SOURCE_CATEGORY	SB_Action	SB_S
COMPETED UNDER SAP	BA COMPLETED	No Preference used	NOT SOLE SOURCE	75	17,591,697
	ECONOMICALLY DISADVANTAGED WOMEN OWNED SMALL BUSINESS	No Preference used	NOT SOLE SOURCE	1	232,170
	HURZONE SET-ASIDE	No Preference used	NOT SOLE SOURCE	41	13,332,214
	NO SET ASIDE USED.	No Preference used	NOT SOLE SOURCE	1,906	69,850,305
	SERVICE DISABLED VETERAN OWNED SMALL BUSINESS SET-ASIDE	No Preference used	NOT SOLE SOURCE	380	13,152,104
	SMALL BUSINESS SET ASIDE - PARTIAL	No Preference used	NOT SOLE SOURCE	12	445,474
	SMALL BUSINESS SET ASIDE - TOTAL	No Preference used	NOT SOLE SOURCE	1,067	55,940,533
	WOMEN OWNED SMALL BUSINESS	No Preference used	NOT SOLE SOURCE	12	172,376
	Not Selected	No Preference used	NOT SOLE SOURCE	51	2,560,921
COMPETED UNDER SAP Total				3,545	173,277,314
COMPETITIVE DELIVERY ORDER	BA COMPLETED	No Preference used	NOT SOLE SOURCE	1	-6,200
	SMALL BUSINESS SET ASIDE - TOTAL	No Preference used	NOT SOLE SOURCE	1	-389,920
COMPETITIVE DELIVERY ORDER Total				2	-396,119
FULL AND OPEN COMPETITION	8(A) SOLE SOURCE	No Preference used	SOLE SOURCE	18	585,197
	BA COMPLETED	No Preference used	NOT SOLE SOURCE	4	899,669
	HURZONE SET-ASIDE	No Preference used	NOT SOLE SOURCE	18	1,425,819
	HURZONE SOLE SOURCE	No Preference used	SOLE SOURCE	1	0
	NO SET ASIDE USED.	No Preference used	NOT SOLE SOURCE	2,231	323,811,380
	SDVOB SOLE SOURCE	No Preference used	SOLE SOURCE	1	599,993
	SERVICE DISABLED VETERAN OWNED SMALL BUSINESS SET-ASIDE	No Preference used	NOT SOLE SOURCE	210	37,201,658
	SMALL BUSINESS SET ASIDE - PARTIAL	No Preference used	NOT SOLE SOURCE	8	8,648
	SMALL BUSINESS SET ASIDE - TOTAL	No Preference used	NOT SOLE SOURCE	217	168,654,569
	SMALL BUSINESS SET ASIDE - TOTAL	OTHER	NOT SOLE SOURCE	5	813,323
	WOMEN OWNED SMALL BUSINESS	No Preference used	NOT SOLE SOURCE	31	1,532,145
	Not Selected	No Preference used	NOT SOLE SOURCE	112	50,858,969
	Not Selected	OTHER	NOT SOLE SOURCE	141	9,732,972
FULL AND OPEN COMPETITION Total				2,997	595,924,370
FULL AND OPEN COMPETITION AFTER EXCLUSION OF SOURCES	8(A) SOLE SOURCE	No Preference used	SOLE SOURCE	139	21,020,989
	BA COMPLETED	No Preference used	NOT SOLE SOURCE	1,030	273,746,399
	HURZONE SET-ASIDE	No Preference used	NOT SOLE SOURCE	350	62,721,975
	NO SET ASIDE USED.	No Preference used	NOT SOLE SOURCE	11	1,343,557
	SERVICE DISABLED VETERAN OWNED SMALL BUSINESS SET-ASIDE	No Preference used	NOT SOLE SOURCE	1,486	104,561,855
	SMALL BUSINESS SET ASIDE - PARTIAL	No Preference used	NOT SOLE SOURCE	394	157,611,095
	SMALL BUSINESS SET ASIDE - TOTAL	No Preference used	NOT SOLE SOURCE	2,725	630,341,500
	WOMEN OWNED SMALL BUSINESS	No Preference used	NOT SOLE SOURCE	19	2,215,962
	WOMEN OWNED SMALL BUSINESS SOLE SOURCE	No Preference used	SOLE SOURCE	2	650,251
	Not Selected	No Preference used	NOT SOLE SOURCE	2	14,500
FULL AND OPEN COMPETITION AFTER EXCLUSION OF SOURCES Total				6,158	1,254,228,081
NON-COMPETITIVE DELIVERY ORDER	BA COMPLETED	No Preference used	NOT SOLE SOURCE	1	-578
	NO SET ASIDE USED.	No Preference used	NOT SOLE SOURCE	8	7,185,025
	Not Selected	No Preference used	NOT SOLE SOURCE	1	-10
NON-COMPETITIVE DELIVERY ORDER Total				10	7,184,436
NOT AVAILABLE FOR COMPETITION	8(A) SOLE SOURCE	No Preference used	SOLE SOURCE	1,913	389,656,524
	8(A) SOLE SOURCE	OTHER	SOLE SOURCE	5	3,055,637
	HURZONE SOLE SOURCE	No Preference used	SOLE SOURCE	185	56,094,268
	NO SET ASIDE USED.	No Preference used	NOT SOLE SOURCE	182	17,570,611
	SDVOB SOLE SOURCE	No Preference used	SOLE SOURCE	3	-2,190
	SMALL BUSINESS SET ASIDE - TOTAL	OTHER	NOT SOLE SOURCE	2	50,564
	WOMEN OWNED SMALL BUSINESS SOLE SOURCE	No Preference used	SOLE SOURCE	13	3,186,201
	ECONOMICALLY DISADVANTAGED WOMEN OWNED SMALL BUSINESS SOLE SOURCE	No Preference used	SOLE SOURCE	2	2,531,670
NOT AVAILABLE FOR COMPETITION Total				2,205	472,143,086
NOT COMPETED	NO SET ASIDE USED.	No Preference used	NOT SOLE SOURCE	524	71,061,884
NOT COMPETED Total				524	71,061,884
NOT COMPETED UNDER SAP	8(A) SOLE SOURCE	No Preference used	SOLE SOURCE	189	34,582,423
	HURZONE SOLE SOURCE	No Preference used	SOLE SOURCE	65	26,898,601
	NO SET ASIDE USED.	No Preference used	NOT SOLE SOURCE	870	27,446,455
	WOMEN OWNED SMALL BUSINESS SOLE SOURCE	No Preference used	SOLE SOURCE	2	-192,113
	Not Selected	No Preference used	NOT SOLE SOURCE	21	201,979
NOT COMPETED UNDER SAP Total				1,147	89,321,671
Not Selected	BA COMPLETED	No Preference used	NOT SOLE SOURCE	1	-20
	NO SET ASIDE USED.	No Preference used	NOT SOLE SOURCE	1	-68,185
	Not Selected	No Preference used	NOT SOLE SOURCE	24	-322,594
	Not Selected	OTHER	NOT SOLE SOURCE	299	-184,969
Not Selected Total				325	-575,768
Grand Total				17,013	2,662,169,355

FUNDING DEPARTMENT NAME		STATE, DEPARTMENT OF		Values	
SRDVOB_FLAG		YES		SB_Action	SB_\$
EXTENT_COMPETED_DESCRIPTION	TYPE_OF_SET_ASIDE_DESCRIPTION	EVALUATED_PREFERENCE	SOLE_SOURCE_CATEGORY	SB_Action	SB_\$
COMPETED UNDER SAP	8A COMPETED	No Preference used	NOT SOLE SOURCE	2	(36,197)
	HUBZONE SET-ASIDE	No Preference used	NOT SOLE SOURCE	2	113,189
	NO SET ASIDE USED.	No Preference used	NOT SOLE SOURCE	415	28,235,668
	SERVICE DISABLED VETERAN OWNED SMALL BUSINESS SET-ASIDE	No Preference used	NOT SOLE SOURCE	380	13,152,104
	SMALL BUSINESS SET ASIDE - PARTIAL	No Preference used	NOT SOLE SOURCE	9	165,419
	SMALL BUSINESS SET ASIDE - TOTAL	No Preference used	NOT SOLE SOURCE	80	6,821,142
	Not Selected	No Preference used	NOT SOLE SOURCE	4	1,000,829
COMPETED UNDER SAP Total				892	49,452,154
FULL AND OPEN COMPETITION	8(A) SOLE SOURCE	No Preference used	SOLE SOURCE	13	(192,158)
	HUBZONE SET-ASIDE	No Preference used	NOT SOLE SOURCE	1	
	NO SET ASIDE USED.	No Preference used	NOT SOLE SOURCE	239	33,508,358
	SDVOB SOLE SOURCE	No Preference used	SOLE SOURCE	1	599,993
	SERVICE DISABLED VETERAN OWNED SMALL BUSINESS SET-ASIDE	No Preference used	NOT SOLE SOURCE	210	37,201,658
	SMALL BUSINESS SET ASIDE - TOTAL	No Preference used	NOT SOLE SOURCE	16	7,231,616
	Not Selected	No Preference used	NOT SOLE SOURCE	1	-
FULL AND OPEN COMPETITION Total				481	78,349,466
FULL AND OPEN COMPETITION AFTER EXCLUSION OF SOURCES	8(A) SOLE SOURCE	No Preference used	SOLE SOURCE	4	223,140
	8A COMPETED	No Preference used	NOT SOLE SOURCE	52	25,349,955
	HUBZONE SET-ASIDE	No Preference used	NOT SOLE SOURCE	22	1,201,741
	SERVICE DISABLED VETERAN OWNED SB SET-ASIDE	No Preference used	NOT SOLE SOURCE	1,486	104,561,855
	SMALL BUSINESS SET ASIDE - PARTIAL	No Preference used	NOT SOLE SOURCE	55	22,941,920
	SMALL BUSINESS SET ASIDE - TOTAL	No Preference used	NOT SOLE SOURCE	183	51,346,328
FULL AND OPEN COMPETITION AFTER EXCLUSION OF SOURCES Total				1,802	205,624,939
NOT AVAILABLE FOR COMPETITION	8(A) SOLE SOURCE	No Preference used	SOLE SOURCE	171	5,173,595
	HUBZONE SOLE SOURCE	No Preference used	SOLE SOURCE	13	2,862,381
	NO SET ASIDE USED.	No Preference used	NOT SOLE SOURCE	16	1,517,932
	SDVOB SOLE SOURCE	No Preference used	SOLE SOURCE	3	(2,190)
NOT AVAILABLE FOR COMPETITION Total				203	9,551,718
NOT COMPETED	NO SET ASIDE USED.	No Preference used	NOT SOLE SOURCE	35	4,794,420
NOT COMPETED Total				35	4,794,420
NOT COMPETED UNDER SAP	8(A) SOLE SOURCE	No Preference used	SOLE SOURCE	32	3,954,663
	HUBZONE SOLE SOURCE	No Preference used	SOLE SOURCE	29	18,939,502
	NO SET ASIDE USED.	No Preference used	NOT SOLE SOURCE	172	3,794,799
NOT COMPETED UNDER SAP Total				233	26,688,963
Not Selected	Not Selected	OTHER	NOT SOLE SOURCE	28	-
Not Selected Total				28	-
Grand Total				3,674	374,461,660

FUNDING DEPARTMENT NAME		STATE DEPARTMENT OF		Values	
HubZone_FLAG		YES		SB_Action	SB_\$
EXTENT_COMPETED_DESCRIPTION	TYPE_OF_SET_ASIDE_DESCRIPTION	EVALUATED_PREFERENCE	SOLE_SOURCE_CATEGORY	SB_Action	SB_\$
COMPETED UNDER SAP	8A COMPETED	No Preference used	NOT SOLE SOURCE	1	5,863,358
	HUBZONE SET-ASIDE	No Preference used	NOT SOLE SOURCE	41	13,332,214
	NO SET ASIDE USED.	No Preference used	NOT SOLE SOURCE	120	4,096,127
	SMALL BUSINESS SET ASIDE - PARTIAL	No Preference used	NOT SOLE SOURCE	1	7,683
	SMALL BUSINESS SET ASIDE - TOTAL	No Preference used	NOT SOLE SOURCE	119	18,586,772
COMPETED UNDER SAP Total				282	41,886,154
FULL AND OPEN COMPETITION	HUBZONE SET-ASIDE	No Preference used	NOT SOLE SOURCE	11	1,601,087
	NO SET ASIDE USED.	No Preference used	NOT SOLE SOURCE	141	38,759,518
	SERVICE DISABLED VETERAN OWNED SMALL BUSINESS SET-ASIDE	No Preference used	NOT SOLE SOURCE	24	2,662,860
	SMALL BUSINESS SET ASIDE - TOTAL	No Preference used	NOT SOLE SOURCE	5	101,615
	SMALL BUSINESS SET ASIDE - TOTAL	OTHER	NOT SOLE SOURCE	1	813,653
	Not Selected	No Preference used	NOT SOLE SOURCE	3	0
	Not Selected	OTHER	NOT SOLE SOURCE	3	288,288
FULL AND OPEN COMPETITION Total				188	44,227,021
FULL AND OPEN COMPETITION AFTER EXCLUSION OF SOURCES	8(A) SOLE SOURCE	No Preference used	SOLE SOURCE	1	131,814
	8A COMPETED	No Preference used	NOT SOLE SOURCE	70	20,501,832
	HUBZONE SET-ASIDE	No Preference used	NOT SOLE SOURCE	347	62,568,047
	SERVICE DISABLED VETERAN OWNED SMALL BUSINESS SET-ASIDE	No Preference used	NOT SOLE SOURCE	1	7,485
	SMALL BUSINESS SET ASIDE - PARTIAL	No Preference used	NOT SOLE SOURCE	12	9,748,670
	SMALL BUSINESS SET ASIDE - TOTAL	No Preference used	NOT SOLE SOURCE	190	20,418,252
	WOMEN OWNED SMALL BUSINESS	No Preference used	NOT SOLE SOURCE	4	-160,385
	WOMEN OWNED SMALL BUSINESS SOLE SOURCE	No Preference used	SOLE SOURCE	2	650,251
FULL AND OPEN COMPETITION AFTER EXCLUSION OF SOURCES Total				627	113,865,966
NOT AVAILABLE FOR COMPETITION	8(A) SOLE SOURCE	No Preference used	SOLE SOURCE	662	152,670,853
	HUBZONE SOLE SOURCE	No Preference used	SOLE SOURCE	185	56,094,268
	NO SET ASIDE USED.	No Preference used	NOT SOLE SOURCE	7	123,770
NOT AVAILABLE FOR COMPETITION Total				854	208,888,891
NOT COMPETED	NO SET ASIDE USED.	No Preference used	NOT SOLE SOURCE	6	574,692
NOT COMPETED Total				6	574,692
NOT COMPETED UNDER SAP	8(A) SOLE SOURCE	No Preference used	SOLE SOURCE	47	11,470,009
	HUBZONE SOLE SOURCE	No Preference used	SOLE SOURCE	65	26,898,601
	NO SET ASIDE USED.	No Preference used	NOT SOLE SOURCE	194	5,818,156
NOT COMPETED UNDER SAP Total				306	44,186,767
Not Selected	8A COMPETED	No Preference used	NOT SOLE SOURCE	1	-20
	Not Selected	OTHER	NOT SOLE SOURCE	12	0
Not Selected Total				13	-20
Grand Total				2,276	453,629,469

FUNDING DEPARTMENT NAME		STATE, DEPARTMENT OF		SDB	
EXTENT_COMPETED_DESCRIPTION	TYPE_OF_SET_ASIDE_DESCRIPTION	EVALUATED_PREFERENCE	SOLE_SOURCE_CATEGORY	Values	SB_\$
COMPETED UNDER SAP	8A COMPETED	No Preference used	NOT SOLE SOURCE	75	17,591,697
	HUBZONE SET-ASIDE	No Preference used	NOT SOLE SOURCE	37	13,128,729
	NO SET ASIDE USED.	No Preference used	NOT SOLE SOURCE	469	19,769,526
	SERVICE DISABLED VETERAN OWNED SMALL BUSINESS SET-ASIDE	No Preference used	NOT SOLE SOURCE	18	726,726
	SMALL BUSINESS SET ASIDE - PARTIAL	No Preference used	NOT SOLE SOURCE	2	65,569
	SMALL BUSINESS SET ASIDE - TOTAL	No Preference used	NOT SOLE SOURCE	405	25,771,584
	WOMEN OWNED SMALL BUSINESS	No Preference used	NOT SOLE SOURCE	1	-369,828
	Not Selected	No Preference used	NOT SOLE SOURCE	16	1,188,848
COMPETED UNDER SAP Total				1,023	77,872,852
COMPETITIVE DELIVERY ORDER	8A COMPETED	No Preference used	NOT SOLE SOURCE	1	-6,200
COMPETITIVE DELIVERY ORDER Total				1	-6,200
FULL AND OPEN COMPETITION	8(A) SOLE SOURCE	No Preference used	SOLE SOURCE	18	585,197
	8A COMPETED	No Preference used	NOT SOLE SOURCE	4	899,669
	HUBZONE SET-ASIDE	No Preference used	NOT SOLE SOURCE	15	1,413,477
	NO SET ASIDE USED.	No Preference used	NOT SOLE SOURCE	361	182,413,976
	SERVICE DISABLED VETERAN OWNED SMALL BUSINESS SET-ASIDE	No Preference used	NOT SOLE SOURCE	117	9,278,603
	SMALL BUSINESS SET ASIDE - PARTIAL	No Preference used	NOT SOLE SOURCE	5	5,132
	SMALL BUSINESS SET ASIDE - TOTAL	No Preference used	NOT SOLE SOURCE	21	1,381,231
	SMALL BUSINESS SET ASIDE - TOTAL	OTHER	NOT SOLE SOURCE	1	813,653
	WOMEN OWNED SMALL BUSINESS	No Preference used	NOT SOLE SOURCE	25	1,277,602
	Not Selected	No Preference used	NOT SOLE SOURCE	6	1,013,600
	Not Selected	OTHER	NOT SOLE SOURCE	9	318,801
FULL AND OPEN COMPETITION Total				582	199,400,941
FULL AND OPEN COMPETITION AFTER EXCLUSION OF SOURCES	8(A) SOLE SOURCE	No Preference used	SOLE SOURCE	139	21,020,989
	8A COMPETED	No Preference used	NOT SOLE SOURCE	1,029	273,753,373
	HUBZONE SET-ASIDE	No Preference used	NOT SOLE SOURCE	177	13,655,256
	NO SET ASIDE USED.	No Preference used	NOT SOLE SOURCE	2	595,085
	SERVICE DISABLED VETERAN OWNED SMALL BUSINESS SET-ASIDE	No Preference used	NOT SOLE SOURCE	83	11,943,023
	SMALL BUSINESS SET ASIDE - PARTIAL	No Preference used	NOT SOLE SOURCE	146	69,785,680
	SMALL BUSINESS SET ASIDE - TOTAL	No Preference used	NOT SOLE SOURCE	1,364	194,566,433
	WOMEN OWNED SMALL BUSINESS	No Preference used	NOT SOLE SOURCE	19	2,215,962
	WOMEN OWNED SMALL BUSINESS SOLE SOURCE	No Preference used	SOLE SOURCE	2	650,251
FULL AND OPEN COMPETITION AFTER EXCLUSION OF SOURCES Total				2,961	588,186,051
NON-COMPETITIVE DELIVERY ORDER	8A COMPETED	No Preference used	NOT SOLE SOURCE	1	-578
NON-COMPETITIVE DELIVERY ORDER Total				1	-578
NOT AVAILABLE FOR COMPETITION	8(A) SOLE SOURCE	No Preference used	SOLE SOURCE	1,913	389,656,524
	8(A) SOLE SOURCE	OTHER	SOLE SOURCE	3	267,377
	HUBZONE SOLE SOURCE	No Preference used	SOLE SOURCE	168	52,143,422
	NO SET ASIDE USED.	No Preference used	NOT SOLE SOURCE	172	19,381,320
	SDVOSE SOLE SOURCE	No Preference used	SOLE SOURCE	3	-2,190
	SMALL BUSINESS SET ASIDE - TOTAL	OTHER	NOT SOLE SOURCE	1	14,996
	WOMEN OWNED SMALL BUSINESS SOLE SOURCE	No Preference used	SOLE SOURCE	11	2,240,927
	ECONOMICALLY DISADVANTAGED WOMEN OWNED SMALL BUSINESS SOLE SOURCE	No Preference used	SOLE SOURCE	1	75,023
NOT AVAILABLE FOR COMPETITION Total				2,272	463,777,400
NOT COMPETED	NO SET ASIDE USED.	No Preference used	NOT SOLE SOURCE	224	34,801,614
NOT COMPETED Total				224	34,801,614
NOT COMPETED UNDER SAP	8(A) SOLE SOURCE	No Preference used	SOLE SOURCE	189	34,582,423
	HUBZONE SOLE SOURCE	No Preference used	SOLE SOURCE	31	17,530,065
	NO SET ASIDE USED.	No Preference used	NOT SOLE SOURCE	214	5,136,604
	Not Selected	No Preference used	NOT SOLE SOURCE	1	10,914
NOT COMPETED UNDER SAP Total				435	57,260,005
Not Selected	8A COMPETED	No Preference used	NOT SOLE SOURCE	1	-20
	Not Selected	OTHER	NOT SOLE SOURCE	78	0
Not Selected Total				79	-20
Grand Total				7,578	1,421,292,065

FUNDING DEPARTMENT NAME		STATE, DEPARTMENT OF		Values	
INDIAN TRIBE		YES		SB_Action	SB_\$
EXTENT_COMPETED_DESCRIPTION	TYPE_OF_SET_ASIDE_DESCRIPTION	EVALUATED_PREFERENCE	SOLE_SOURCE_CATEGORY	SB_Action	SB_\$
COMPETED UNDER SAP	8A COMPETED	No Preference used	NOT SOLE SOURCE	23	6,774,347
	NO SET ASIDE USED.	No Preference used	NOT SOLE SOURCE	4	74,144
	SMALL BUSINESS SET ASIDE - TOTAL	No Preference used	NOT SOLE SOURCE	1	8,786
COMPETED UNDER SAP Total				28	6,857,277
FULL AND OPEN COMPETITION	NO SET ASIDE USED.	No Preference used	NOT SOLE SOURCE	3	12,327
FULL AND OPEN COMPETITION Total				3	12,327
FULL AND OPEN COMPETITION AFTER EXCLUSION OF SOURCES	8A COMPETED	No Preference used	NOT SOLE SOURCE	11	1,817,393
FULL AND OPEN COMPETITION AFTER EXCLUSION OF SOURCES Total				11	1,817,393
NOT AVAILABLE FOR COMPETITION	8(A) SOLE SOURCE	No Preference used	SOLE SOURCE	138	13,591,260
	NO SET ASIDE USED.	No Preference used	NOT SOLE SOURCE	49	4,911,021
NOT AVAILABLE FOR COMPETITION Total				187	18,502,281
NOT COMPETED UNDER SAP	8(A) SOLE SOURCE	No Preference used	SOLE SOURCE	20	12,601,617
	NO SET ASIDE USED.	No Preference used	NOT SOLE SOURCE	8	812,452
NOT COMPETED UNDER SAP Total				28	13,414,069
Grand Total				257	40,603,346

Department: STATE, DEPARTMENT OF
 Socio-Economic Category: NATIVE_HAWAIIAN_ORGANIZATION

FUNDING_DEPARTMENT_NAME	STATE, DEPARTMENT OF
NATIVE_HAWAIIAN_ORGANIZATION	YES

EXTENT_COMPETED_DESCRIPTION	TYPE_OF_SET_ASIDE_DESCRIPTION	EVALUATED_PREFERENCE	SOLE_SOURCE_CATEGORY	Values	
				SB_Action	SB_\$
Grand Total					

FUNDING DEPARTMENT NAME		STATE DEPARTMENT OF		Values	
ALASKAN_NATIVE_CORPORATION		YES		SB_Action	SB_\$
EXTENT_COMPETED_DESCRIPTION	TYPE_OF_SET_ASIDE_DESCRIPTION	EVALUATED_PREFERENCE	SOLE_SOURCE_CATEGORY	SB_Action	SB_\$
COMPETED UNDER SAP	8A COMPETED	No Preference used	NOT SOLE SOURCE	15	8,222,721
	HUBZONE SET-ASIDE	No Preference used	NOT SOLE SOURCE	4	4,168,815
	NO SET ASIDE USED.	No Preference used	NOT SOLE SOURCE	2	303,305
	SMALL BUSINESS SET ASIDE - TOTAL	No Preference used	NOT SOLE SOURCE	19	8,905,842
COMPETED UNDER SAP Total				40	21,600,683
FULL AND OPEN COMPETITION AFTER EXCLUSION OF SOURCES	8A COMPETED	No Preference used	NOT SOLE SOURCE	86	22,049,063
	HUBZONE SET-ASIDE	No Preference used	NOT SOLE SOURCE	1	-248,742
	SMALL BUSINESS SET ASIDE - TOTAL	No Preference used	NOT SOLE SOURCE	93	34,437,094
FULL AND OPEN COMPETITION AFTER EXCLUSION OF SOURCES Total				180	56,237,415
NOT AVAILABLE FOR COMPETITION	8(A) SOLE SOURCE	No Preference used	SOLE SOURCE	675	196,080,376
	NO SET ASIDE USED.	No Preference used	NOT SOLE SOURCE	84	-3,831,877
NOT AVAILABLE FOR COMPETITION Total				759	192,248,499
NOT COMPETED	NO SET ASIDE USED.	No Preference used	NOT SOLE SOURCE	50	18,343,008
NOT COMPETED Total				50	18,343,008
NOT COMPETED UNDER SAP	8(A) SOLE SOURCE	No Preference used	SOLE SOURCE	25	4,082,628
	NO SET ASIDE USED.	No Preference used	NOT SOLE SOURCE	2	55,000
NOT COMPETED UNDER SAP Total				27	4,137,628
Not Selected	Not Selected	OTHER	NOT SOLE SOURCE	1	0
Not Selected Total				1	0
Grand Total				1,057	292,567,233

FUNDING DEPARTMENT NAME	STATE, DEPARTMENT OF
WOSB_EDWOSB	YES

EXTENT_COMPETED_DESCRIPTION	TYPE_OF_SET_ASIDE_DESCRIPTION	EVALUATED_PREFERENCE	Values	
			SB_Action	SB_\$
COMPETED UNDER SAP	8A COMPETED	No Preference used	33	2,032,981
	ECONOMICALLY DISADVANTAGED WOMEN OWNED SMALL BUSINESS	No Preference used	1	232,170
	HUBZONE SET-ASIDE	No Preference used	5	715,078
	NO SET ASIDE USED.	No Preference used	504	12,279,211
	SERVICE DISABLED VETERAN OWNED SMALL BUSINESS SET-ASIDE	No Preference used	1	4,145
	SMALL BUSINESS SET ASIDE - PARTIAL	No Preference used	2	280,055
	SMALL BUSINESS SET ASIDE - TOTAL	No Preference used	418	14,688,135
	WOMEN OWNED SMALL BUSINESS	No Preference used	12	172,376
	Not Selected	No Preference used	32	1,323,449
COMPETED UNDER SAP Total			1,008	31,727,600
FULL AND OPEN COMPETITION	HUBZONE SET-ASIDE	No Preference used	9	882,355
	NO SET ASIDE USED.	No Preference used	517	30,174,742
	SMALL BUSINESS SET ASIDE - PARTIAL	No Preference used	5	5,132
	SMALL BUSINESS SET ASIDE - TOTAL	No Preference used	52	10,570,754
	SMALL BUSINESS SET ASIDE - TOTAL	OTHER	1	813,653
	WOMEN OWNED SMALL BUSINESS	No Preference used	28	1,342,102
	Not Selected	No Preference used	8	1,183,743
	Not Selected	OTHER	23	1,052,635
FULL AND OPEN COMPETITION Total			643	46,025,115
FULL AND OPEN COMPETITION AFTER EXCLUSION OF SOURCES	8(A) SOLE SOURCE	No Preference used	11	1,410,957
	8A COMPETED	No Preference used	182	60,224,735
	HUBZONE SET-ASIDE	No Preference used	53	6,993,348
	NO SET ASIDE USED.	No Preference used	3	630,712
	SERVICE DISABLED VETERAN OWNED SMALL BUSINESS SET-ASIDE	No Preference used	13	1,264,575
	SMALL BUSINESS SET ASIDE - PARTIAL	No Preference used	153	53,436,157
	SMALL BUSINESS SET ASIDE - TOTAL	No Preference used	819	274,313,640
	WOMEN OWNED SMALL BUSINESS	No Preference used	19	2,215,962
	WOMEN OWNED SMALL BUSINESS SOLE SOURCE	No Preference used	2	650,251
FULL AND OPEN COMPETITION AFTER EXCLUSION OF SOURCES Total			1,255	401,140,336
NOT AVAILABLE FOR COMPETITION	8(A) SOLE SOURCE	No Preference used	233	23,692,832
	8(A) SOLE SOURCE	OTHER	2	2,788,260
	HUBZONE SOLE SOURCE	No Preference used	1	15,991
	NO SET ASIDE USED.	No Preference used	21	2,957,632
	SMALL BUSINESS SET ASIDE - TOTAL	OTHER	1	35,568
	WOMEN OWNED SMALL BUSINESS SOLE SOURCE	No Preference used	13	3,186,001
	ECONOMICALLY DISADVANTAGED WOMEN OWNED SMALL BUSINESS SOLE SOURCE	No Preference used	2	2,531,670
NOT AVAILABLE FOR COMPETITION Total			273	35,207,955
NOT COMPETED	NO SET ASIDE USED.	No Preference used	161	8,151,595
NOT COMPETED Total			161	8,151,595
NOT COMPETED UNDER SAP	8(A) SOLE SOURCE	No Preference used	27	5,067,847
	HUBZONE SOLE SOURCE	No Preference used	2	19,754
	NO SET ASIDE USED.	No Preference used	235	12,141,698
	WOMEN OWNED SMALL BUSINESS SOLE SOURCE	No Preference used	2	192,112
	Not Selected	No Preference used	4	61,537
NOT COMPETED UNDER SAP Total			270	17,482,949
Not Selected	NO SET ASIDE USED.	No Preference used	1	-68,185
	Not Selected	OTHER	126	0
Not Selected Total			127	-68,185
Grand Total			3,737	539,667,365

FUNDING DEPARTMENT NAME		TREASURY, DEPARTMENT OF THE		Values	
EXTENT_COMPETED_DESCRIPTION	TYPE_OF_SET_ASIDE_DESCRIPTION	EVALUATED_PREFERENCE	SOLE_SOURCE_CATEGORY	SB_Action	SB_S
COMPETED UNDER SAP	ECONOMICALLY DISADVANTAGED WOMEN OWNED SMALL BUSINESS	No Preference used	NOT SOLE SOURCE	2	-11,472
	HURZONE SET-ASIDE	No Preference used	NOT SOLE SOURCE	3	10,865
	NO SET ASIDE USED.	No Preference used	NOT SOLE SOURCE	822	25,464,232
	SERVICE DISABLED VETERAN OWNED SMALL BUSINESS SET-ASIDE	No Preference used	NOT SOLE SOURCE	18	401,544
	SMALL BUSINESS SET ASIDE - PARTIAL	No Preference used	NOT SOLE SOURCE	5	-24,219
	SMALL BUSINESS SET ASIDE - TOTAL	No Preference used	NOT SOLE SOURCE	1,140	16,454,915
	WOMEN OWNED SMALL BUSINESS	No Preference used	NOT SOLE SOURCE	6	880,914
	Not Selected	No Preference used	NOT SOLE SOURCE	17	9,462,048
COMPETED UNDER SAP Total				2,013	52,638,827
FULL AND OPEN COMPETITION	8(A) SOLE SOURCE	No Preference used	SOLE SOURCE	12	5,758,156
	8(A) SOLE SOURCE	OTHER	SOLE SOURCE	3	284,839
	HURZONE SET-ASIDE	No Preference used	NOT SOLE SOURCE	13	3,446,880
	NO SET ASIDE USED.	HURZone Price Evaluation Preference	NOT SOLE SOURCE	1	74,200
	NO SET ASIDE USED.	No Preference used	NOT SOLE SOURCE	2,195	894,543,296
	SDVO SB SOLE SOURCE	No Preference used	SOLE SOURCE	1	7,077
	SERVICE DISABLED VETERAN OWNED SMALL BUSINESS SET-ASIDE	No Preference used	NOT SOLE SOURCE	11	2,987,682
	SMALL BUSINESS SET ASIDE - PARTIAL	No Preference used	NOT SOLE SOURCE	21	2,641,675
	SMALL BUSINESS SET ASIDE - PARTIAL	OTHER	NOT SOLE SOURCE	1	0
	SMALL BUSINESS SET ASIDE - TOTAL	No Preference used	NOT SOLE SOURCE	224	147,382,654
	SMALL BUSINESS SET ASIDE - TOTAL	OTHER	NOT SOLE SOURCE	9	146,550
	WOMEN OWNED SMALL BUSINESS	No Preference used	NOT SOLE SOURCE	8	744,991
	Not Selected	No Preference used	NOT SOLE SOURCE	252	84,617,152
	Not Selected	OTHER	NOT SOLE SOURCE	76	18,571,940
FULL AND OPEN COMPETITION Total				2,827	1,161,586,992
FULL AND OPEN COMPETITION AFTER EXCLUSION OF SOURCES	8(A) SOLE SOURCE	No Preference used	SOLE SOURCE	44	13,323,775
	8A COMPETED	No Preference used	NOT SOLE SOURCE	151	55,818,314
	HURZONE SET-ASIDE	No Preference used	NOT SOLE SOURCE	138	23,678,568
	NO SET ASIDE USED.	No Preference used	NOT SOLE SOURCE	75	1,175,262
	SERVICE DISABLED VETERAN OWNED SMALL BUSINESS SET-ASIDE	No Preference used	NOT SOLE SOURCE	238	66,606,002
	SMALL BUSINESS SET ASIDE - PARTIAL	No Preference used	NOT SOLE SOURCE	8	7,037,721
	SMALL BUSINESS SET ASIDE - TOTAL	No Preference used	NOT SOLE SOURCE	1,510	368,018,837
	WOMEN OWNED SMALL BUSINESS	No Preference used	NOT SOLE SOURCE	51	5,425,003
	Not Selected	No Preference used	NOT SOLE SOURCE	11	623,912
FULL AND OPEN COMPETITION AFTER EXCLUSION OF SOURCES Total				2,226	541,707,395
NOT AVAILABLE FOR COMPETITION	8(A) SOLE SOURCE	No Preference used	SOLE SOURCE	665	108,890,534
	8(A) SOLE SOURCE	OTHER	SOLE SOURCE	1	414,946
	HURZONE SOLE SOURCE	No Preference used	SOLE SOURCE	10	62,193
	NO SET ASIDE USED.	No Preference used	NOT SOLE SOURCE	39	1,244,615
	SDVO SB SOLE SOURCE	No Preference used	SOLE SOURCE	1	121,910
	WOMEN OWNED SMALL BUSINESS SOLE SOURCE	No Preference used	SOLE SOURCE	4	150,000
NOT AVAILABLE FOR COMPETITION Total				728	110,886,197
NOT COMPETED	NO SET ASIDE USED.	No Preference used	NOT SOLE SOURCE	815	93,474,674
NOT COMPETED Total				815	93,474,674
NOT COMPETED UNDER SAP	8(A) SOLE SOURCE	No Preference used	SOLE SOURCE	252	15,172,294
	HURZONE SOLE SOURCE	No Preference used	SOLE SOURCE	1	1,883
	NO SET ASIDE USED.	No Preference used	NOT SOLE SOURCE	1,864	16,469,873
	INDIAN SMALL BUSINESS ECONOMIC ENTERPRISE	No Preference used	NOT SOLE SOURCE	1	5,676
	ECONOMICALLY DISADVANTAGED WOMEN OWNED SMALL BUSINESS SOLE	No Preference used	SOLE SOURCE	3	26,400
	Not Selected	No Preference used	NOT SOLE SOURCE	8	818,363
NOT COMPETED UNDER SAP Total				2,129	32,594,487
Not Selected	Not Selected	OTHER	NOT SOLE SOURCE	61	0
Not Selected Total				63	0
Grand Total				10,791	1,992,886,572

FUNDING DEPARTMENT NAME		TREASURY, DEPARTMENT OF THE			
SRDVOB_FLAG		YES			
EXTENT_COMPETED_DESCRIPTION	TYPE_OF_SET_ASIDE_DESCRIPTION	EVALUATED_PREFERENCE	SOLE_SOURCE_CATEGORY	Values	SB_\$
COMPETED UNDER SAP	NO SET ASIDE USED.	No Preference used	NOT SOLE SOURCE	32	751,796
	SERVICE DISABLED VETERAN OWNED SMALL BUSINESS SET-ASIDE	No Preference used	NOT SOLE SOURCE	18	401,544
	SMALL BUSINESS SET ASIDE - TOTAL	No Preference used	NOT SOLE SOURCE	184	1,394,193
	Not Selected	No Preference used	NOT SOLE SOURCE	2	92,200
COMPETED UNDER SAP Total				236	2,639,734
FULL AND OPEN COMPETITION	8(A) SOLE SOURCE	No Preference used	SOLE SOURCE	2	178,106
	NO SET ASIDE USED.	No Preference used	NOT SOLE SOURCE	123	30,400,837
	SDVOSB SOLE SOURCE	No Preference used	SOLE SOURCE	1	7,077
	SERVICE DISABLED VETERAN OWNED SB SET-ASIDE	No Preference used	NOT SOLE SOURCE	11	2,987,682
	SMALL BUSINESS SET ASIDE - TOTAL	No Preference used	NOT SOLE SOURCE	20	3,349,150
	Not Selected	No Preference used	NOT SOLE SOURCE	32	14,151,490
	Not Selected	OTHER	NOT SOLE SOURCE	2	15,886
FULL AND OPEN COMPETITION Total				191	51,090,228
FULL AND OPEN COMPETITION AFTER EXCLUSION OF SOURCES	8(A) SOLE SOURCE	No Preference used	SOLE SOURCE	1	358,554
	8A COMPETED	No Preference used	NOT SOLE SOURCE	2	44,379
	HUBZONE SET-ASIDE	No Preference used	NOT SOLE SOURCE	17	1,500,430
	SERVICE DISABLED VETERAN OWNED SB SET-ASIDE	No Preference used	NOT SOLE SOURCE	238	66,606,002
	SMALL BUSINESS SET ASIDE - PARTIAL	No Preference used	NOT SOLE SOURCE	1	486,444
	SMALL BUSINESS SET ASIDE - TOTAL	No Preference used	NOT SOLE SOURCE	108	26,161,779
FULL AND OPEN COMPETITION AFTER EXCLUSION OF SOURCES Total				367	95,157,588
NOT AVAILABLE FOR COMPETITION	8(A) SOLE SOURCE	No Preference used	SOLE SOURCE	101	12,368,759
	NO SET ASIDE USED.	No Preference used	NOT SOLE SOURCE	5	134,753
	SDVOSB SOLE SOURCE	No Preference used	SOLE SOURCE	1	121,910
NOT AVAILABLE FOR COMPETITION Total				107	12,625,423
NOT COMPETED	NO SET ASIDE USED.	No Preference used	NOT SOLE SOURCE	10	3,097,454
NOT COMPETED Total				10	3,097,454
NOT COMPETED UNDER SAP	8(A) SOLE SOURCE	No Preference used	SOLE SOURCE	31	1,687,898
	NO SET ASIDE USED.	No Preference used	NOT SOLE SOURCE	43	1,505,031
NOT COMPETED UNDER SAP Total				74	3,192,929
Not Selected	Not Selected	OTHER	NOT SOLE SOURCE	5	-
Not Selected Total				5	-
Grand Total				990	167,803,355

FUNDING DEPARTMENT NAME		TREASURY, DEPARTMENT OF THE			
HubZone_FLAG		YES			
EXTENT_COMPETED_DESCRIPTION	TYPE_OF_SET_ASIDE_DESCRIPTION	EVALUATED_PREFERENCE	SOLE_SOURCE_CATEGORY	Values	
				SB_Action	SB_\$
COMPETED UNDER SAP	HUBZONE SET-ASIDE	No Preference used	NOT SOLE SOURCE	3	10,865
	NO SET ASIDE USED.	No Preference used	NOT SOLE SOURCE	40	4,871,210
	SMALL BUSINESS SET ASIDE - PARTIAL	No Preference used	NOT SOLE SOURCE	1	1,746
	SMALL BUSINESS SET ASIDE - TOTAL	No Preference used	NOT SOLE SOURCE	76	1,822,905
COMPETED UNDER SAP Total				120	6,706,726
FULL AND OPEN COMPETITION	HUBZONE SET-ASIDE	No Preference used	NOT SOLE SOURCE	13	3,446,880
	NO SET ASIDE USED.	HUBZone Price Evaluation Preference	NOT SOLE SOURCE	1	74,200
	NO SET ASIDE USED.	No Preference used	NOT SOLE SOURCE	101	36,244,951
	SMALL BUSINESS SET ASIDE - TOTAL	No Preference used	NOT SOLE SOURCE	6	5,406,791
	Not Selected	No Preference used	NOT SOLE SOURCE	4	3,938,043
	Not Selected	OTHER	NOT SOLE SOURCE	2	182,031
FULL AND OPEN COMPETITION Total				127	49,292,896
FULL AND OPEN COMPETITION AFTER EXCLUSION OF SOURCES	8(A) SOLE SOURCE	No Preference used	SOLE SOURCE	1	1,230,831
	8A COMPETED	No Preference used	NOT SOLE SOURCE	28	6,187,180
	HUBZONE SET-ASIDE	No Preference used	NOT SOLE SOURCE	137	23,459,721
	SERVICE DISABLED VETERAN OWNED SMALL BUSINESS SET ASIDE	No Preference used	NOT SOLE SOURCE	8	327,255
	SMALL BUSINESS SET ASIDE - TOTAL	No Preference used	NOT SOLE SOURCE	112	22,047,691
FULL AND OPEN COMPETITION AFTER EXCLUSION OF SOURCES Total				286	53,252,678
NOT AVAILABLE FOR COMPETITION	8(A) SOLE SOURCE	No Preference used	SOLE SOURCE	157	38,104,028
	HUBZONE SOLE SOURCE	No Preference used	SOLE SOURCE	10	62,193
	NO SET ASIDE USED.	No Preference used	NOT SOLE SOURCE	5	134,753
NOT AVAILABLE FOR COMPETITION Total				172	38,900,974
NOT COMPETED	NO SET ASIDE USED.	No Preference used	NOT SOLE SOURCE	18	7,167,472
NOT COMPETED Total				18	7,167,472
NOT COMPETED UNDER SAP	8(A) SOLE SOURCE	No Preference used	SOLE SOURCE	81	5,412,328
	HUBZONE SOLE SOURCE	No Preference used	SOLE SOURCE	1	1,883
	NO SET ASIDE USED.	No Preference used	NOT SOLE SOURCE	30	2,758,752
	ECONOMICALLY DISADVANTAGED WOMEN OWNED SMALL BUSINESS SOLE SOURCE	No Preference used	SOLE SOURCE	3	26,400
NOT COMPETED UNDER SAP Total				115	8,199,363
Not Selected	Not Selected	OTHER	NOT SOLE SOURCE	6	0
Not Selected Total				6	0
Grand Total				844	162,920,108

FUNDING DEPARTMENT NAME		TREASURY, DEPARTMENT OF THE			
SDB		YES			
EXTENT_COMPETED_DESCRIPTION	TYPE_OF_SET_ASIDE_DESCRIPTION	EVALUATED_PREFERENCE	SOLE_SOURCE_CATEGORY	Values	
				SB_Action	SB_\$
COMPETED UNDER SAP	ECONOMICALLY DISADVANTAGED WOMEN OWNED SMALL BUSINESS	No Preference used	NOT SOLE SOURCE	2	-11,472
	HUBZONE SET-ASIDE	No Preference used	NOT SOLE SOURCE	1	10,865
	NO SET ASIDE USED.	No Preference used	NOT SOLE SOURCE	331	5,470,484
	SERVICE DISABLED VETERAN OWNED SMALL BUSINESS SET-ASIDE	No Preference used	NOT SOLE SOURCE	3	70,715
	SMALL BUSINESS SET ASIDE - PARTIAL	No Preference used	NOT SOLE SOURCE	4	-28,819
	SMALL BUSINESS SET ASIDE - TOTAL	No Preference used	NOT SOLE SOURCE	521	5,271,343
	WOMEN OWNED SMALL BUSINESS	No Preference used	NOT SOLE SOURCE	2	8,276
	Not Selected	No Preference used	NOT SOLE SOURCE	12	506,601
COMPETED UNDER SAP Total				876	11,297,994
FULL AND OPEN COMPETITION	8(A) SOLE SOURCE	No Preference used	SOLE SOURCE	12	5,758,156
	8(A) SOLE SOURCE	OTHER	SOLE SOURCE	3	264,839
	HUBZONE SET-ASIDE	No Preference used	NOT SOLE SOURCE	6	1,701,580
	NO SET ASIDE USED.	No Preference used	NOT SOLE SOURCE	369	87,865,736
	SERVICE DISABLED VETERAN OWNED SMALL BUSINESS SET-ASIDE	No Preference used	NOT SOLE SOURCE	6	1,457,065
	SMALL BUSINESS SET ASIDE - PARTIAL	No Preference used	NOT SOLE SOURCE	10	1,376,003
	SMALL BUSINESS SET ASIDE - PARTIAL	OTHER	NOT SOLE SOURCE	1	0
	SMALL BUSINESS SET ASIDE - TOTAL	No Preference used	NOT SOLE SOURCE	74	45,693,436
	WOMEN OWNED SMALL BUSINESS	No Preference used	NOT SOLE SOURCE	1	133,500
	Not Selected	No Preference used	NOT SOLE SOURCE	64	16,262,521
	Not Selected	OTHER	NOT SOLE SOURCE	8	185,231
FULL AND OPEN COMPETITION Total				554	160,698,066
FULL AND OPEN COMPETITION AFTER EXCLUSION OF SOURCES	8(A) SOLE SOURCE	No Preference used	SOLE SOURCE	44	13,323,775
	8A COMPETED	No Preference used	NOT SOLE SOURCE	151	55,818,314
	HUBZONE SET-ASIDE	No Preference used	NOT SOLE SOURCE	94	19,438,647
	NO SET ASIDE USED.	No Preference used	NOT SOLE SOURCE	8	276,940
	SERVICE DISABLED VETERAN OWNED SMALL BUSINESS SET-ASIDE	No Preference used	NOT SOLE SOURCE	19	1,186,158
	SMALL BUSINESS SET ASIDE - TOTAL	No Preference used	NOT SOLE SOURCE	494	103,254,703
	WOMEN OWNED SMALL BUSINESS	No Preference used	NOT SOLE SOURCE	5	718,193
	Not Selected	No Preference used	NOT SOLE SOURCE	10	623,912
FULL AND OPEN COMPETITION AFTER EXCLUSION OF SOURCES Total				825	194,640,642
NOT AVAILABLE FOR COMPETITION	8(A) SOLE SOURCE	No Preference used	SOLE SOURCE	665	108,890,534
	HUBZONE SOLE SOURCE	No Preference used	SOLE SOURCE	10	62,193
	NO SET ASIDE USED.	No Preference used	NOT SOLE SOURCE	23	876,219
NOT AVAILABLE FOR COMPETITION Total				698	109,828,946
NOT COMPETED	NO SET ASIDE USED.	No Preference used	NOT SOLE SOURCE	160	45,342,785
NOT COMPETED Total				160	45,342,785
NOT COMPETED UNDER SAP	8(A) SOLE SOURCE	No Preference used	SOLE SOURCE	252	15,172,294
	HUBZONE SOLE SOURCE	No Preference used	SOLE SOURCE	1	1,883
	NO SET ASIDE USED.	No Preference used	NOT SOLE SOURCE	875	6,460,003
	ECONOMICALLY DISADVANTAGED WOMEN OWNED SMALL BUSINESS SOLE SOURCE	No Preference used	SOLE SOURCE	3	26,400
NOT COMPETED UNDER SAP Total				1,131	21,660,579
Not Selected	Not Selected	OTHER	NOT SOLE SOURCE	33	0
Not Selected Total				33	0
Grand Total				4,277	543,469,011

Department: TREASURY, DEPARTMENT OF THE
 Socio-Economic Category: INDIAN_TRIBE

FUNDING DEPARTMENT NAME	TREASURY, DEPARTMENT OF THE
INDIAN TRIBE	YES

EXTENT_COMPETED_DESCRIPTION	TYPE_OF_SET_ASIDE_DESCRIPTION	EVALUATED_PREFERENCE	SOLE_SOURCE_CATEGORY	Values	
				SB_Action	SB_\$
COMPETED UNDER SAP	SMALL BUSINESS SET ASIDE - TOTAL	No Preference used	NOT SOLE SOURCE	1	14,379
COMPETED UNDER SAP Total				1	14,379
FULL AND OPEN COMPETITION	NO SET ASIDE USED.	No Preference used	NOT SOLE SOURCE	6	1,071,806
FULL AND OPEN COMPETITION Total				6	1,071,806
FULL AND OPEN COMPETITION AFTER EXCLUSION OF SOURCES	8A COMPETED	No Preference used	NOT SOLE SOURCE	2	243,768
	SMALL BUSINESS SET ASIDE - TOTAL	No Preference used	NOT SOLE SOURCE	14	6,233,392
FULL AND OPEN COMPETITION AFTER EXCLUSION OF SOURCES Total				16	6,477,160
NOT AVAILABLE FOR COMPETITION	8(A) SOLE SOURCE	No Preference used	SOLE SOURCE	11	824,125
	HUBZONE SOLE SOURCE	No Preference used	SOLE SOURCE	2	99,359
NOT AVAILABLE FOR COMPETITION Total				13	923,485
NOT COMPETED UNDER SAP	8(A) SOLE SOURCE	No Preference used	SOLE SOURCE	23	1,174,817
NOT COMPETED UNDER SAP Total				23	1,174,817
Grand Total				59	9,661,647

Department: TREASURY, DEPARTMENT OF THE
 Socio-Economic Category: NATIVE_HAWAIIAN_ORGANIZATION

FUNDING_DEPARTMENT_NAME	TREASURY, DEPARTMENT OF THE
NATIVE_HAWAIIAN_ORGANIZATION	YES

EXTENT_COMPETED_DESCRIPTION	TYPE_OF_SET_ASIDE_DESCRIPTION	EVALUATED_PREFERENCE	SOLE_SOURCE_CATEGORY	Values	
				SB_Action	SB_\$
Grand Total					

Department: TREASURY, DEPARTMENT OF THE
 Socio-Economic Category: ALASKAN_NATIVE_CORPORATION

FUNDING DEPARTMENT NAME		TREASURY, DEPARTMENT OF THE			
ALASKAN NATIVE CORPORATION		YES			
EXTENT_COMPETED_DESCRIPTION	TYPE_OF_SET_ASIDE_DESCRIPTION	EVALUATED_PREFERENCE	SOLE_SOURCE_CATEGORY	Values	
				SB_Action	SB_\$
COMPETED UNDER SAP	NO SET ASIDE USED.	No Preference used	NOT SOLE SOURCE	1	716
COMPETED UNDER SAP Total				1	716
FULL AND OPEN COMPETITION	NO SET ASIDE USED.	No Preference used	NOT SOLE SOURCE	9	1,727,875
FULL AND OPEN COMPETITION Total				9	1,727,875
FULL AND OPEN COMPETITION AFTER EXCLUSION OF SOURCES	8(A) SOLE SOURCE	No Preference used	SOLE SOURCE	1	-360,364
	8A COMPETED	No Preference used	NOT SOLE SOURCE	4	12,098,885
	HUBZONE SET-ASIDE	No Preference used	NOT SOLE SOURCE	1	218,848
	SMALL BUSINESS SET ASIDE - TOTAL	No Preference used	NOT SOLE SOURCE	24	8,151,225
FULL AND OPEN COMPETITION AFTER EXCLUSION OF SOURCES Total				30	20,108,593
NOT AVAILABLE FOR COMPETITION	8(A) SOLE SOURCE	No Preference used	SOLE SOURCE	61	9,781,558
NOT AVAILABLE FOR COMPETITION Total				61	9,781,558
NOT COMPETED	NO SET ASIDE USED.	No Preference used	NOT SOLE SOURCE	1	5,190,221
NOT COMPETED Total				1	5,190,221
NOT COMPETED UNDER SAP	8(A) SOLE SOURCE	No Preference used	SOLE SOURCE	3	32,831
	NO SET ASIDE USED.	No Preference used	NOT SOLE SOURCE	7	147,279
NOT COMPETED UNDER SAP Total				10	180,110
Grand Total				112	36,989,072

FUNDING DEPARTMENT NAME	TREASURY, DEPARTMENT OF THE
WOSB_EDWOSB	YES

EXTENT_COMPETED_DESCRIPTION	TYPE_OF_SET_ASIDE_DESCRIPTION	EVALUATED_PREFERENCE	Values	
			SB_Action	SB_\$
COMPETED UNDER SAP	ECONOMICALLY DISADVANTAGED WOMEN OWNED SMALL BUSINESS	No Preference used	2	-11,472
	NO SET ASIDE USED.	No Preference used	278	2,785,799
	SMALL BUSINESS SET ASIDE - PARTIAL	No Preference used	3	-30,565
	SMALL BUSINESS SET ASIDE - TOTAL	No Preference used	320	3,851,090
	WOMEN OWNED SMALL BUSINESS	No Preference used	6	880,914
	Not Selected	No Preference used	8	469,994
COMPETED UNDER SAP Total			617	7,945,762
FULL AND OPEN COMPETITION	8(A) SOLE SOURCE	No Preference used	8	4,019,533
	HUBZONE SET-ASIDE	No Preference used	1	188,225
	NO SET ASIDE USED.	No Preference used	431	80,554,236
	SERVICE DISABLED VETERAN OWNED SMALL BUSINESS SET-ASIDE	No Preference used	1	902,086
	SMALL BUSINESS SET ASIDE - PARTIAL	No Preference used	3	0
	SMALL BUSINESS SET ASIDE - PARTIAL	OTHER	1	0
	SMALL BUSINESS SET ASIDE - TOTAL	No Preference used	102	117,679,621
	SMALL BUSINESS SET ASIDE - TOTAL	OTHER	6	33,766
	WOMEN OWNED SMALL BUSINESS	No Preference used	8	744,991
	Not Selected	No Preference used	89	35,915,219
	Not Selected	OTHER	26	6,281,678
FULL AND OPEN COMPETITION Total			676	246,319,354
FULL AND OPEN COMPETITION AFTER EXCLUSION OF SOURCES	8(A) SOLE SOURCE	No Preference used	13	4,344,759
	8A COMPETED	No Preference used	59	14,560,067
	HUBZONE SET-ASIDE	No Preference used	40	5,395,946
	NO SET ASIDE USED.	No Preference used	20	307,378
	SERVICE DISABLED VETERAN OWNED SMALL BUSINESS SET-ASIDE	No Preference used	2	73,345
	SMALL BUSINESS SET ASIDE - PARTIAL	No Preference used	7	6,551,277
	SMALL BUSINESS SET ASIDE - TOTAL	No Preference used	774	205,716,389
	WOMEN OWNED SMALL BUSINESS	No Preference used	51	5,425,003
FULL AND OPEN COMPETITION AFTER EXCLUSION OF SOURCES Total			966	242,374,164
NOT AVAILABLE FOR COMPETITION	8(A) SOLE SOURCE	No Preference used	200	32,367,236
	HUBZONE SOLE SOURCE	No Preference used	8	-37,166
	NO SET ASIDE USED.	No Preference used	11	389,971
	WOMEN OWNED SMALL BUSINESS SOLE SOURCE	No Preference used	4	150,000
NOT AVAILABLE FOR COMPETITION Total			223	32,870,040
NOT COMPETED	NO SET ASIDE USED.	No Preference used	104	43,754,929
NOT COMPETED Total			104	43,754,929
NOT COMPETED UNDER SAP	8(A) SOLE SOURCE	No Preference used	101	4,250,462
	NO SET ASIDE USED.	No Preference used	997	3,020,451
	ECONOMICALLY DISADVANTAGED WOMEN OWNED SMALL BUSINESS SOLE SOURCE	No Preference used	3	26,400
	Not Selected	No Preference used	7	903,362
NOT COMPETED UNDER SAP Total			1,108	8,200,676
Not Selected	Not Selected	OTHER	26	0
Not Selected Total			26	0
Grand Total			3,720	581,464,925

FUNDING DEPARTMENT NAME		AGENCY FOR INTERNATIONAL DEVELOPMENT			
EXTENT_COMPETED_DESCRIPTION	TYPE_OF_SET_ASIDE_DESCRIPTION	EVALUATED_PREFERENCE	SOLE_SOURCE_CATEGORY	SB_Action	SB \$
COMPETED UNDER SAP	8A COMPETED	No Preference used	NOT SOLE SOURCE	4	2,745,487
	HUBZONE SET-ASIDE	No Preference used	NOT SOLE SOURCE	1	20,461
	NO SET ASIDE USED.	No Preference used	NOT SOLE SOURCE	129	8,018,546
	RESERVED FOR SMALL BUSINESS	No Preference used	NOT SOLE SOURCE	1	0
	SMALL BUSINESS SET ASIDE - PARTIAL	No Preference used	NOT SOLE SOURCE	1	54,000
	SMALL BUSINESS SET ASIDE - TOTAL	No Preference used	NOT SOLE SOURCE	27	459,100
	WOMEN OWNED SMALL BUSINESS	No Preference used	NOT SOLE SOURCE	1	0
	Not Selected	No Preference used	NOT SOLE SOURCE	8	4,149,131
COMPETED UNDER SAP Total				172	15,446,725
COMPETITIVE DELIVERY ORDER	NO SET ASIDE USED.	No Preference used	NOT SOLE SOURCE	9	-6,583
COMPETITIVE DELIVERY ORDER Total				9	-6,583
FULL AND OPEN COMPETITION	8(A) SOLE SOURCE	No Preference used	SOLE SOURCE	2	10,000
	8A COMPETED	No Preference used	NOT SOLE SOURCE	9	10,514,771
	HUBZONE SET-ASIDE	No Preference used	NOT SOLE SOURCE	1	4,533
	NO SET ASIDE USED.	No Preference used	NOT SOLE SOURCE	363	125,535,180
	SMALL BUSINESS SET ASIDE - PARTIAL	No Preference used	NOT SOLE SOURCE	1	2,192,299
	SMALL BUSINESS SET ASIDE - TOTAL	No Preference used	NOT SOLE SOURCE	104	70,673,718
	SMALL BUSINESS SET ASIDE - TOTAL	OTHER	NOT SOLE SOURCE	1	55,000
	WOMEN OWNED SMALL BUSINESS	No Preference used	NOT SOLE SOURCE	3	4,020,335
	WOMEN OWNED SMALL BUSINESS SOLE SOURCE	No Preference used	SOLE SOURCE	1	697,769
	Not Selected	No Preference used	NOT SOLE SOURCE	15	2,513,579
	Not Selected	OTHER	NOT SOLE SOURCE	9	2,593,235
FULL AND OPEN COMPETITION Total				509	218,810,418
FULL AND OPEN COMPETITION AFTER EXCLUSION OF SOURCES	8(A) SOLE SOURCE	No Preference used	SOLE SOURCE	21	10,784,573
	8A COMPETED	No Preference used	NOT SOLE SOURCE	61	54,768,377
	HUBZONE SET-ASIDE	No Preference used	NOT SOLE SOURCE	3	185,634
	NO SET ASIDE USED.	No Preference used	NOT SOLE SOURCE	95	63,084,076
	NO SET ASIDE USED.	SDB Preferential Consideration Partial SB	NOT SOLE SOURCE	1	0
	SERVICE DISABLED VETERAN OWNED SMALL BUSINESS SET-ASIDE	No Preference used	NOT SOLE SOURCE	5	227,024
	SMALL BUSINESS SET ASIDE - PARTIAL	No Preference used	NOT SOLE SOURCE	17	75,444,531
	SMALL BUSINESS SET ASIDE - TOTAL	No Preference used	NOT SOLE SOURCE	167	129,638,128
FULL AND OPEN COMPETITION AFTER EXCLUSION OF SOURCES Total				370	334,132,342
NON-COMPETITIVE DELIVERY ORDER	NO SET ASIDE USED.	No Preference used	NOT SOLE SOURCE	3	-9,518
	SMALL BUSINESS SET ASIDE - TOTAL	No Preference used	NOT SOLE SOURCE	1	-107
NON-COMPETITIVE DELIVERY ORDER Total				4	-9,625
NOT AVAILABLE FOR COMPETITION	8(A) SOLE SOURCE	No Preference used	SOLE SOURCE	142	79,364,292
	HUBZONE SOLE SOURCE	No Preference used	SOLE SOURCE	1	41,000
	NO SET ASIDE USED.	No Preference used	NOT SOLE SOURCE	64	5,310,998
	INDIAN ECONOMIC ENTERPRISE	No Preference used	NOT SOLE SOURCE	2	1,600,000
NOT AVAILABLE FOR COMPETITION Total				209	86,316,290
NOT COMPETED	NO SET ASIDE USED.	No Preference used	NOT SOLE SOURCE	76	18,605,426
NOT COMPETED Total				76	18,605,426
NOT COMPETED UNDER SAP	8(A) SOLE SOURCE	No Preference used	SOLE SOURCE	4	530,862
	NO SET ASIDE USED.	No Preference used	NOT SOLE SOURCE	81	16,445,072
	Not Selected	No Preference used	NOT SOLE SOURCE	4	291,803
NOT COMPETED UNDER SAP Total				89	17,267,736
	Not Selected	OTHER	NOT SOLE SOURCE	83	0
Not Selected Total				83	0
Grand Total				1,521	690,562,729

FUNDING DEPARTMENT NAME		AGENCY FOR INTERNATIONAL DEVELOPMENT			
SRDVOB_FLAG		YES			
EXTENT_COMPETED_DESCRIPTION	TYPE_OF_SET_ASIDE_DESCRIPTION	EVALUATED_PREFERENCE	SOLE_SOURCE_CATEGORY	Values	SB_5
COMPETED UNDER SAP	8A COMPETED	No Preference used	NOT SOLE SOURCE	1	626,284
	NO SET ASIDE USED.	No Preference used	NOT SOLE SOURCE	8	437,670
	SMALL BUSINESS SET ASIDE - TOTAL	No Preference used	NOT SOLE SOURCE	2	(19,286)
COMPETED UNDER SAP Total				11	1,044,669
FULL AND OPEN COMPETITION	NO SET ASIDE USED.	No Preference used	NOT SOLE SOURCE	10	24,469
	SMALL BUSINESS SET ASIDE - TOTAL	No Preference used	NOT SOLE SOURCE	7	7,320,573
FULL AND OPEN COMPETITION Total				17	7,345,043
FULL AND OPEN COMPETITION AFTER EXCLUSION OF SOURCES	8A COMPETED	No Preference used	NOT SOLE SOURCE	12	2,455,668
	NO SET ASIDE USED.	No Preference used	NOT SOLE SOURCE	4	204,783
	SERVICE DISABLED VETERAN OWNED SMALL BUSINESS SET-	No Preference used	NOT SOLE SOURCE	5	227,024
FULL AND OPEN COMPETITION AFTER EXCLUSION OF SOURCES Total				21	2,887,475
NOT AVAILABLE FOR COMPETITION	8(A) SOLE SOURCE	No Preference used	SOLE SOURCE	8	4,579,823
	NO SET ASIDE USED.	No Preference used	NOT SOLE SOURCE	7	861,562
NOT AVAILABLE FOR COMPETITION Total				15	5,441,385
NOT COMPETED	NO SET ASIDE USED.	No Preference used	NOT SOLE SOURCE	4	365,694
NOT COMPETED Total				4	365,694
NOT COMPETED UNDER SAP	8(A) SOLE SOURCE	No Preference used	SOLE SOURCE	3	(2,226)
	NO SET ASIDE USED.	No Preference used	NOT SOLE SOURCE	4	34,998
NOT COMPETED UNDER SAP Total				7	32,772
Not Selected	Not Selected	OTHER	NOT SOLE SOURCE	2	-
Not Selected Total				2	-
Grand Total				77	17,117,037

FUNDING DEPARTMENT NAME		AGENCY FOR INTERNATIONAL DEVELOPMENT			
HubZone_FLAG		YES			
EXTENT_COMPETED_DESCRIPTION	TYPE_OF_SET_ASIDE_DESCRIPTION	EVALUATED_PREFERENCE	SOLE_SOURCE_CATEGORY	Values	
				SB_Action	SB_S
COMPETED UNDER SAP	8A COMPETED	No Preference used	NOT SOLE SOURCE	1	626,284
	HUBZONE SET-ASIDE	No Preference used	NOT SOLE SOURCE	1	20,461
	NO SET ASIDE USED.	No Preference used	NOT SOLE SOURCE	7	115,689
	SMALL BUSINESS SET ASIDE - TOTAL	No Preference used	NOT SOLE SOURCE	4	66,502
COMPETED UNDER SAP Total				13	828,936
FULL AND OPEN COMPETITION	HUBZONE SET-ASIDE	No Preference used	NOT SOLE SOURCE	1	4,533
	NO SET ASIDE USED.	No Preference used	NOT SOLE SOURCE	7	841,444
	SMALL BUSINESS SET ASIDE - TOTAL	No Preference used	NOT SOLE SOURCE	3	548,000
FULL AND OPEN COMPETITION Total				11	1,393,977
FULL AND OPEN COMPETITION AFTER EXCLUSION OF SOURCES	8A COMPETED	No Preference used	NOT SOLE SOURCE	6	5,467,779
	HUBZONE SET-ASIDE	No Preference used	NOT SOLE SOURCE	3	185,634
	SMALL BUSINESS SET ASIDE - TOTAL	No Preference used	NOT SOLE SOURCE	8	1,576,223
FULL AND OPEN COMPETITION AFTER EXCLUSION OF SOURCES Total				17	7,229,637
NOT AVAILABLE FOR COMPETITION	8(A) SOLE SOURCE	No Preference used	SOLE SOURCE	12	4,813,591
	HUBZONE SOLE SOURCE	No Preference used	SOLE SOURCE	1	41,000
	NO SET ASIDE USED.	No Preference used	NOT SOLE SOURCE	5	554,000
NOT AVAILABLE FOR COMPETITION Total				18	5,408,591
NOT COMPETED	NO SET ASIDE USED.	No Preference used	NOT SOLE SOURCE	18	6,220,860
NOT COMPETED Total				18	6,220,860
NOT COMPETED UNDER SAP	8(A) SOLE SOURCE	No Preference used	SOLE SOURCE	3	-2,226
	NO SET ASIDE USED.	No Preference used	NOT SOLE SOURCE	4	10,104
NOT COMPETED UNDER SAP Total				7	7,878
Grand Total				84	21,089,878

Department: AGENCY FOR INTERNATIONAL DEVELOPMENT
 Socio-Economic Category: SDB

FUNDING DEPARTMENT NAME		AGENCY FOR INTERNATIONAL DEVELOPMENT			
SDB		YES			
EXTENT_COMPETED_DESCRIPTION	TYPE_OF_SET_ASIDE_DESCRIPTION	EVALUATED_PREFERENCE	SOLE_SOURCE_CATEGORY	Values	
				SB_Action	SB_\$
COMPETED UNDER SAP	8A COMPETED	No Preference used	NOT SOLE SOURCE	4	2,745,487
	HUBZONE SET-ASIDE	No Preference used	NOT SOLE SOURCE	1	20,461
	NO SET ASIDE USED.	No Preference used	NOT SOLE SOURCE	55	3,721,769
	RESERVED FOR SMALL BUSINESS	No Preference used	NOT SOLE SOURCE	1	0
	SMALL BUSINESS SET ASIDE - TOTAL	No Preference used	NOT SOLE SOURCE	18	420,339
COMPETED UNDER SAP Total				79	6,908,056
COMPETITIVE DELIVERY ORDER	NO SET ASIDE USED.	No Preference used	NOT SOLE SOURCE	4	382
COMPETITIVE DELIVERY ORDER Total				4	382
FULL AND OPEN COMPETITION	8(A) SOLE SOURCE	No Preference used	SOLE SOURCE	2	10,000
	8A COMPETED	No Preference used	NOT SOLE SOURCE	9	10,514,771
	HUBZONE SET-ASIDE	No Preference used	NOT SOLE SOURCE	1	4,533
	NO SET ASIDE USED.	No Preference used	NOT SOLE SOURCE	118	50,276,224
	SMALL BUSINESS SET ASIDE - TOTAL	No Preference used	NOT SOLE SOURCE	34	12,820,636
	WOMEN OWNED SMALL BUSINESS	No Preference used	NOT SOLE SOURCE	2	3,342,959
	Not Selected	No Preference used	NOT SOLE SOURCE	13	2,032,522
	Not Selected	OTHER	NOT SOLE SOURCE	1	-331,152
FULL AND OPEN COMPETITION Total				180	78,670,495
FULL AND OPEN COMPETITION AFTER EXCLUSION OF SOURCES	8(A) SOLE SOURCE	No Preference used	SOLE SOURCE	21	10,784,573
	8A COMPETED	No Preference used	NOT SOLE SOURCE	61	54,768,377
	HUBZONE SET-ASIDE	No Preference used	NOT SOLE SOURCE	2	75,700
	NO SET ASIDE USED.	No Preference used	NOT SOLE SOURCE	2	258,139
	NO SET ASIDE USED.	SDB Preferential Consideration Partial SB Set Aside	NOT SOLE SOURCE	1	0
	SMALL BUSINESS SET ASIDE - PARTIAL	No Preference used	NOT SOLE SOURCE	5	65,304,460
	SMALL BUSINESS SET ASIDE - TOTAL	No Preference used	NOT SOLE SOURCE	76	41,077,655
FULL AND OPEN COMPETITION AFTER EXCLUSION OF SOURCES Total				168	172,268,903
NON-COMPETITIVE DELIVERY ORDER	SMALL BUSINESS SET ASIDE - TOTAL	No Preference used	NOT SOLE SOURCE	1	-107
NON-COMPETITIVE DELIVERY ORDER Total				1	-107
NOT AVAILABLE FOR COMPETITION	8(A) SOLE SOURCE	No Preference used	SOLE SOURCE	142	79,364,292
	HUBZONE SOLE SOURCE	No Preference used	SOLE SOURCE	1	41,000
	NO SET ASIDE USED.	No Preference used	NOT SOLE SOURCE	60	5,351,998
	INDIAN ECONOMIC ENTERPRISE	No Preference used	NOT SOLE SOURCE	2	1,600,000
NOT AVAILABLE FOR COMPETITION Total				205	86,357,290
NOT COMPETED	NO SET ASIDE USED.	No Preference used	NOT SOLE SOURCE	53	16,871,407
NOT COMPETED Total				53	16,871,407
NOT COMPETED UNDER SAP	8(A) SOLE SOURCE	No Preference used	SOLE SOURCE	4	530,862
	NO SET ASIDE USED.	No Preference used	NOT SOLE SOURCE	55	15,015,089
	Not Selected	No Preference used	NOT SOLE SOURCE	1	106,114
NOT COMPETED UNDER SAP Total				60	15,652,065
Not Selected	Not Selected	OTHER	NOT SOLE SOURCE	11	0
Not Selected Total				11	0
Grand Total				761	376,728,490

FUNDING DEPARTMENT NAME	AGENCY FOR INTERNATIONAL DEVELOPMENT
INDIAN TRIBE	YES

EXTENT_COMPETED_DESCRIPTION	TYPE_OF_SET_ASIDE_DESCRIPTION	EVALUATED_PREFERENCE	SOLE_SOURCE_CATEGORY	Values	
				SB_Action	SB_\$
FULL AND OPEN COMPETITION	8(A) SOLE SOURCE	No Preference used	SOLE SOURCE	2	10,000
FULL AND OPEN COMPETITION Total				2	10,000
NOT AVAILABLE FOR COMPETITION	8(A) SOLE SOURCE	No Preference used	SOLE SOURCE	2	183,082
NOT AVAILABLE FOR COMPETITION Total				2	183,082
NOT COMPETED UNDER SAP	NO SET ASIDE USED.	No Preference used	NOT SOLE SOURCE	8	3,039,092
NOT COMPETED UNDER SAP Total				8	3,039,092
Grand Total				12	3,232,174

Department: AGENCY FOR INTERNATIONAL DEVELOPMENT
 Socio-Economic Category: NATIVE_HAWAIIAN_ORGANIZATION

FUNDING_DEPARTMENT_NAME	AGENCY FOR INTERNATIONAL DEVELOPMENT
NATIVE_HAWAIIAN_ORGANIZATION	YES

EXTENT_COMPETED_DESCRIPTION	TYPE_OF_SET_ASIDE_DESCRIPTION	EVALUATED_PREFERENCE	SOLE_SOURCE_CATEGORY	Values	
				SB_Action	SB_\$
Grand Total					

Department: AGENCY FOR INTERNATIONAL DEVELOPMENT
 Socio-Economic Category: ALASKAN_NATIVE_CORPORATION

FUNDING DEPARTMENT NAME	AGENCY FOR INTERNATIONAL DEVELOPMENT
ALASKAN NATIVE CORPORATION	YES

EXTENT_COMPETED_DESCRIPTION	TYPE_OF_SET_ASIDE_DESCRIPTION	EVALUATED_PREFERENCE	SOLE_SOURCE_CATEGORY	Values	
				SB_Action	SB_\$
FULL AND OPEN COMPETITION	NO SET ASIDE USED.	No Preference used	NOT SOLE SOURCE	7	2,788,825
FULL AND OPEN COMPETITION Total				7	2,788,825
FULL AND OPEN COMPETITION AFTER EXCLUSION OF SOURCES	8A COMPETED	No Preference used	NOT SOLE SOURCE	5	499,074
	SMALL BUSINESS SET ASIDE - TOTAL	No Preference used	NOT SOLE SOURCE	7	2,831,679
FULL AND OPEN COMPETITION AFTER EXCLUSION OF SOURCES Total				12	3,330,753
NOT AVAILABLE FOR COMPETITION	8(A) SOLE SOURCE	No Preference used	SOLE SOURCE	29	46,025,263
	NO SET ASIDE USED.	No Preference used	NOT SOLE SOURCE	43	1,722,437
	INDIAN ECONOMIC ENTERPRISE	No Preference used	NOT SOLE SOURCE	2	1,600,000
NOT AVAILABLE FOR COMPETITION Total				74	49,347,699
NOT COMPETED	NO SET ASIDE USED.	No Preference used	NOT SOLE SOURCE	15	9,563,732
NOT COMPETED Total				15	9,563,732
Grand Total				108	65,031,009

FUNDING DEPARTMENT NAME	AGENCY FOR INTERNATIONAL DEVELOPMENT
WOSB EDWOSB	YES

EXTENT_COMPETED_DESCRIPTION	TYPE_OF_SET_ASIDE_DESCRIPTION	EVALUATED_PREFERENCE	Values	
			SB_Action	SB_\$
COMPETED UNDER SAP	8A COMPETED	No Preference used	2	1,961,172
	NO SET ASIDE USED.	No Preference used	53	1,650,671
	SMALL BUSINESS SET ASIDE - TOTAL	No Preference used	12	339,964
	WOMEN OWNED SMALL BUSINESS	No Preference used	1	0
	Not Selected	No Preference used	8	4,149,131
COMPETED UNDER SAP Total			76	8,100,937
COMPETITIVE DELIVERY ORDER	NO SET ASIDE USED.	No Preference used	5	-4,673
COMPETITIVE DELIVERY ORDER Total			5	-4,673
FULL AND OPEN COMPETITION	8A COMPETED	No Preference used	7	9,624,771
	NO SET ASIDE USED.	No Preference used	121	28,232,181
	SMALL BUSINESS SET ASIDE - PARTIAL	No Preference used	1	2,192,299
	SMALL BUSINESS SET ASIDE - TOTAL	No Preference used	38	21,051,272
	SMALL BUSINESS SET ASIDE - TOTAL	OTHER	1	55,000
	WOMEN OWNED SMALL BUSINESS	No Preference used	3	4,020,335
	WOMEN OWNED SMALL BUSINESS SOLE SOURCE	No Preference used	1	697,769
	Not Selected	No Preference used	7	1,111,154
	Not Selected	OTHER	6	2,508,848
FULL AND OPEN COMPETITION Total			185	69,493,629
FULL AND OPEN COMPETITION AFTER EXCLUSION OF SOURCES	8(A) SOLE SOURCE	No Preference used	1	2,020,163
	8A COMPETED	No Preference used	21	25,647,593
	HUBZONE SET-ASIDE	No Preference used	1	15,480
	NO SET ASIDE USED.	No Preference used	28	11,578,735
	SMALL BUSINESS SET ASIDE - PARTIAL	No Preference used	9	63,678,894
	SMALL BUSINESS SET ASIDE - TOTAL	No Preference used	44	17,381,048
FULL AND OPEN COMPETITION AFTER EXCLUSION OF SOURCES Total			104	120,321,913
NON-COMPETITIVE DELIVERY ORDER	NO SET ASIDE USED.	No Preference used	2	-1,885
	SMALL BUSINESS SET ASIDE - TOTAL	No Preference used	1	-107
NON-COMPETITIVE DELIVERY ORDER Total			3	-1,992
NOT AVAILABLE FOR COMPETITION	8(A) SOLE SOURCE	No Preference used	43	9,475,398
	HUBZONE SOLE SOURCE	No Preference used	1	41,000
	NO SET ASIDE USED.	No Preference used	3	-41,000
NOT AVAILABLE FOR COMPETITION Total			47	9,475,398
NOT COMPETED	NO SET ASIDE USED.	No Preference used	30	3,939,073
NOT COMPETED Total			30	3,939,073
NOT COMPETED UNDER SAP	8(A) SOLE SOURCE	No Preference used	1	533,088
	NO SET ASIDE USED.	No Preference used	31	6,779,230
	Not Selected	No Preference used	1	106,114
NOT COMPETED UNDER SAP Total			33	7,418,432
Not Selected	Not Selected	OTHER	26	0
Not Selected Total			26	0
Grand Total			509	218,742,716

FUNDING DEPARTMENT NAME		AGRICULTURE DEPARTMENT OF		Values	
EXTENT_COMPETED_DESCRIPTION	TYPE_OF_SET_ASIDE_DESCRIPTION	EVALUATED_PREFERENCE	SOLE_SOURCE_CATEGORY	SB_Action	SB_\$
COMPETED UNDER SAP	8(A) SOLE SOURCE	No Preference used	SOLE SOURCE	1	-1,384
	8A COMPETED	No Preference used	NOT SOLE SOURCE	52	2,968,981
	ECONOMICALLY DISADVANTAGED WOMEN OWNED SMALL BUSINESS	No Preference used	NOT SOLE SOURCE	1	-2,000
	EMERGING SMALL BUSINESS SET ASIDE	No Preference used	NOT SOLE SOURCE	1	-1,760
	HUBZONE SET-ASIDE	No Preference used	NOT SOLE SOURCE	41	2,519,060
	NO SET ASIDE USED.	No Preference used	NOT SOLE SOURCE	9,279	183,287,635
	RESERVED FOR SMALL BUSINESS	No Preference used	NOT SOLE SOURCE	1	-248
	SERVICE DISABLED VETERAN OWNED SMALL BUSINESS SET-ASIDE	No Preference used	NOT SOLE SOURCE	110	2,738,008
	SMALL BUSINESS SET ASIDE - PARTIAL	No Preference used	NOT SOLE SOURCE	44	749,281
	SMALL BUSINESS SET ASIDE - TOTAL	No Preference used	NOT SOLE SOURCE	11,895	197,368,309
	WOMEN OWNED SMALL BUSINESS	No Preference used	NOT SOLE SOURCE	113	3,674,549
	Not Selected	No Preference used	NOT SOLE SOURCE	5,767	149,563,648
COMPETED UNDER SAP Total				27,305	542,864,077
FOLLOW ON TO COMPETED ACTION	NO SET ASIDE USED.	No Preference used	NOT SOLE SOURCE	3	-102,419
FOLLOW ON TO COMPETED ACTION Total				3	-102,419
FULL AND OPEN COMPETITION	8(A) SOLE SOURCE	No Preference used	SOLE SOURCE	34	1,449,555
	8(A) SOLE SOURCE	OTHER	SOLE SOURCE	2	86,184
	8A COMPETED	No Preference used	NOT SOLE SOURCE	12	7,279,423
	HUBZONE SET-ASIDE	No Preference used	NOT SOLE SOURCE	4	577,737
	HUBZONE SOLE SOURCE	No Preference used	SOLE SOURCE	2	0
	NO SET ASIDE USED.	HUBZone Price Evaluation Preference	NOT SOLE SOURCE	5	8,829,380
	NO SET ASIDE USED.	No Preference used	NOT SOLE SOURCE	4,757	1,056,398,905
	SERVICE DISABLED VETERAN OWNED SMALL BUSINESS SET-ASIDE	No Preference used	NOT SOLE SOURCE	37	15,096,763
	SMALL BUSINESS SET ASIDE - PARTIAL	No Preference used	NOT SOLE SOURCE	4	83,072
	SMALL BUSINESS SET ASIDE - TOTAL	No Preference used	NOT SOLE SOURCE	556	43,320,595
	SMALL BUSINESS SET ASIDE - TOTAL	OTHER	NOT SOLE SOURCE	6	4,330,165
	WOMEN OWNED SMALL BUSINESS	No Preference used	NOT SOLE SOURCE	16	724,753
	WOMEN OWNED SMALL BUSINESS SOLE SOURCE	No Preference used	SOLE SOURCE	5	8,841
	Not Selected	No Preference used	NOT SOLE SOURCE	398	45,098,977
	Not Selected	OTHER	NOT SOLE SOURCE	519	44,242,716
FULL AND OPEN COMPETITION Total				6,357	1,227,627,068
FULL AND OPEN COMPETITION AFTER EXCLUSION OF SOURCES	8(A) SOLE SOURCE	No Preference used	SOLE SOURCE	85	11,450,228
	8A COMPETED	No Preference used	NOT SOLE SOURCE	573	131,285,679
	ECONOMICALLY DISADVANTAGED WOMEN OWNED SMALL BUSINESS	No Preference used	NOT SOLE SOURCE	4	48,692
	HUBZONE SET-ASIDE	No Preference used	NOT SOLE SOURCE	400	66,663,708
	NO SET ASIDE USED.	No Preference used	NOT SOLE SOURCE	28	1,051,758
	SERVICE DISABLED VETERAN OWNED SMALL BUSINESS SET-ASIDE	No Preference used	NOT SOLE SOURCE	899	78,337,144
	SMALL BUSINESS SET ASIDE - PARTIAL	No Preference used	NOT SOLE SOURCE	702	416,234,671
	SMALL BUSINESS SET ASIDE - TOTAL	No Preference used	NOT SOLE SOURCE	18,092	1,145,625,964
	WOMEN OWNED SMALL BUSINESS	No Preference used	NOT SOLE SOURCE	127	25,321,640
	WOMEN OWNED SMALL BUSINESS SOLE SOURCE	No Preference used	SOLE SOURCE	15	4,030,327
	Not Selected	No Preference used	NOT SOLE SOURCE	22	235,863
FULL AND OPEN COMPETITION AFTER EXCLUSION OF SOURCES Total				20,947	1,880,285,675
NOT AVAILABLE FOR COMPETITION	8(A) SOLE SOURCE	No Preference used	SOLE SOURCE	1,733	192,184,168
	8(A) SOLE SOURCE	OTHER	SOLE SOURCE	11	4,229,048
	HUBZONE SOLE SOURCE	No Preference used	SOLE SOURCE	22	1,099,391
	NO SET ASIDE USED.	No Preference used	NOT SOLE SOURCE	186	17,166,495
	SDVOSB SOLE SOURCE	No Preference used	SOLE SOURCE	24	368,792
	WOMEN OWNED SMALL BUSINESS	OTHER	NOT SOLE SOURCE	1	0
	WOMEN OWNED SMALL BUSINESS SOLE SOURCE	No Preference used	SOLE SOURCE	43	1,005,259
	ECONOMICALLY DISADVANTAGED WOMEN OWNED SMALL BUSINESS SOLE	No Preference used	SOLE SOURCE	2	211,740
	Not Selected	OTHER	NOT SOLE SOURCE	20	3,941,543
NOT AVAILABLE FOR COMPETITION Total				2,042	220,206,437
NOT COMPETED	NO SET ASIDE USED.	No Preference used	NOT SOLE SOURCE	2,000	52,264,838
NOT COMPETED Total				2,000	52,264,838
NOT COMPETED UNDER SAP	8(A) SOLE SOURCE	No Preference used	SOLE SOURCE	843	49,919,124
	HUBZONE SOLE SOURCE	No Preference used	SOLE SOURCE	21	1,585,489
	NO SET ASIDE USED.	No Preference used	NOT SOLE SOURCE	2,292	29,819,073
	SDVOSB SOLE SOURCE	No Preference used	SOLE SOURCE	12	144,103
	SMALL BUSINESS SET ASIDE - TOTAL	No Preference used	NOT SOLE SOURCE	2	188
	WOMEN OWNED SMALL BUSINESS SOLE SOURCE	No Preference used	SOLE SOURCE	25	2,902,584
	INDIAN ECONOMIC ENTERPRISE	No Preference used	NOT SOLE SOURCE	1	-1,940
	ECONOMICALLY DISADVANTAGED WOMEN OWNED SMALL BUSINESS SOLE	No Preference used	SOLE SOURCE	2	95,609
	Not Selected	No Preference used	NOT SOLE SOURCE	523	1,791,506
NOT COMPETED UNDER SAP Total				3,721	86,255,734
Not Selected	8A COMPETED	No Preference used	NOT SOLE SOURCE	1	-19,137
	NO SET ASIDE USED.	No Preference used	NOT SOLE SOURCE	1	0
	SMALL BUSINESS SET ASIDE - TOTAL	No Preference used	NOT SOLE SOURCE	1	-6,448
	Not Selected	OTHER	NOT SOLE SOURCE	2,913	168,498,625
Not Selected Total				2,916	168,473,040
Grand Total				65,291	4,177,774,451

FUNDING DEPARTMENT NAME		AGRICULTURE, DEPARTMENT OF			
SRDVOB_FLAG		YES			
EXTENT_COMPETED_DESCRIPTION	TYPE_OF_SET_ASIDE_DESCRIPTION	EVALUATED_PREFERENCE	SOLE_SOURCE_CATEGORY	Values	SB_\$
COMPETED UNDER SAP	8A COMPETED	No Preference used	NOT SOLE SOURCE	4	1,839,896
	NO SET ASIDE USED.	No Preference used	NOT SOLE SOURCE	448	14,611,823
	SERVICE DISABLED VETERAN OWNED SMALL BUSINESS SET-ASIDE	No Preference used	NOT SOLE SOURCE	110	2,738,008
	SMALL BUSINESS SET ASIDE - PARTIAL	No Preference used	NOT SOLE SOURCE	3	77,310
	SMALL BUSINESS SET ASIDE - TOTAL	No Preference used	NOT SOLE SOURCE	355	8,319,333
	WOMEN OWNED SMALL BUSINESS	No Preference used	NOT SOLE SOURCE	10	162,664
	Not Selected	No Preference used	NOT SOLE SOURCE	138	2,092,560
COMPETED UNDER SAP Total				1,068	29,841,595
FULL AND OPEN COMPETITION	NO SET ASIDE USED.	HUBZone Price Evaluation Preference	NOT SOLE SOURCE	1	168,800
	NO SET ASIDE USED.	No Preference used	NOT SOLE SOURCE	268	20,671,071
	SERVICE DISABLED VETERAN OWNED SMALL BUSINESS SET-ASIDE	No Preference used	NOT SOLE SOURCE	37	15,096,763
	SMALL BUSINESS SET ASIDE - PARTIAL	No Preference used	NOT SOLE SOURCE	2	29,179
	SMALL BUSINESS SET ASIDE - TOTAL	No Preference used	NOT SOLE SOURCE	22	5,690,512
	Not Selected	No Preference used	NOT SOLE SOURCE	45	5,032,139
FULL AND OPEN COMPETITION Total				375	46,688,465
FULL AND OPEN COMPETITION AFTER EXCLUSION OF SOURCES	8(A) SOLE SOURCE	No Preference used	SOLE SOURCE	3	(163,531)
	8A COMPETED	No Preference used	NOT SOLE SOURCE	17	6,402,586
	HUBZONE SET-ASIDE	No Preference used	NOT SOLE SOURCE	76	3,739,685
	SERVICE DISABLED VETERAN OWNED SMALL BUSINESS SET-ASIDE	No Preference used	NOT SOLE SOURCE	898	78,337,349
	SMALL BUSINESS SET ASIDE - PARTIAL	No Preference used	NOT SOLE SOURCE	15	5,758,804
	SMALL BUSINESS SET ASIDE - TOTAL	No Preference used	NOT SOLE SOURCE	450	39,457,339
FULL AND OPEN COMPETITION AFTER EXCLUSION OF SOURCES Total				1,459	133,532,233
NOT AVAILABLE FOR COMPETITION	8(A) SOLE SOURCE	No Preference used	SOLE SOURCE	191	17,855,661
	HUBZONE SOLE SOURCE	No Preference used	SOLE SOURCE	3	179,354
	NO SET ASIDE USED.	No Preference used	NOT SOLE SOURCE	22	-
	SDVOB SOLE SOURCE	No Preference used	SOLE SOURCE	24	368,792
	WOMEN OWNED SMALL BUSINESS SOLE SOURCE	No Preference used	SOLE SOURCE	9	69,373
NOT AVAILABLE FOR COMPETITION Total				249	18,473,180
NOT COMPETED	NO SET ASIDE USED.	No Preference used	NOT SOLE SOURCE	26	431,736
NOT COMPETED Total				26	431,736
NOT COMPETED UNDER SAP	8(A) SOLE SOURCE	No Preference used	SOLE SOURCE	132	5,614,395
	NO SET ASIDE USED.	No Preference used	NOT SOLE SOURCE	53	365,628
	SDVOB SOLE SOURCE	No Preference used	SOLE SOURCE	12	144,103
NOT COMPETED UNDER SAP Total				197	6,122,127
Not Selected	Not Selected	OTHER	NOT SOLE SOURCE	86	1,931,761
Not Selected Total				86	1,931,761
Grand Total				3,460	237,021,097

FUNDING DEPARTMENT NAME		AGRICULTURE, DEPARTMENT OF		Values	
HubZone_FLAG		YES		SB_Action	SB_\$
EXTENT_COMPETED_DESCRIPTION	TYPE_OF_SET_ASIDE_DESCRIPTION	EVALUATED_PREFERENCE	SOLE_SOURCE_CATEGORY	SB_Action	SB_\$
COMPETED UNDER SAP	8A COMPETED	No Preference used	NOT SOLE SOURCE	7	2,079,358
	EMERGING SMALL BUSINESS SET ASIDE	No Preference used	NOT SOLE SOURCE	1	-1,760
	HUBZONE SET-ASIDE	No Preference used	NOT SOLE SOURCE	41	2,519,060
	NO SET ASIDE USED.	No Preference used	NOT SOLE SOURCE	579	16,685,084
	SERVICE DISABLED VETERAN OWNED SMALL BUSINESS SET-ASIDE	No Preference used	NOT SOLE SOURCE	3	36,037
	SMALL BUSINESS SET ASIDE - TOTAL	No Preference used	NOT SOLE SOURCE	487	17,925,055
	WOMEN OWNED SMALL BUSINESS	No Preference used	NOT SOLE SOURCE	5	1,297,791
	Not Selected	No Preference used	NOT SOLE SOURCE	189	8,959,960
COMPETED UNDER SAP Total				1,312	49,500,585
FULL AND OPEN COMPETITION	8(A) SOLE SOURCE	No Preference used	SOLE SOURCE	8	1,518,139
	8A COMPETED	No Preference used	NOT SOLE SOURCE	3	2,844,796
	HUBZONE SET-ASIDE	No Preference used	NOT SOLE SOURCE	4	577,737
	HUBZONE SOLE SOURCE	No Preference used	SOLE SOURCE	2	0
	NO SET ASIDE USED.	HUBZone Price Evaluation Preference	NOT SOLE SOURCE	5	8,829,380
	NO SET ASIDE USED.	No Preference used	NOT SOLE SOURCE	215	37,833,504
	SMALL BUSINESS SET ASIDE - TOTAL	No Preference used	NOT SOLE SOURCE	4	59,463
	Not Selected	No Preference used	NOT SOLE SOURCE	17	1,582,593
	Not Selected	OTHER	NOT SOLE SOURCE	5	151,227
FULL AND OPEN COMPETITION Total				263	53,396,840
FULL AND OPEN COMPETITION AFTER EXCLUSION OF SOURCES	8(A) SOLE SOURCE	No Preference used	SOLE SOURCE	11	995,500
	8A COMPETED	No Preference used	NOT SOLE SOURCE	83	2,651,241
	ECONOMICALLY DISADVANTAGED WOMEN OWNED SMALL BUSINESS	No Preference used	NOT SOLE SOURCE	2	50,711
	HUBZONE SET-ASIDE	No Preference used	NOT SOLE SOURCE	392	62,133,666
	SERVICE DISABLED VETERAN OWNED SMALL BUSINESS	No Preference used	NOT SOLE SOURCE	17	5,598,342
	SMALL BUSINESS SET ASIDE - PARTIAL	No Preference used	NOT SOLE SOURCE	49	30,206,396
	SMALL BUSINESS SET ASIDE - TOTAL	No Preference used	NOT SOLE SOURCE	937	83,263,993
	WOMEN OWNED SMALL BUSINESS	No Preference used	NOT SOLE SOURCE	45	15,499,735
	Not Selected	No Preference used	NOT SOLE SOURCE	14	235,863
FULL AND OPEN COMPETITION AFTER EXCLUSION OF SOURCES Total				1,550	200,035,447
NOT AVAILABLE FOR COMPETITION	8(A) SOLE SOURCE	No Preference used	SOLE SOURCE	414	53,771,074
	HUBZONE SOLE SOURCE	No Preference used	SOLE SOURCE	22	1,099,391
	NO SET ASIDE USED.	No Preference used	NOT SOLE SOURCE	14	1,682,303
	SDVOSB SOLE SOURCE	No Preference used	SOLE SOURCE	1	0
	Not Selected	OTHER	NOT SOLE SOURCE	1	0
NOT AVAILABLE FOR COMPETITION Total				452	56,552,768
NOT COMPETED	NO SET ASIDE USED.	No Preference used	NOT SOLE SOURCE	29	387,585
NOT COMPETED Total				29	387,585
NOT COMPETED UNDER SAP	8(A) SOLE SOURCE	No Preference used	SOLE SOURCE	179	11,870,101
	HUBZONE SOLE SOURCE	No Preference used	SOLE SOURCE	21	1,585,489
	NO SET ASIDE USED.	No Preference used	NOT SOLE SOURCE	39	2,127,658
	SDVOSB SOLE SOURCE	No Preference used	SOLE SOURCE	4	45,360
	WOMEN OWNED SMALL BUSINESS SOLE SOURCE	No Preference used	SOLE SOURCE	3	208,718
	Not Selected	No Preference used	NOT SOLE SOURCE	15	67,658
NOT COMPETED UNDER SAP Total				261	15,904,984
Not Selected	Not Selected	OTHER	NOT SOLE SOURCE	108	143,952
Not Selected Total				108	143,952
Grand Total				3,975	375,922,160

Department: AGRICULTURE, DEPARTMENT OF
 Socio-Economic Category: SDB

FUNDING DEPARTMENT NAME		AGRICULTURE, DEPARTMENT OF		Values	
SDB		YES		SB_Action	SB_\$
EXTENT_COMPETED_DESCRIPTION	TYPE_OF_SET_ASIDE_DESCRIPTION	EVALUATED_PREFERENCE	SOLE_SOURCE_CATEGORY	SB_Action	SB_\$
COMPETED UNDER SAP	8(A) SOLE SOURCE	No Preference used	SOLE SOURCE	1	-1,384
	8A COMPETED	No Preference used	NOT SOLE SOURCE	52	2,968,981
	ECONOMICALLY DISADVANTAGED WOMEN OWNED SMALL BUSINESS	No Preference used	NOT SOLE SOURCE	1	-2,000
	HUBZONE SET-ASIDE	No Preference used	NOT SOLE SOURCE	19	913,962
	NO SET ASIDE USED.	No Preference used	NOT SOLE SOURCE	2,185	37,669,298
	SERVICE DISABLED VETERAN OWNED SMALL BUSINESS SET-ASIDE	No Preference used	NOT SOLE SOURCE	69	2,310,554
	SMALL BUSINESS SET ASIDE - PARTIAL	No Preference used	NOT SOLE SOURCE	12	314,835
	SMALL BUSINESS SET ASIDE - TOTAL	No Preference used	NOT SOLE SOURCE	2,926	52,719,292
	WOMEN OWNED SMALL BUSINESS	No Preference used	NOT SOLE SOURCE	39	2,028,086
	Not Selected	No Preference used	NOT SOLE SOURCE	1,242	44,444,822
COMPETED UNDER SAP Total				6,546	143,366,445
FULL AND OPEN COMPETITION	8(A) SOLE SOURCE	No Preference used	SOLE SOURCE	34	1,449,555
	8A COMPETED	No Preference used	NOT SOLE SOURCE	12	7,279,423
	HUBZONE SET-ASIDE	No Preference used	NOT SOLE SOURCE	4	577,737
	HUBZONE SOLE SOURCE	No Preference used	SOLE SOURCE	2	0
	NO SET ASIDE USED.	No Preference used	NOT SOLE SOURCE	1,000	156,877,424
	SERVICE DISABLED VETERAN OWNED SMALL BUSINESS SET-ASIDE	No Preference used	NOT SOLE SOURCE	30	10,855,488
	SMALL BUSINESS SET ASIDE - PARTIAL	No Preference used	NOT SOLE SOURCE	1	600
	SMALL BUSINESS SET ASIDE - TOTAL	No Preference used	NOT SOLE SOURCE	296	29,834,488
	SMALL BUSINESS SET ASIDE - TOTAL	OTHER	NOT SOLE SOURCE	1	52,405
	WOMEN OWNED SMALL BUSINESS	No Preference used	NOT SOLE SOURCE	2	3,635
	WOMEN OWNED SMALL BUSINESS SOLE SOURCE	No Preference used	SOLE SOURCE	1	0
	Not Selected	No Preference used	NOT SOLE SOURCE	156	19,699,918
	Not Selected	OTHER	NOT SOLE SOURCE	19	604,662
FULL AND OPEN COMPETITION Total				1,558	227,235,336
FULL AND OPEN COMPETITION AFTER EXCLUSION OF SOURCES	8(A) SOLE SOURCE	No Preference used	SOLE SOURCE	85	11,450,228
	8A COMPETED	No Preference used	NOT SOLE SOURCE	573	131,285,679
	HUBZONE SET-ASIDE	No Preference used	NOT SOLE SOURCE	186	13,961,179
	NO SET ASIDE USED.	No Preference used	NOT SOLE SOURCE	16	571,200
	SERVICE DISABLED VETERAN OWNED SMALL BUSINESS SET-ASIDE	No Preference used	NOT SOLE SOURCE	304	46,807,826
	SMALL BUSINESS SET ASIDE - PARTIAL	No Preference used	NOT SOLE SOURCE	200	50,087,801
	SMALL BUSINESS SET ASIDE - TOTAL	No Preference used	NOT SOLE SOURCE	2,701	205,584,523
	WOMEN OWNED SMALL BUSINESS	No Preference used	NOT SOLE SOURCE	83	19,671,713
	WOMEN OWNED SMALL BUSINESS SOLE SOURCE	No Preference used	SOLE SOURCE	14	2,940,984
	Not Selected	No Preference used	NOT SOLE SOURCE	6	218,363
FULL AND OPEN COMPETITION AFTER EXCLUSION OF SOURCES Total				4,168	482,579,497
NOT AVAILABLE FOR COMPETITION	8(A) SOLE SOURCE	No Preference used	SOLE SOURCE	1,732	192,184,168
	8(A) SOLE SOURCE	OTHER	SOLE SOURCE	11	4,229,048
	HUBZONE SOLE SOURCE	No Preference used	SOLE SOURCE	8	216,455
	NO SET ASIDE USED.	No Preference used	NOT SOLE SOURCE	123	14,101,091
	SDVOSB SOLE SOURCE	No Preference used	SOLE SOURCE	12	172,422
	WOMEN OWNED SMALL BUSINESS	OTHER	NOT SOLE SOURCE	1	0
	WOMEN OWNED SMALL BUSINESS SOLE SOURCE	No Preference used	SOLE SOURCE	19	494,750
	ECONOMICALLY DISADVANTAGED WOMEN OWNED SMALL BUSINESS SOLE SOURCE	No Preference used	SOLE SOURCE	2	211,740
	Not Selected	OTHER	NOT SOLE SOURCE	20	3,941,543
NOT AVAILABLE FOR COMPETITION Total				1,928	215,551,217
NOT COMPETED	NO SET ASIDE USED.	No Preference used	NOT SOLE SOURCE	435	12,971,234
NOT COMPETED Total				435	12,971,234
NOT COMPETED UNDER SAP	8(A) SOLE SOURCE	No Preference used	SOLE SOURCE	843	49,919,124
	HUBZONE SOLE SOURCE	No Preference used	SOLE SOURCE	10	771,914
	NO SET ASIDE USED.	No Preference used	NOT SOLE SOURCE	580	13,551,450
	SDVOSB SOLE SOURCE	No Preference used	SOLE SOURCE	1	8,560
	WOMEN OWNED SMALL BUSINESS SOLE SOURCE	No Preference used	SOLE SOURCE	17	2,556,735
	ECONOMICALLY DISADVANTAGED WOMEN OWNED SMALL BUSINESS SOLE SOURCE	No Preference used	SOLE SOURCE	2	95,609
	Not Selected	No Preference used	NOT SOLE SOURCE	255	356,542
NOT COMPETED UNDER SAP Total				1,708	67,259,932
Not Selected	8A COMPETED	No Preference used	NOT SOLE SOURCE	1	-19,137
	Not Selected	OTHER	NOT SOLE SOURCE	686	3,665,622
Not Selected Total				687	3,646,485
Grand Total				17,030	1,152,610,146

Department: AGRICULTURE, DEPARTMENT OF
 Socio-Economic Category: INDIAN_TRIBE

FUNDING_DEPARTMENT_NAME	AGRICULTURE, DEPARTMENT OF
INDIAN_TRIBE	YES

EXTENT_COMPETED_DESCRIPTION	TYPE_OF_SET_ASIDE_DESCRIPTION	EVALUATED_PREFERENCE	SOLE_SOURCE_CATEGORY	Values	
				SB_Action	SB_\$
COMPETED UNDER SAP	NO SET ASIDE USED.	No Preference used	NOT SOLE SOURCE	38	1,054,455
	SMALL BUSINESS SET ASIDE - TOTAL	No Preference used	NOT SOLE SOURCE	36	699,387
	Not Selected	No Preference used	NOT SOLE SOURCE	17	96,696
COMPETED UNDER SAP Total				91	1,850,539
FULL AND OPEN COMPETITION	NO SET ASIDE USED.	No Preference used	NOT SOLE SOURCE	1	9,003
	SMALL BUSINESS SET ASIDE - TOTAL	No Preference used	NOT SOLE SOURCE	1	5,460
FULL AND OPEN COMPETITION Total				2	14,463
FULL AND OPEN COMPETITION AFTER EXCLUSION OF SOURCES	8A COMPETED	No Preference used	NOT SOLE SOURCE	3	42,656
	SMALL BUSINESS SET ASIDE - TOTAL	No Preference used	NOT SOLE SOURCE	8	202,931
FULL AND OPEN COMPETITION AFTER EXCLUSION OF SOURCES Total				11	245,588
NOT AVAILABLE FOR COMPETITION	8(A) SOLE SOURCE	No Preference used	SOLE SOURCE	59	12,391,062
	NO SET ASIDE USED.	No Preference used	NOT SOLE SOURCE	1	0
NOT AVAILABLE FOR COMPETITION Total				60	12,391,062
NOT COMPETED	NO SET ASIDE USED.	No Preference used	NOT SOLE SOURCE	4	57,309
NOT COMPETED Total				4	57,309
NOT COMPETED UNDER SAP	8(A) SOLE SOURCE	No Preference used	SOLE SOURCE	16	788,892
	NO SET ASIDE USED.	No Preference used	NOT SOLE SOURCE	4	1,040,576
NOT COMPETED UNDER SAP Total				20	1,829,468
Not Selected	Not Selected	OTHER	NOT SOLE SOURCE	11	0
Not Selected Total				11	0
Grand Total				199	16,388,428

Department: AGRICULTURE, DEPARTMENT OF
 Socio-Economic Category: NATIVE_HAWAIIAN_ORGANIZATION

FUNDING_DEPARTMENT_NAME	AGRICULTURE, DEPARTMENT OF
NATIVE_HAWAIIAN_ORGANIZATION	YES

EXTENT_COMPETED_DESCRIPTION	TYPE_OF_SET_ASIDE_DESCRIPTION	EVALUATED_PREFERENCE	SOLE_SOURCE_CATEGORY	Values	
				SB_Action	SB_ \$
COMPETED UNDER SAP	NO SET ASIDE USED.	No Preference used	NOT SOLE SOURCE	22	526,242
	SMALL BUSINESS SET ASIDE - TOTAL	No Preference used	NOT SOLE SOURCE	19	95,495
COMPETED UNDER SAP Total				41	621,736
NOT AVAILABLE FOR COMPETITION	8(A) SOLE SOURCE	No Preference used	SOLE SOURCE	11	1,760,414
NOT AVAILABLE FOR COMPETITION Total				11	1,760,414
NOT COMPETED	NO SET ASIDE USED.	No Preference used	NOT SOLE SOURCE	1	22,854
NOT COMPETED Total				1	22,854
NOT COMPETED UNDER SAP	8(A) SOLE SOURCE	No Preference used	SOLE SOURCE	7	140,255
	NO SET ASIDE USED.	No Preference used	NOT SOLE SOURCE	1	9,292
NOT COMPETED UNDER SAP Total				8	149,547
Grand Total				61	2,554,551

Department: AGRICULTURE, DEPARTMENT OF
 Socio-Economic Category: ALASKAN_NATIVE_CORPORATION

FUNDING DEPARTMENT NAME		AGRICULTURE, DEPARTMENT OF			
ALASKAN_NATIVE_CORPORATION		YES			
EXTENT_COMPETED_DESCRIPTION	TYPE_OF_SET_ASIDE_DESCRIPTION	EVALUATED_PREFERENCE	SOLE_SOURCE_CATEGORY	Values	
				SB_Action	SB_\$
COMPETED UNDER SAP	8A COMPLETED	No Preference used	NOT SOLE SOURCE	1	33,075
	NO SET ASIDE USED.	No Preference used	NOT SOLE SOURCE	9	142,644
	SMALL BUSINESS SET ASIDE - TOTAL	No Preference used	NOT SOLE SOURCE	17	1,338,332
	Not Selected	No Preference used	NOT SOLE SOURCE	6	277,284
COMPETED UNDER SAP Total				33	1,791,334
FULL AND OPEN COMPETITION	8(A) SOLE SOURCE	No Preference used	SOLE SOURCE	1	36,896
	NO SET ASIDE USED.	No Preference used	NOT SOLE SOURCE	6	717,373
	SMALL BUSINESS SET ASIDE - TOTAL	No Preference used	NOT SOLE SOURCE	2	178,869
FULL AND OPEN COMPETITION Total				9	933,138
FULL AND OPEN COMPETITION AFTER EXCLUSION OF SOURCES	8(A) SOLE SOURCE	No Preference used	SOLE SOURCE	4	447,236
	8A COMPLETED	No Preference used	NOT SOLE SOURCE	52	16,553,777
	SMALL BUSINESS SET ASIDE - TOTAL	No Preference used	NOT SOLE SOURCE	102	13,021,296
FULL AND OPEN COMPETITION AFTER EXCLUSION OF SOURCES Total				158	30,022,309
NOT AVAILABLE FOR COMPETITION	8(A) SOLE SOURCE	No Preference used	SOLE SOURCE	136	34,208,729
	NO SET ASIDE USED.	No Preference used	NOT SOLE SOURCE	6	296,246
NOT AVAILABLE FOR COMPETITION Total				142	34,504,975
NOT COMPETED	NO SET ASIDE USED.	No Preference used	NOT SOLE SOURCE	3	732,720
NOT COMPETED Total				3	732,720
NOT COMPETED UNDER SAP	8(A) SOLE SOURCE	No Preference used	SOLE SOURCE	49	3,877,032
	NO SET ASIDE USED.	No Preference used	NOT SOLE SOURCE	3	80,144
NOT COMPETED UNDER SAP Total				52	3,957,176
Not Selected	Not Selected	OTHER	NOT SOLE SOURCE	3	0
Not Selected Total				3	0
Grand Total				400	71,941,653

FUNDING DEPARTMENT NAME	AGRICULTURE, DEPARTMENT OF
WOSB EDWOSB	YES

EXTENT_COMPETED_DESCRIPTION	TYPE_OF_SET_ASIDE_DESCRIPTION	EVALUATED_PREFERENCE	Values	
			SB_Action	SB_\$
COMPETED UNDER SAP	8(A) SOLE SOURCE	No Preference used	1	-1,384
	8A COMPETED	No Preference used	10	63,644
	ECONOMICALLY DISADVANTAGED WOMEN OWNED SMALL BUSINESS	No Preference used	1	-2,000
	HUBZONE SET-ASIDE	No Preference used	10	698,463
	NO SET ASIDE USED.	No Preference used	1,749	31,165,442
	RESERVED FOR SMALL BUSINESS	No Preference used	1	-248
	SERVICE DISABLED VETERAN OWNED SMALL BUSINESS SET-ASIDE	No Preference used	4	87,054
	SMALL BUSINESS SET ASIDE - PARTIAL	No Preference used	15	226,560
	SMALL BUSINESS SET ASIDE - TOTAL	No Preference used	2,438	38,195,646
	WOMEN OWNED SMALL BUSINESS	No Preference used	113	3,674,549
	Not Selected	No Preference used	755	14,654,353
COMPETED UNDER SAP Total			5,097	88,762,079
FOLLOW ON TO COMPETED ACTION	NO SET ASIDE USED.	No Preference used	3	-102,419
FOLLOW ON TO COMPETED ACTION Total			3	-102,419
FULL AND OPEN COMPETITION	8(A) SOLE SOURCE	No Preference used	11	580,069
	8A COMPETED	No Preference used	5	2,939,650
	HUBZONE SET-ASIDE	No Preference used	3	565,406
	NO SET ASIDE USED.	No Preference used	1,059	122,249,198
	SMALL BUSINESS SET ASIDE - PARTIAL	No Preference used	2	53,893
	SMALL BUSINESS SET ASIDE - TOTAL	No Preference used	403	22,471,293
	WOMEN OWNED SMALL BUSINESS	No Preference used	16	724,753
	WOMEN OWNED SMALL BUSINESS SOLE SOURCE	No Preference used	5	8,841
	Not Selected	No Preference used	117	11,239,086
	Not Selected	OTHER	75	1,288,162
FULL AND OPEN COMPETITION Total			1,696	162,120,350
FULL AND OPEN COMPETITION AFTER EXCLUSION OF SOURCES	8(A) SOLE SOURCE	No Preference used	32	4,866,862
	8A COMPETED	No Preference used	129	31,778,573
	ECONOMICALLY DISADVANTAGED WOMEN OWNED SMALL BUSINESS	No Preference used	2	-2,019
	HUBZONE SET-ASIDE	No Preference used	107	23,266,044
	NO SET ASIDE USED.	No Preference used	14	680,145
	SERVICE DISABLED VETERAN OWNED SMALL BUSINESS SET-ASIDE	No Preference used	91	895,377
	SMALL BUSINESS SET ASIDE - PARTIAL	No Preference used	45	7,446,708
	SMALL BUSINESS SET ASIDE - TOTAL	No Preference used	3,956	230,722,880
	WOMEN OWNED SMALL BUSINESS	No Preference used	127	25,321,640
	WOMEN OWNED SMALL BUSINESS SOLE SOURCE	No Preference used	15	4,030,327
	Not Selected	No Preference used	14	218,363
FULL AND OPEN COMPETITION AFTER EXCLUSION OF SOURCES Total			4,532	329,224,901
NOT AVAILABLE FOR COMPETITION	8(A) SOLE SOURCE	No Preference used	571	36,450,155
	HUBZONE SOLE SOURCE	No Preference used	4	470
	NO SET ASIDE USED.	No Preference used	56	1,934,233
	WOMEN OWNED SMALL BUSINESS	OTHER	1	0
	WOMEN OWNED SMALL BUSINESS SOLE SOURCE	No Preference used	43	1,005,259
	ECONOMICALLY DISADVANTAGED WOMEN OWNED SMALL BUSINESS SOLE SOURCE	No Preference used	2	211,740
	Not Selected	OTHER	18	3,941,543
NOT AVAILABLE FOR COMPETITION Total			695	43,543,401
NOT COMPETED	NO SET ASIDE USED.	No Preference used	366	10,165,431
NOT COMPETED Total			366	10,165,431
NOT COMPETED UNDER SAP	8(A) SOLE SOURCE	No Preference used	272	19,653,252
	HUBZONE SOLE SOURCE	No Preference used	11	813,575
	NO SET ASIDE USED.	No Preference used	410	5,749,201
	SMALL BUSINESS SET ASIDE - TOTAL	No Preference used	1	-188
	WOMEN OWNED SMALL BUSINESS SOLE SOURCE	No Preference used	25	2,902,584
	ECONOMICALLY DISADVANTAGED WOMEN OWNED SMALL BUSINESS SOLE SOURCE	No Preference used	2	95,609
	Not Selected	No Preference used	21	203,317
NOT COMPETED UNDER SAP Total			742	29,417,350
Not Selected	SMALL BUSINESS SET ASIDE - TOTAL	No Preference used	1	-6,448
	Not Selected	OTHER	497	27,264,096
Not Selected Total			498	27,257,648

EXTENT_COMPETED_DESCRIPTION	TYPE_OF_SET_ASIDE_DESCRIPTION	EVALUATED_PREFERENCE	SB_Action	SB_\$
Grand Total			13,629	690,388,740

FUNDING DEPARTMENT NAME		VETERANS AFFAIRS, DEPARTMENT OF		Values	
EXTENT_COMPETED_DESCRIPTION	TYPE_OF_SET_ASIDE_DESCRIPTION	EVALUATED_PREFERENCE	SOLE_SOURCE_CATEGORY	SB_Action	SB_S
COMPETED UNDER SAP	BA COMPLETED	No Preference used	NOT SOLE SOURCE	4	362,583
	ECONOMICALLY DISADVANTAGED WOMEN OWNED SMALL BUSINESS	No Preference used	NOT SOLE SOURCE	1	12,600
	NO SET ASIDE USED.	No Preference used	NOT SOLE SOURCE	10,583	168,816,602
	SDVOBS SOLE SOURCE	No Preference used	SOLE SOURCE	2	96,642
	SERVICE DISABLED VETERAN OWNED SMALL BUSINESS SET-ASIDE	No Preference used	NOT SOLE SOURCE	8,300	502,294,797
	SMALL BUSINESS SET ASIDE - PARTIAL	No Preference used	NOT SOLE SOURCE	47	744,939
	SMALL BUSINESS SET ASIDE - TOTAL	No Preference used	NOT SOLE SOURCE	4,728	163,567,337
	VETERAN SET ASIDE	No Preference used	NOT SOLE SOURCE	669	41,350,048
	WOMEN OWNED SMALL BUSINESS	No Preference used	NOT SOLE SOURCE	50	2,913,511
	Not Selected	No Preference used	NOT SOLE SOURCE	1,908	12,968,296
COMPETED UNDER SAP Total				26,292	893,127,356
COMPETITIVE DELIVERY ORDER	NO SET ASIDE USED.	No Preference used	NOT SOLE SOURCE	1	7,933
COMPETITIVE DELIVERY ORDER Total				1	7,933
FULL AND OPEN COMPETITION	8(A) SOLE SOURCE	OTHER	SOLE SOURCE	1	-3,507
	BA COMPLETED	No Preference used	NOT SOLE SOURCE	1	551,546
	ECONOMICALLY DISADVANTAGED WOMEN OWNED SMALL BUSINESS	No Preference used	NOT SOLE SOURCE	1	618,889
	HURZONE SET-ASIDE	No Preference used	NOT SOLE SOURCE	1	10,816
	HURZONE SOLE SOURCE	No Preference used	SOLE SOURCE	1	5,818
	NO SET ASIDE USED.	No Preference used	NOT SOLE SOURCE	134,622	1,334,752,326
	SDVOBS SOLE SOURCE	No Preference used	SOLE SOURCE	200	22,994,746
	SERVICE DISABLED VETERAN OWNED SMALL BUSINESS SET-ASIDE	No Preference used	NOT SOLE SOURCE	2,463	854,020,513
	SERVICE DISABLED VETERAN OWNED SMALL BUSINESS SET-ASIDE	OTHER	NOT SOLE SOURCE	9	333,338
	SMALL BUSINESS SET ASIDE - PARTIAL	No Preference used	NOT SOLE SOURCE	9	1,433,477
	SMALL BUSINESS SET ASIDE - TOTAL	No Preference used	NOT SOLE SOURCE	1,993	108,948,653
	SMALL BUSINESS SET ASIDE - TOTAL	OTHER	NOT SOLE SOURCE	73	1,522,287
	WOMEN OWNED SMALL BUSINESS	No Preference used	NOT SOLE SOURCE	21	270,400
	WOMEN OWNED SMALL BUSINESS SOLE SOURCE	No Preference used	SOLE SOURCE	24	4,137,094
	ECONOMICALLY DISADVANTAGED WOMEN OWNED SMALL BUSINESS SOLE	No Preference used	SOLE SOURCE	2	179,275
	Not Selected	No Preference used	NOT SOLE SOURCE	4,174	321,354,108
	Not Selected	OTHER	NOT SOLE SOURCE	228	16,430,749
FULL AND OPEN COMPETITION Total				143,821	2,667,650,628
FULL AND OPEN COMPETITION AFTER EXCLUSION OF SOURCES	BA COMPLETED	No Preference used	NOT SOLE SOURCE	15	1,435,132
	EMERGING SMALL BUSINESS SET ASIDE	No Preference used	NOT SOLE SOURCE	3	-17,809
	HURZONE SET-ASIDE	No Preference used	NOT SOLE SOURCE	44	11,128,079
	NO SET ASIDE USED.	No Preference used	NOT SOLE SOURCE	1,289	66,518,373
	SDVOBS SOLE SOURCE	No Preference used	SOLE SOURCE	71	14,615,543
	SERVICE DISABLED VETERAN OWNED SMALL BUSINESS SET-ASIDE	No Preference used	NOT SOLE SOURCE	23,307	3,008,099,458
	SMALL BUSINESS SET ASIDE - PARTIAL	No Preference used	NOT SOLE SOURCE	1,555	25,148,578
	SMALL BUSINESS SET ASIDE - TOTAL	No Preference used	NOT SOLE SOURCE	47,811	652,098,898
	VETERAN SET ASIDE	No Preference used	NOT SOLE SOURCE	554	133,555,652
	WOMEN OWNED SMALL BUSINESS	No Preference used	NOT SOLE SOURCE	36	311,764
	Not Selected	No Preference used	NOT SOLE SOURCE	146	2,952,284
FULL AND OPEN COMPETITION AFTER EXCLUSION OF SOURCES Total				74,831	3,915,845,871
NOT AVAILABLE FOR COMPETITION	8(A) SOLE SOURCE	No Preference used	SOLE SOURCE	79	11,771,814
	8(A) SOLE SOURCE	OTHER	SOLE SOURCE	4	-89,991
	NO SET ASIDE USED.	No Preference used	NOT SOLE SOURCE	6,680	81,564,186
	SDVOBS SOLE SOURCE	No Preference used	SOLE SOURCE	360	49,339,374
	VETERAN SOLE SOURCE	No Preference used	SOLE SOURCE	48	5,251,049
	WOMEN OWNED SMALL BUSINESS SOLE SOURCE	No Preference used	SOLE SOURCE	6	337,455
	Not Selected	No Preference used	NOT SOLE SOURCE	284	980,896
NOT AVAILABLE FOR COMPETITION Total				7,461	149,145,784
NOT COMPETED	NO SET ASIDE USED.	No Preference used	NOT SOLE SOURCE	18,074	418,153,381
	SDVOBS SOLE SOURCE	No Preference used	SOLE SOURCE	5	18,316
	WOMEN OWNED SMALL BUSINESS SOLE SOURCE	No Preference used	SOLE SOURCE	3	6,961
	Not Selected	No Preference used	NOT SOLE SOURCE	17	541,848
NOT COMPETED Total				18,099	418,720,506
NOT COMPETED UNDER SAP	8(A) SOLE SOURCE	No Preference used	SOLE SOURCE	30	1,845,555
	HURZONE SOLE SOURCE	No Preference used	SOLE SOURCE	1	30,000
	NO SET ASIDE USED.	No Preference used	NOT SOLE SOURCE	12,315	180,883,180
	SDVOBS SOLE SOURCE	No Preference used	SOLE SOURCE	539	39,896,103
	VETERAN SOLE SOURCE	No Preference used	SOLE SOURCE	32	2,138,348
	WOMEN OWNED SMALL BUSINESS SOLE SOURCE	No Preference used	SOLE SOURCE	12	693,773
	Not Selected	No Preference used	NOT SOLE SOURCE	351	14,958,978
NOT COMPETED UNDER SAP Total				13,280	240,446,937
Not Selected	NO SET ASIDE USED.	No Preference used	NOT SOLE SOURCE	1	5,532
	SMALL BUSINESS SET ASIDE - TOTAL	No Preference used	NOT SOLE SOURCE	2	-7,300
	Not Selected	OTHER	NOT SOLE SOURCE	924	0
Not Selected Total				927	-1,768
Grand Total				284,712	8,284,852,248

FUNDING DEPARTMENT NAME SRDVOB_FLAG		VETERANS AFFAIRS, DEPARTMENT OF		Values	
EXTENT_COMPETED_DESCRIPTION	TYPE_OF_SET_ASIDE_DESCRIPTION	EVALUATED_PREFERENCE	SOLE_SOURCE_CATEGORY	SB_Action	SB_\$
COMPETED UNDER SAP	8A COMPLETED	No Preference used	NOT SOLE SOURCE	3	62,583
	NO SET ASIDE USED.	No Preference used	NOT SOLE SOURCE	1,677	66,601,494
	SDVO SB SOLE SOURCE	No Preference used	SOLE SOURCE	2	96,642
	SERVICE DISABLED VETERAN OWNED SMALL BUSINESS SET-ASIDE	No Preference used	NOT SOLE SOURCE	8,300	502,294,797
	SMALL BUSINESS SET ASIDE - PARTIAL	No Preference used	NOT SOLE SOURCE	10	218,585
	SMALL BUSINESS SET ASIDE - TOTAL	No Preference used	NOT SOLE SOURCE	585	33,414,842
	VETERAN SET ASIDE	No Preference used	NOT SOLE SOURCE	334	22,175,306
	WOMEN OWNED SMALL BUSINESS	No Preference used	NOT SOLE SOURCE	4	47,996
	Not Selected	No Preference used	NOT SOLE SOURCE	48	7,785,579
COMPETED UNDER SAP Total				10,963	632,697,823
COMPETITIVE DELIVERY ORDER	NO SET ASIDE USED.	No Preference used	NOT SOLE SOURCE	1	7,933
COMPETITIVE DELIVERY ORDER Total				1	7,933
FULL AND OPEN COMPETITION	NO SET ASIDE USED.	No Preference used	NOT SOLE SOURCE	8,210	543,984,561
	SDVO SB SOLE SOURCE	No Preference used	SOLE SOURCE	200	22,994,746
	SERVICE DISABLED VETERAN OWNED SMALL BUSINESS SET-ASIDE	No Preference used	NOT SOLE SOURCE	2,459	855,057,055
	SERVICE DISABLED VETERAN OWNED SB SET-ASIDE	OTHER	NOT SOLE SOURCE	9	333,338
	SMALL BUSINESS SET ASIDE - PARTIAL	No Preference used	NOT SOLE SOURCE	3	636,871
	SMALL BUSINESS SET ASIDE - TOTAL	No Preference used	NOT SOLE SOURCE	430	22,659,531
	SMALL BUSINESS SET ASIDE - TOTAL	OTHER	NOT SOLE SOURCE	6	290,012
	WOMEN OWNED SMALL BUSINESS	No Preference used	NOT SOLE SOURCE	1	21,537
	Not Selected	No Preference used	NOT SOLE SOURCE	470	85,084,456
	Not Selected	OTHER	NOT SOLE SOURCE	5	134,887
FULL AND OPEN COMPETITION Total				11,793	1,531,196,994
FULL AND OPEN COMPETITION AFTER EXCLUSION OF SOURCES	8A COMPLETED	No Preference used	NOT SOLE SOURCE	9	713,303
	HUBZONE SET-ASIDE	No Preference used	NOT SOLE SOURCE	25	7,317,970
	NO SET ASIDE USED.	No Preference used	NOT SOLE SOURCE	93	5,075,510
	SDVO SB SOLE SOURCE	No Preference used	SOLE SOURCE	71	14,615,543
	SERVICE DISABLED VETERAN OWNED SB SET-ASIDE	No Preference used	NOT SOLE SOURCE	23,305	3,007,713,450
	SMALL BUSINESS SET ASIDE - PARTIAL	No Preference used	NOT SOLE SOURCE	81	2,316,248
	SMALL BUSINESS SET ASIDE - TOTAL	No Preference used	NOT SOLE SOURCE	1,852	128,636,635
	VETERAN SET ASIDE	No Preference used	NOT SOLE SOURCE	372	89,103,077
	Not Selected	No Preference used	NOT SOLE SOURCE	31	1,549,663
FULL AND OPEN COMPETITION AFTER EXCLUSION OF SOURCES Total				25,839	3,257,041,398
NOT AVAILABLE FOR COMPETITION	8(A) SOLE SOURCE	No Preference used	SOLE SOURCE	39	5,113,697
	NO SET ASIDE USED.	No Preference used	NOT SOLE SOURCE	843	30,255,530
	SDVO SB SOLE SOURCE	No Preference used	SOLE SOURCE	360	49,339,374
	VETERAN SOLE SOURCE	No Preference used	SOLE SOURCE	29	5,032,147
NOT AVAILABLE FOR COMPETITION Total				1,271	89,740,749
NOT COMPETED	NO SET ASIDE USED.	No Preference used	NOT SOLE SOURCE	2,990	142,301,342
	SDVO SB SOLE SOURCE	No Preference used	SOLE SOURCE	4	18,316
	Not Selected	No Preference used	NOT SOLE SOURCE	2	500,000
NOT COMPETED Total				2,996	142,819,658
NOT COMPETED UNDER SAP	8(A) SOLE SOURCE	No Preference used	SOLE SOURCE	11	1,066,063
	NO SET ASIDE USED.	No Preference used	NOT SOLE SOURCE	3,418	69,377,295
	SDVO SB SOLE SOURCE	No Preference used	SOLE SOURCE	539	39,896,103
	VETERAN SOLE SOURCE	No Preference used	SOLE SOURCE	3	330,339
	Not Selected	No Preference used	NOT SOLE SOURCE	22	5,068,297
NOT COMPETED UNDER SAP Total				3,993	115,738,097
Not Selected	Not Selected	OTHER	NOT SOLE SOURCE	140	-
Not Selected Total				140	-
Grand Total				56,996	5,769,242,653

FUNDING DEPARTMENT NAME		VETERANS AFFAIRS, DEPARTMENT OF			
HubZone_FLAG		YES			
EXTENT_COMPETED_DESCRIPTION	TYPE_OF_SET_ASIDE_DESCRIPTION	EVALUATED_PREFERENCE	SOLE_SOURCE_CATEGORY	Values	
				SB_Action	SB_\$
COMPETED UNDER SAP	8A COMPETED	No Preference used	NOT SOLE SOURCE	2	300,000
	NO SET ASIDE USED.	No Preference used	NOT SOLE SOURCE	162	8,423,780
	SDVO SB SOLE SOURCE	No Preference used	SOLE SOURCE	1	15,975
	SERVICE DISABLED VETERAN OWNED SMALL BUSINESS SET-ASIDE	No Preference used	NOT SOLE SOURCE	804	36,933,099
	SMALL BUSINESS SET ASIDE - PARTIAL	No Preference used	NOT SOLE SOURCE	2	6,674
	SMALL BUSINESS SET ASIDE - TOTAL	No Preference used	NOT SOLE SOURCE	91	3,047,258
	VETERAN SET ASIDE	No Preference used	NOT SOLE SOURCE	46	2,667,979
	WOMEN OWNED SMALL BUSINESS	No Preference used	NOT SOLE SOURCE	2	58,271
	Not Selected	No Preference used	NOT SOLE SOURCE	3	230,146
COMPETED UNDER SAP Total				1,113	51,683,182
FULL AND OPEN COMPETITION	8A COMPETED	No Preference used	NOT SOLE SOURCE	1	551,546
	HUBZONE SOLE SOURCE	No Preference used	SOLE SOURCE	1	5,818
	NO SET ASIDE USED.	No Preference used	NOT SOLE SOURCE	1,297	91,798,728
	SDVO SB SOLE SOURCE	No Preference used	SOLE SOURCE	44	3,247,051
	SERVICE DISABLED VETERAN OWNED SMALL BUSINESS SET-ASIDE	No Preference used	NOT SOLE SOURCE	275	150,073,716
	SMALL BUSINESS SET ASIDE - PARTIAL	No Preference used	NOT SOLE SOURCE	1	0
	SMALL BUSINESS SET ASIDE - TOTAL	No Preference used	NOT SOLE SOURCE	79	3,894,492
	WOMEN OWNED SMALL BUSINESS	No Preference used	NOT SOLE SOURCE	2	174,434
	WOMEN OWNED SMALL BUSINESS SOLE SOURCE	No Preference used	SOLE SOURCE	1	34,992
	Not Selected	No Preference used	NOT SOLE SOURCE	71	10,762,195
FULL AND OPEN COMPETITION Total				1,772	260,542,971
FULL AND OPEN COMPETITION AFTER EXCLUSION OF SOURCES	HUBZONE SET-ASIDE	No Preference used	NOT SOLE SOURCE	40	10,379,370
	NO SET ASIDE USED.	No Preference used	NOT SOLE SOURCE	3	48,150
	SDVO SB SOLE SOURCE	No Preference used	SOLE SOURCE	8	810,763
	SERVICE DISABLED VETERAN OWNED SMALL BUSINESS SET-ASIDE	No Preference used	NOT SOLE SOURCE	8,463	194,753,939
	SMALL BUSINESS SET ASIDE - PARTIAL	No Preference used	NOT SOLE SOURCE	2	36,600
	SMALL BUSINESS SET ASIDE - TOTAL	No Preference used	NOT SOLE SOURCE	287	40,146,075
	VETERAN SET ASIDE	No Preference used	NOT SOLE SOURCE	24	6,125,354
FULL AND OPEN COMPETITION AFTER EXCLUSION OF SOURCES Total				8,827	252,300,252
NOT AVAILABLE FOR COMPETITION	8(A) SOLE SOURCE	No Preference used	SOLE SOURCE	15	3,677,796
	NO SET ASIDE USED.	No Preference used	NOT SOLE SOURCE	27	1,803,841
	SDVO SB SOLE SOURCE	No Preference used	SOLE SOURCE	31	1,914,943
	VETERAN SOLE SOURCE	No Preference used	SOLE SOURCE	2	14,700
NOT AVAILABLE FOR COMPETITION Total				75	7,411,280
NOT COMPETED	NO SET ASIDE USED.	No Preference used	NOT SOLE SOURCE	191	10,438,523
NOT COMPETED Total				191	10,438,523
NOT COMPETED UNDER SAP	8(A) SOLE SOURCE	No Preference used	SOLE SOURCE	9	554,880
	HUBZONE SOLE SOURCE	No Preference used	SOLE SOURCE	1	30,000
	NO SET ASIDE USED.	No Preference used	NOT SOLE SOURCE	943	7,358,436
	SDVO SB SOLE SOURCE	No Preference used	SOLE SOURCE	36	1,460,678
	VETERAN SOLE SOURCE	No Preference used	SOLE SOURCE	1	84,728
	WOMEN OWNED SMALL BUSINESS SOLE SOURCE	No Preference used	SOLE SOURCE	4	356,000
	Not Selected	No Preference used	NOT SOLE SOURCE	3	1,722,218
NOT COMPETED UNDER SAP Total				997	11,566,939
Not Selected	Not Selected	OTHER	NOT SOLE SOURCE	12	0
Not Selected Total				12	0
Grand Total				12,987	593,943,147

Department: VETERANS AFFAIRS, DEPARTMENT OF
Socio-Economic Category: SDB

FUNDING DEPARTMENT NAME		VETERANS AFFAIRS, DEPARTMENT OF		Values	
SDB		YES		SB_Action	SB_\$
EXTENT_COMPETED_DESCRIPTION	TYPE_OF_SET_ASIDE_DESCRIPTION	EVALUATED_PREFERENCE	SOLE_SOURCE_CATEGORY	SB_Action	SB_\$
COMPETED UNDER SAP	8A COMPETED	No Preference used	NOT SOLE SOURCE	4	362,583
	NO SET ASIDE USED.	No Preference used	NOT SOLE SOURCE	3,439	46,866,443
	SDVO SB SOLE SOURCE	No Preference used	SOLE SOURCE	1	15,975
	SERVICE DISABLED VETERAN OWNED SMALL BUSINESS SET-ASIDE	No Preference used	NOT SOLE SOURCE	3,505	203,666,044
	SMALL BUSINESS SET ASIDE - PARTIAL	No Preference used	NOT SOLE SOURCE	10	141,051
	SMALL BUSINESS SET ASIDE - TOTAL	No Preference used	NOT SOLE SOURCE	1,250	46,836,726
	VETERAN SET ASIDE	No Preference used	NOT SOLE SOURCE	201	14,352,638
	WOMEN OWNED SMALL BUSINESS	No Preference used	NOT SOLE SOURCE	21	767,993
	Not Selected	No Preference used	NOT SOLE SOURCE	371	5,169,862
COMPETED UNDER SAP Total				8,802	318,179,314
FULL AND OPEN COMPETITION	8(A) SOLE SOURCE	OTHER	SOLE SOURCE	1	-3,507
	8A COMPETED	No Preference used	NOT SOLE SOURCE	1	551,546
	ECONOMICALLY DISADVANTAGED WOMEN OWNED SMALL BUSINESS	No Preference used	NOT SOLE SOURCE	1	618,989
	NO SET ASIDE USED.	No Preference used	NOT SOLE SOURCE	10,044	255,167,201
	SDVO SB SOLE SOURCE	No Preference used	SOLE SOURCE	40	5,103,540
	SERVICE DISABLED VETERAN OWNED SMALL BUSINESS SET-ASIDE	No Preference used	NOT SOLE SOURCE	673	382,692,871
	SERVICE DISABLED VETERAN OWNED SMALL BUSINESS SET-ASIDE	OTHER	NOT SOLE SOURCE	2	0
	SMALL BUSINESS SET ASIDE - PARTIAL	No Preference used	NOT SOLE SOURCE	1	0
	SMALL BUSINESS SET ASIDE - TOTAL	No Preference used	NOT SOLE SOURCE	327	32,674,866
	SMALL BUSINESS SET ASIDE - TOTAL	OTHER	NOT SOLE SOURCE	10	273,089
	WOMEN OWNED SMALL BUSINESS	No Preference used	NOT SOLE SOURCE	8	114,064
	WOMEN OWNED SMALL BUSINESS SOLE SOURCE	No Preference used	SOLE SOURCE	10	335,496
	Not Selected	No Preference used	NOT SOLE SOURCE	923	26,785,320
	Not Selected	OTHER	NOT SOLE SOURCE	20	1,822,067
FULL AND OPEN COMPETITION Total				12,061	706,135,543
FULL AND OPEN COMPETITION AFTER EXCLUSION OF SOURCES	8A COMPETED	No Preference used	NOT SOLE SOURCE	15	1,435,132
	HUBZONE SET-ASIDE	No Preference used	NOT SOLE SOURCE	31	5,348,437
	NO SET ASIDE USED.	No Preference used	NOT SOLE SOURCE	182	2,749,330
	SDVO SB SOLE SOURCE	No Preference used	SOLE SOURCE	8	616,851
	SERVICE DISABLED VETERAN OWNED SMALL BUSINESS SET-ASIDE	No Preference used	NOT SOLE SOURCE	7,187	937,300,800
	SMALL BUSINESS SET ASIDE - PARTIAL	No Preference used	NOT SOLE SOURCE	228	4,110,132
	SMALL BUSINESS SET ASIDE - TOTAL	No Preference used	NOT SOLE SOURCE	3,395	176,216,320
	VETERAN SET ASIDE	No Preference used	NOT SOLE SOURCE	115	27,062,861
	WOMEN OWNED SMALL BUSINESS	No Preference used	NOT SOLE SOURCE	16	260,041
	Not Selected	No Preference used	NOT SOLE SOURCE	63	1,084,662
FULL AND OPEN COMPETITION AFTER EXCLUSION OF SOURCES Total				11,240	1,156,184,565
NOT AVAILABLE FOR COMPETITION	8(A) SOLE SOURCE	No Preference used	SOLE SOURCE	79	11,771,814
	8(A) SOLE SOURCE	OTHER	SOLE SOURCE	4	-98,991
	NO SET ASIDE USED.	No Preference used	NOT SOLE SOURCE	564	24,922,647
	SDVO SB SOLE SOURCE	No Preference used	SOLE SOURCE	126	11,175,048
	VETERAN SOLE SOURCE	No Preference used	SOLE SOURCE	7	472,887
	WOMEN OWNED SMALL BUSINESS SOLE SOURCE	No Preference used	SOLE SOURCE	4	39,918
	Not Selected	No Preference used	NOT SOLE SOURCE	3	51,215
NOT AVAILABLE FOR COMPETITION Total				787	48,334,537
NOT COMPETED	NO SET ASIDE USED.	No Preference used	NOT SOLE SOURCE	4,587	118,943,949
	SDVO SB SOLE SOURCE	No Preference used	SOLE SOURCE	5	18,316
	Not Selected	No Preference used	NOT SOLE SOURCE	2	500,000
NOT COMPETED Total				4,594	119,462,265
NOT COMPETED UNDER SAP	8(A) SOLE SOURCE	No Preference used	SOLE SOURCE	30	1,845,555
	HUBZONE SOLE SOURCE	No Preference used	SOLE SOURCE	1	30,000
	NO SET ASIDE USED.	No Preference used	NOT SOLE SOURCE	2,376	55,334,070
	SDVO SB SOLE SOURCE	No Preference used	SOLE SOURCE	202	16,686,930
	VETERAN SOLE SOURCE	No Preference used	SOLE SOURCE	5	172,320
	WOMEN OWNED SMALL BUSINESS SOLE SOURCE	No Preference used	SOLE SOURCE	4	622,736
	Not Selected	No Preference used	NOT SOLE SOURCE	23	5,191,984
NOT COMPETED UNDER SAP Total				2,641	79,883,595
Not Selected	Not Selected	OTHER	NOT SOLE SOURCE	268	0
Not Selected Total				268	0
Grand Total				40,393	2,428,179,820

Department: VETERANS AFFAIRS, DEPARTMENT OF
 Socio-Economic Category: INDIAN_TRIBE

FUNDING DEPARTMENT NAME	VETERANS AFFAIRS, DEPARTMENT OF
INDIAN TRIBE	YES

EXTENT_COMPETED_DESCRIPTION	TYPE_OF_SET_ASIDE_DESCRIPTION	EVALUATED_PREFERENCE	SOLE_SOURCE_CATEGORY	Values	
				SB_Action	SB_\$
COMPETED UNDER SAP	NO SET ASIDE USED.	No Preference used	NOT SOLE SOURCE	2	54,621
	SERVICE DISABLED VETERAN OWNED SMALL BUSINESS SET-ASIDE	No Preference used	NOT SOLE SOURCE	7	68,800
	VETERAN SET ASIDE	No Preference used	NOT SOLE SOURCE	2	40,431
COMPETED UNDER SAP Total				11	163,853
FULL AND OPEN COMPETITION	NO SET ASIDE USED.	No Preference used	NOT SOLE SOURCE	11	39,850
	SERVICE DISABLED VETERAN OWNED SMALL BUSINESS SET-ASIDE	No Preference used	NOT SOLE SOURCE	1	20,645
FULL AND OPEN COMPETITION Total				12	60,495
FULL AND OPEN COMPETITION AFTER EXCLUSION OF SOURCES	NO SET ASIDE USED.	No Preference used	NOT SOLE SOURCE	5	214,279
	SMALL BUSINESS SET ASIDE - TOTAL	No Preference used	NOT SOLE SOURCE	6	1,752,693
FULL AND OPEN COMPETITION AFTER EXCLUSION OF SOURCES Total				11	1,966,972
NOT AVAILABLE FOR COMPETITION	8(A) SOLE SOURCE	No Preference used	SOLE SOURCE	6	362,896
NOT AVAILABLE FOR COMPETITION Total				6	362,896
NOT COMPETED	NO SET ASIDE USED.	No Preference used	NOT SOLE SOURCE	7	103,330
NOT COMPETED Total				7	103,330
NOT COMPETED UNDER SAP	NO SET ASIDE USED.	No Preference used	NOT SOLE SOURCE	1	0
NOT COMPETED UNDER SAP Total				1	0
Not Selected	Not Selected	OTHER	NOT SOLE SOURCE	4	0
Not Selected Total				4	0
Grand Total				52	2,657,545

Department: VETERANS AFFAIRS, DEPARTMENT OF
 Socio-Economic Category: NATIVE_HAWAIIAN_ORGANIZATION

FUNDING DEPARTMENT NAME	VETERANS AFFAIRS, DEPARTMENT OF
NATIVE HAWAIIAN ORGANIZATION	YES

EXTENT_COMPETED_DESCRIPTION	TYPE_OF_SET_ASIDE_DESCRIPTION	EVALUATED_PREFERENCE	SOLE_SOURCE_CATEGORY	Values	
				SB_Action	SB_\$
COMPETED UNDER SAP	NO SET ASIDE USED.	No Preference used	NOT SOLE SOURCE	1	344,755
	SERVICE DISABLED VETERAN OWNED SMALL BUSINESS SET-ASIDE	No Preference used	NOT SOLE SOURCE	11	470,578
	SMALL BUSINESS SET ASIDE - TOTAL	No Preference used	NOT SOLE SOURCE	2	38,362
	VETERAN SET ASIDE	No Preference used	NOT SOLE SOURCE	1	18,800
COMPETED UNDER SAP Total				15	872,495
FULL AND OPEN COMPETITION	NO SET ASIDE USED.	No Preference used	NOT SOLE SOURCE	2	0
FULL AND OPEN COMPETITION Total				2	0
FULL AND OPEN COMPETITION AFTER EXCLUSION OF SOURCES	SERVICE DISABLED VETERAN OWNED SB SET-ASIDE	No Preference used	NOT SOLE SOURCE	4	527,246
FULL AND OPEN COMPETITION AFTER EXCLUSION OF SOURCES Total				4	527,246
NOT COMPETED	NO SET ASIDE USED.	No Preference used	NOT SOLE SOURCE	5	24,899
NOT COMPETED Total				5	24,899
Not Selected	Not Selected	OTHER	NOT SOLE SOURCE	5	0
Not Selected Total				5	0
Grand Total				31	1,424,640

Department: VETERANS AFFAIRS, DEPARTMENT OF
 Socio-Economic Category: ALASKAN_NATIVE_CORPORATION

FUNDING DEPARTMENT NAME	VETERANS AFFAIRS, DEPARTMENT OF
ALASKAN NATIVE CORPORATION	YES

EXTENT_COMPETED_DESCRIPTION	TYPE_OF_SET_ASIDE_DESCRIPTION	EVALUATED_PREFERENCE	SOLE_SOURCE_CATEGORY	Values	
				SB_Action	SB_\$
COMPETED UNDER SAP	NO SET ASIDE USED.	No Preference used	NOT SOLE SOURCE	1	37,716
	SMALL BUSINESS SET ASIDE - TOTAL	No Preference used	NOT SOLE SOURCE	5	58,848
COMPETED UNDER SAP Total				6	96,564
FULL AND OPEN COMPETITION	NO SET ASIDE USED.	No Preference used	NOT SOLE SOURCE	2	276,045
	Not Selected	No Preference used	NOT SOLE SOURCE	1	38,646
FULL AND OPEN COMPETITION Total				3	314,691
FULL AND OPEN COMPETITION AFTER EXCLUSION OF SOURCES	SMALL BUSINESS SET ASIDE - TOTAL	No Preference used	NOT SOLE SOURCE	44	2,453,745
FULL AND OPEN COMPETITION AFTER EXCLUSION OF SOURCES Total				44	2,453,745
NOT AVAILABLE FOR COMPETITION	8(A) SOLE SOURCE	No Preference used	SOLE SOURCE	1	18,839
	NO SET ASIDE USED.	No Preference used	NOT SOLE SOURCE	1	5,155,958
NOT AVAILABLE FOR COMPETITION Total				2	5,174,797
NOT COMPETED	NO SET ASIDE USED.	No Preference used	NOT SOLE SOURCE	1	9,433
NOT COMPETED Total				1	9,433
Grand Total				56	8,049,229

FUNDING DEPARTMENT NAME	VETERANS AFFAIRS, DEPARTMENT OF
WOSB_EDWOSB	YES

EXTENT_COMPETED_DESCRIPTION	TYPE_OF_SET_ASIDE_DESCRIPTION	EVALUATED_PREFERENCE	Values		
			SB_Action	SB_\$	
COMPETED UNDER SAP	ECONOMICALLY DISADVANTAGED WOMEN OWNED SMALL BUSINESS	No Preference used	1	12,600	
	NO SET ASIDE USED.	No Preference used	2,629	22,631,803	
	SERVICE DISABLED VETERAN OWNED SMALL BUSINESS SET-ASIDE	No Preference used	451	18,064,414	
	SMALL BUSINESS SET ASIDE - PARTIAL	No Preference used	16	256,585	
	SMALL BUSINESS SET ASIDE - TOTAL	No Preference used	930	30,204,484	
	VETERAN SET ASIDE	No Preference used	44	1,355,178	
	WOMEN OWNED SMALL BUSINESS	No Preference used	50	2,913,511	
	Not Selected	No Preference used	932	449,011	
	COMPETED UNDER SAP Total			5,053	75,887,586
FULL AND OPEN COMPETITION	ECONOMICALLY DISADVANTAGED WOMEN OWNED SMALL BUSINESS	No Preference used	1	618,989	
	NO SET ASIDE USED.	No Preference used	6,206	158,812,527	
	SDVOSB SOLE SOURCE	No Preference used	36	2,583,561	
	SERVICE DISABLED VETERAN OWNED SMALL BUSINESS SET-ASIDE	No Preference used	186	136,162,736	
	SERVICE DISABLED VETERAN OWNED SMALL BUSINESS SET-ASIDE	OTHER	2	0	
	SMALL BUSINESS SET ASIDE - PARTIAL	No Preference used	1	10,851	
	SMALL BUSINESS SET ASIDE - TOTAL	No Preference used	527	34,249,360	
	SMALL BUSINESS SET ASIDE - TOTAL	OTHER	35	214,353	
	WOMEN OWNED SMALL BUSINESS	No Preference used	21	270,400	
	WOMEN OWNED SMALL BUSINESS SOLE SOURCE	No Preference used	22	4,088,357	
	ECONOMICALLY DISADVANTAGED WOMEN OWNED SMALL BUSINESS SOLE SOURCE	No Preference used	2	179,275	
	Not Selected	No Preference used	806	18,690,188	
	Not Selected	OTHER	51	10,543,316	
FULL AND OPEN COMPETITION Total			7,896	366,423,915	
FULL AND OPEN COMPETITION AFTER EXCLUSION OF SOURCES	8A COMPETED	No Preference used	10	616,392	
	HUBZONE SET-ASIDE	No Preference used	8	1,672,213	
	NO SET ASIDE USED.	No Preference used	22	612,475	
	SDVOSB SOLE SOURCE	No Preference used	2	196,512	
	SERVICE DISABLED VETERAN OWNED SMALL BUSINESS SET-ASIDE	No Preference used	434	48,090,348	
	SMALL BUSINESS SET ASIDE - PARTIAL	No Preference used	161	2,202,022	
	SMALL BUSINESS SET ASIDE - TOTAL	No Preference used	2,263	87,475,428	
	VETERAN SET ASIDE	No Preference used	24	15,997,758	
	WOMEN OWNED SMALL BUSINESS	No Preference used	36	311,784	
	Not Selected	No Preference used	81	780,345	
	FULL AND OPEN COMPETITION AFTER EXCLUSION OF SOURCES Total			3,041	157,955,278
	NOT AVAILABLE FOR COMPETITION	8(A) SOLE SOURCE	No Preference used	34	5,806,886
		NO SET ASIDE USED.	No Preference used	272	9,199,469
SDVOSB SOLE SOURCE		No Preference used	24	1,676,687	
WOMEN OWNED SMALL BUSINESS SOLE SOURCE		No Preference used	6	337,455	
Not Selected		No Preference used	1	7,484	
NOT AVAILABLE FOR COMPETITION Total			337	17,027,981	
NOT COMPETED	NO SET ASIDE USED.	No Preference used	1,479	52,289,817	
	WOMEN OWNED SMALL BUSINESS SOLE SOURCE	No Preference used	3	6,961	
NOT COMPETED Total			1,482	52,296,778	
NOT COMPETED UNDER SAP	8(A) SOLE SOURCE	No Preference used	2	309,928	
	NO SET ASIDE USED.	No Preference used	750	16,939,107	
	SDVOSB SOLE SOURCE	No Preference used	17	985,994	
	VETERAN SET ASIDE	No Preference used	3	46,838	
	WOMEN OWNED SMALL BUSINESS SOLE SOURCE	No Preference used	12	693,773	
	Not Selected	No Preference used	14	2,593,846	
NOT COMPETED UNDER SAP Total			798	21,569,487	
Not Selected	Not Selected	OTHER	135	0	
Not Selected Total			135	0	
Grand Total			18,742	691,161,025	

ENCLOSURES

Fiscal Year 2018 Department of Homeland Security Corrective Action Report

1. The Department of Homeland Security (DHS), Office of Small and Disadvantaged Business Utilization (OSDBU), is pleased to submit its Fiscal Year (FY) 2018 Corrective Action Report in accordance with Subsection (h) of section 15 of the Small Business Act (15 U.S.C. 644). This annual report discusses the DHS OSDBU methodology of advocacy to the small business community and the results that have been realized.

a. Small Business Accomplishments

In Fiscal Year 2018 DHS recorded a total spend of \$18,768,471,767 in prime contracting dollars. Contracts were awarded to small businesses in the amount of \$6,469,845,961 for a 34.47% accomplishment. Please see Attachment (1), Final Small Business Accomplishments for Fiscal Year 2018, which lists all small business categories and results.

DHS accomplished an impressive 34.47% in small business prime contracting exceeding the goal of 33.00%. The SDB accomplishment is again strong at 15.22% and exceeds the government-wide goal of 5%. The Women-Owned Small Business (WOSB) accomplishment of 7.43% exceeds the government-wide goal of 5.0%. The HUBZone accomplishment of 3.85% exceeds the government-wide goal of 3.0%. DHS is extremely excited and proud of exceeding, for the 9th year in a row, its Service-Disabled Veteran-Owned Small Business (SDVOSB) goal of 3% with an accomplishment of 5.56 by awarding \$1,042,694,012 in prime SDVOSB dollars.

The DHS OSDBU continues to document procurement efforts on the DHS Small Business Review Form 700-22, to ensure small business concerns are considered for inclusion in DHS acquisitions and that market research is conducted on all procurements at or expected to exceed the Simplified Acquisition Threshold (SAT). The DHS OSDBU believes that with a continued, leading edge small business program, and continued strong small business support from all levels of the DHS acquisition program, DHS will consistently record positive and proactive small business accomplishments.

DHS exceeded the subcontracting goals for traditional Small Business - 50.0%, SDB - 8.5%, SDVOSB - 3.1%, WOSB - 10.3%, and HUBZone - 3.8%. The DHS subcontracting strategy for success includes; ensuring current SBA negotiated subcontracting goals are in DHS solicitations that warrant subcontracting plans, making subcontracting evaluations part of the evaluation criteria as necessary, and continued invitations to prime contractors to attend our Vendor Outreach Sessions (VOS) so that small businesses have the opportunity to showcase their companies attributes to the DHS prime contractors for subcontracting opportunities. The DHS OSDBU feels confident that these strategies will bring continued success to the DHS Subcontracting Program.

b. Advocacy Methodology

The DHS OSDBU is very proud of its proactive advocacy to the small business community on how to market and do business with DHS. One of the OSDBU's highest priorities is to provide a variety of outreach activities and initiatives that provide information and access to DHS procurement opportunities as well as providing assistance and training to the small business community. Another priority area of the DHS OSDBU is information dissemination which is primarily accomplished through our website <https://www.dhs.gov/do-business-dhs> . This includes, but is not limited to, the Annual Procurement Forecast of Contract Opportunities, DHS Points of Contact which lists the DHS Small Business Specialists at each component, DHS Vendor Outreach Activities Schedule of Events, DHS Prime Contractor Listing for Subcontracting Opportunities, and the DHS Mentor-Protégé Program information which provides information, as well as the application for the agreement.

c. Small Business Review Process

The DHS OSDBU continues to document procurement efforts on the DHS Small Business Review Form 700-22, to ensure small business concerns are considered for inclusion in DHS acquisitions and that market research is conducted on all procurements at or expected to exceed the Simplified Acquisition Threshold (SAT). The DHS Small Business Review Form 700-22 is also utilized for Federal Supply Service (FSS) Blanket Purchase Agreements (BPA), task or delivery orders from Government-Wide Acquisition Contracts (GWACs) and other multiple award contracts valued at \$2,500,000 or more (see FAR 7.104(c) and 19.202-1 for bundling considerations) to avoid unnecessary contract bundling and to mitigate the effects on small businesses of necessary consolidation.

d. DHS Small Business Policy

The policy statement of the DHS small business program, states "the small business acquisition policy is a shared responsibility among all DHS employees involved in the acquisition process. Through a unified team approach involving senior management, small business personnel, acquisition personnel, and technical/program staff, we can support both our critical national mission and the important public policy objective of small business inclusion in our acquisition program."

DHS continues to formulate and build two key policy documents: The Homeland Security Acquisition Regulation (HSAR) and The Homeland Security Acquisition Manual (HSAM). The HSAR includes policy for contract reporting and the HSAM incorporates policy on a multitude of procurement issues, as well as bundling review policy. The review and reporting process include requirements placed under Government-Wide Acquisition Contracts (GWACs) as well as the General Services Administration (GSA) Federal Supply Schedule (FSS) program.

The DHS Small Business Review Form 700-22 is included in the HSAM to implement the bundling regulations published in the FAR. DHS includes in its HSAM the requirement to identify alternative strategies for proposed bundling, and includes a discussion of rationale for not selecting these strategies. This information is reviewed at the agency level at the recommended threshold of \$2,500,000 and is part of the small business review form.

e. Subcontracting

DHS includes in its HSAR a requirement that subcontracting plans be approved prior to award by the OSDBU or its designee in consultation with the Contracting Officer (CO) and the SBA Procurement Center Representative (PCR). The DHS OSDBU works closely with the SBA PCR and the cadre of SBA Commercial Marketing Representatives (CMR) to help strengthen small business subcontracting. A DHS OSDBU staff member is responsible for all subcontracting compliance issues including managing the DHS Prime Vendor List on the website, as well as Agency Coordinator for the electronic Subcontract Reporting System (eSRS). Further, the OSDBU Director, conducts an annual meeting of the DHS large business prime contractors to discuss subcontracting plans, compliance, and monitoring.

f. Mentor-Protégé

DHS developed a Mentor-Protégé Program (MPP), which is included in the HSAR, and has published the requirements for participation in the DHS MPP on the DHS OSDBU website. The comments received from industry are overwhelmingly favorable. The Mentor-Protégé program currently has 214 OSDBU approved agreements. The program will be used, in part, to mitigate the effects of necessary and justified bundling as well as to strengthen the DHS subcontracting program.

2. In summary, the small business procurement program is important to DHS. We will strive to meet or exceed our small business goals by continuing to make small business participation part of the DHS culture in support of our national mission. This dedication is shared by all DHS senior management and those involved in the small business procurement program.

Attachment (1)

DHS Final Small Business Accomplishments – FY 2018

- using the SBA Scorecard Small Business Categories

Category	Gov't-wide Goal	DHS-wide Goal	Award \$	%
Total Procurement Dollars	N/A	N/A	\$18,768,471,767	N/A
SB Prime Contracts	23.00%	33.00%	\$6,469,845,961	34.47%
Overall SDB [8(a) + SDB Prime]	5.00%	5.00%	\$2,855,667,263	15.23%
HUBZone Prime Contracts	3.00%	3.00%	\$722,914,058	3.85%
SDVOSB Prime Contracts	3.00%	3.00%	\$1,042,694,012	5.56%
WOSB Prime Contracts	5.00%	5.00%	\$1,395,010,228	7.43%
Category	Gov't-wide Goal	DHS-wide Goal	Award \$	%
Total Subcontracting Dollars	N/A	N/A	\$3,092,760,242	N/A
SB Subcontracts	33.70%	40.00%	\$1,547,209,003	50.00%
SDB Subcontracts	5.00%	5.00%	\$263,160,990	8.50%
HUBZone Subcontracts	3.00%	3.00%	\$117,040,538	3.80%
SDVOSB Subcontracts	3.00%	3.00%	\$96,222,512	3.10%
WOSB Subcontracts	5.00%	5.00%	\$319,885,133	10.30%

Acronym Key:

SB = Small Business

8(a) = Awarded under 8(a) procedures; SDBs certified by SBA to participate in the 8(a) program

SDB = Small Disadvantaged Business

HUBZone = Historically Underutilized Business Zone Small Business

SDVOSB = Service Disabled Veteran Owned Small Business

WOSB = Women-Owned Small Business

Note: these accomplishments are shown in accordance with SBA reporting procedures; Ability One, Federal Prison Industries, and interagency agreements are excluded

U.S. Department of Commerce
Corrective Action Report for FY 2018

The Department of Commerce (DOC) is pleased to report that we successfully met all FY 2019 prime contracting small business and socioeconomic small business goals. This achievement is the culmination of a deliberate and concerted effort led by DOC's leadership to create new opportunities and broaden existing opportunities for small business concerns.

This is a monumental achievement for DOC is proud of its commitment to help small business concerns grow and thrive in the Federal acquisition arena.

In FY 2018, the Department will continue to work diligently to strengthen our Small Business Program and to expand opportunities for small business concerns in all categories.



Mr. Robb N. Wong
Associate Administrator
Office of Government Contracting and Business Development
Small Business Administration
409 3rd Street, SW, 8th Floor
Washington, DC 20416

Dear Mr. Wong: *Robb,*

The purpose of this letter is to transmit the Department of Labor's (Department) FY 2018 Corrective Actions Report, in accordance with Section 15(h) of the Small Business Act. I am pleased to report that the Department exceeded all of its prime and subcontracting small business and socioeconomic category goals for FY 2018 and therefore, does not propose corrective actions to be taken. If you have any questions, please contact Gladys Bailey (202) 693-7244 or by email at Bailey.Gladys@dol.gov.

Sincerely,

Bryan Slater
Assistant Secretary for Administration and Management
Director, Small and Disadvantaged Business Utilization

*P.S. WE WOULD LIKE TO MEET W/ YOU ON THE
OTHER ISSUES WE HAVE DISCUSSED
SOMETIME IN FEBRUARY OR MARCH.*

+ Thanks

U.S. Department of Transportation (DOT)
 Corrective Action Plan Report
 FY2018

In accordance with Subsection (h) of section 15 of the Small Business Act (15 U.S.C. 644) the U.S Department of Transportation (DOT) is providing a report describing actions taken to correct unmet goals in FY2018. In FY2018, DOT did not meet its prime contracting small business and HubZOne goals, and Service Disabled Veteran Owned Small Business and Hub Zone goals in subcontract opportunities. (See chart below)

FY2018				
	Prime Goal	Achievement	Subcontracting Goal	Achievement
Small Business	41.40%	33.43%	50%	51.63%
SDB	5%	17.36%	5%	9.55%
WOSB	5%	8.47%	5%	12.08%
SDVOSB	3%	3.59%	3%	0.97%
HUBZone	3%	1.82%	3%	1.96%

REASONS FOR NOT MEETING PRIME AND SUBCONTRACTING GOALS

Section 1631(c)(3) of the NDAA of 2013 directed the U.S Small Business Administration (SBA) to establish goals in a manner that does not exclude contracts based on whether or not the contract is subject to the Federal Acquisition Regulations (FAR). By statute, the Department of Transportation’s (DOT) Federal Aviation Administration (FAA) does not adhere to FAR requirements. FY2018 was the first time the SBA included FAA awards in DOT’s small business goaling methodology.

Accordingly, FY2018 was a transition year to the Department trying to get a better understanding of FAA procurement opportunities, awareness of small business programs, historic small business participation in FAA awards, and identify opportunity areas to increase small business participation. Furthermore, although FAA contract data is entered in Federal Procurement Data System-Next Generation (FPDS-NG), its data was not available in the Small Business Goaling Report until the last quarter of FY2018. This situation prevented the Department to accurately monitor FAA’s contract data and small business achievement in a timely manner. FAA small business and Hub Zone participation made a significant impact in the Department’s overall achievement.

ACTIONS TAKEN

In FY2019, DOT's Office of Small and Disadvantaged Business Utilization (OSDBU) met with DOT Operating Administration's Small Business Specialists and Chief of the Contracting Office (COCO) to discuss small business goals vs achievements and find ways to assist those agencies that are falling short to meet their goals.

As Federal Aviation Administration (FAA) accounts for close to 70% of DOT Small Business Eligible dollars, its small business participation make a major impact to the Department's overall achievements. Accordingly, our office will closely monitor and work with FAA leadership to address their projected shortfalls to FY19 small business goals and to ensure the Department meets all socioeconomic goals this fiscal year.

OSDBU Director participates in DOT's Strategic Acquisition Council (SAC), Category Management Implementation Group (CMIG) and Acquisition Strategy Resource Board (ASRB) meeting to ensure small business concerns are getting a fair opportunity to compete in DOT procurement opportunities.

OSDBU Director meets regularly with DOT Senior Procurement Executive (SPE) to discuss areas of interest related to DOT Small Business Programs including goals, impact of Category Management to small businesses, and increase small business participation in DOT procurement opportunities.

OSDBU closely monitors DOT Operating Administration small business participation by pulling up monthly Small Business Goaling reports from FPDS-NG. These reports are shared and discussed with Small Business Specialists and Senior Acquisition Officials.

OSDBU hosted industry days in May 2018 and December 2018 providing small businesses an opportunity to meet with DOT Small Business Specialists, contracting and program officers; and DOT primes to discuss DOT procurement opportunities.

OSDBU staff provided training to contracting officers in the use of SBA's Small Business Database and GSA's Category Management Acquisition Gateway tools to assist in their market research activities and increase small business participation in Best in Class and Spend Under Management contract vehicles.

In FY2019, OSDBU staff performed quarterly reports to ensure data quality and accurate contracting officer's size standard determination in DOT awards.

OSDBU staff pulled up quarterly subcontracting reports from FPDS to determine primes that were required to submit subcontracting plans to ensure timely and accurate ISR and SSR report submission.

OSDBU staff provided trainings with Operating Administration Small Business Specialists (SBS) and contracting officers (CO) to emphasize FAR requirements related to subcontracting plans including pre and post award CO responsibilities.

OSDBU staff regularly monitored the eSRS for prime contractors timely reporting and compliance with FAR requirements.



U.S. ENVIRONMENTAL PROTECTION AGENCY

**OFFICE OF SMALL AND DISADVANTAGED BUSINESS UTILIZATION
Fiscal Year 2018 Corrective Actions Report**

March 21, 2019

Fiscal Year 2018 Corrective Actions Report

The Office of Small and Disadvantaged Business Utilization (OSDBU) of the U.S. Environmental Protection Agency (EPA) is pleased to submit this Fiscal Year (FY) 2018 Corrective Actions Report. This Report is provided in accordance with the reporting requirements under Section 15(h) of the Small Business Act, 15 U.S.C. § 644, and the related instructions of the U.S. Small Business Administration (SBA) for each agency to provide a short narrative explaining why its FY 2018 goals were not met.

As reflected in the table below, the EPA was successful in achieving all its FY 2018 goals, except for the HUBZone prime and subcontracting goals. Notably, the EPA exceeded all its other small business contracting and subcontracting goals, often by a significant margin.

EPA FY 2018 GOAL ACHIEVEMENTS				
Category	Prime Goals		Subcontracting Goals	
	Goal %	Actual %	Goal %	Actual %
SB	40	43.3	55	61.5
SDB	5	15.2	5	21.4
WOSB	5	5.4	5	10.9
SDVOSB	3	4.8	3	6.3
HUBZone	3	2.4	3	1.1

In carrying out the OSDBU functions under Section 15 of the Small Business Act, the EPA OSDBU has provided effective outreach to the small business and EPA contracting community. Specifically, OSDBU worked in partnership with EPA procurement and program officials to review and provide expert recommendations on structuring the Agency’s acquisitions to maximize small business prime and subcontracting opportunities. OSDBU also played an active role in assisting in effective market research and in identifying responsible small business concerns capable of performing the Agency’s requirements. In addition, OSDBU issued new guidance on maximizing acquisition opportunities for small and socioeconomic businesses, and further provided formal agency-wide training on the governing small business contracting legal requirements, policies and procedures.

In working directly with small businesses, OSDBU also participated in and hosted a variety of government-wide small business conferences, seminars and outreach events. Many of the OSDBU-hosted events targeted various categories of small businesses and proved effective in helping to increase the EPA’s small business goals achievements. OSDBU encourages EPA program offices to participate in the SBA 1st Wednesday’s Virtual Learning Series.

In FY 2018, EPA awarded 2.4 percent of the Agency’s contracts dollars to HUBZone small businesses. The HUBZone small business goal was the only prime socio-economic small business goal that the Agency did not meet. Although the HUBZone goal for FY 2018 was not met, it is a significant improvement from FY 2017, where EPA only achieved 1.63 percent. EPA is implementing the following strategies to increase the percentage of contracts awarded to HUBZone firms.

- EPA’s OSDBU, in conjunction with the HUBZone Contractors National Council, will host the 9th Annual HUBZone Summit on June 11-12, 2019 at EPA’s Region 4 Office in Atlanta, Georgia. This HUBZone Summit is a two-day education and networking event that targets existing and potential HUBZone small business concerns. The Summit will provide the participating small businesses the opportunity to engage in one-on-one matchmaking sessions with federal agencies and large primes.

- On December 18, 2018, EPA's OSDBU provided each EPA AAship and Region with its own individualized aspirational HUBZone goal based on their projected FY 2019 procurement actions. These organization-specific goals are part of OSDBU's continuing value-added efforts to assist offices in expanding HUBZone contract opportunities. OSDBU will continue to track each organization's weekly goal accomplishments throughout the fiscal year, via the Small Business Contracting Dashboard, which now highlights each organization's weekly HUBZone accomplishments.
- During FY 2019, OSDBU will continue to meet with the Agency's Junior Resource Officials (JROs), who represent all 13 EPA program offices. The meetings will include, but not be limited to, discussions on improving HUBZone goal achievements.
- OSDBU has implemented a new Senior Leadership recognition program to increase the transparency and accountability for achieving the HUBZone and other socioeconomic procurement goals.
- OSDBU will make a more concerted effort to identify opportunities for HUBZone firms during the annual acquisition planning meetings with EPA program offices, Regional Small Business Coordinators, and the Office of Acquisition Solutions (OAS).
- On March 8, 2019 EPA's OSDBU created a HUBZone Contracting Toolkit. This Toolkit consolidates available resources for maximizing HUBZone awards. These resources are intended to assist in expanding an understanding and proficiency in using the HUBZone program; identifying qualified HUBZone firms and solutions; and developing acquisition strategies to promote HUBZone awards. This will help EPA to achieve the statutory HUBZone goal and further the purpose of the HUBZone program.

In FY 2018, EPA prime contractors awarded 1.10 percent of their contract dollars to HUBZone small business subcontractors. The HUBZone subcontracting awards are the only category of small business subcontract dollars that fell below the established goal of 3 percent. EPA is implementing the following initiatives to assist prime contractors in increasing HUBZone subcontracts:

- OSDBU is coordinating extensive prime contractor participation in the upcoming annual HUBZone Summit on June 11, 2019. The one-on-one meetings with HUBZone firms will be with the Agency's largest prime contractors. In addition, EPA prime contractors will hold a panel discussion on subcontracting opportunities with their companies.
- Throughout FY 2019, OSDBU will continue to evaluate subcontracting plans by following the EPA's Acquisition Regulation (EPAAR) Subpart 1519.705-2, and the Agency's Acquisition Guide (EPAAG) 44 section 44.2.1. OSDBU also implemented new guidance that memorializes its process for evaluating proposed small business subcontracting plans. When an EPA prime contractor submits a subcontracting plan, OSDBU, using its subcontracting plan checklist, will continue to evaluate that plan to ascertain if the plan provides maximum practicable contract opportunities for small business concerns. In FY 2019, OSDBU will reject subcontracting plans that offer little opportunity for inclusion of small business concerns, including HUBZone firms. Rejected plans will be returned to the Contracting Officer with appropriate advice and recommendations for identifying and strengthening areas of weaknesses.

Department of Health and Human Services FY 2018 Corrective Actions Report

The Department of Health and Human Services (HHS) supports all small businesses and is committed to the increased utilization of small businesses in all of its procurements.

In Fiscal Year 2018, HHS fell short of its overall Small Business Prime Contracting goal by .43%. Conversely, HHS went from not achieving its overall subcontracting goal in FY 2016 to exceeding it consecutively for the past 2 years, with a FY 18 achievement in excess of 1.2% of the FY 18 goal.

HHS implemented many of the items contained in HHS' FY 2017 corrective action plan, such as: hosting a round table with the Heads of Contracting Activities to develop strategies on increasing SDVOSB and HUBZone participation in HHS contracts; Collaborating with women veteran organizations to provide training and outreach to women veteran-owned small businesses; hosting SDVOSB and HUBZone Round Tables to develop strategies on increasing SDVOSB/HUBZone participation in HHS contracts; and hosting an Industry Day giving preference to HUBZone and SDVOSBs in the 541 sector.

The HHS OSDDBU also had a robust vendor engagement outreach program which included:

1. Hosting the Veterans Small Business Forum and Vendor Outreach Session at the Hubert H. Humphrey Building on November 20, 2018. Approximately 125 Small Businesses attended this event.
2. Individually counseling over 400 small businesses at our Vendor Outreach Sessions during FY 18.
3. As a result of the four (4) B2B events held in Detroit, Michigan; Denver, Colorado; Columbia, South Carolina; and NIH Natcher Conference Center in Bethesda, Maryland, we had over approximately 2500 small businesses in attendance that were able to gain expert information on doing business with HHS. We also provided matchmaking opportunities to a total of approximately 800 small businesses with government representatives and prime contractors. Through surveys and live webcast testimonials, we received a 95% positive feedback on the benefit of the B2B events. In addition, these conferences engage, equip and inform small business participants of the federal procurement process so that they become more effective in pursuing contracting opportunities at HHS.

In FY2019, HHS has already began to partner with its subordinate agencies through partnership activities, trainings held, and small business outreach events. In addition, we plans to implement, at a minimum, the following corrective actions to increase prime and subcontracting award achievements:

- a. Efforts to Increase Small Business Prime Contracting:
 - i. Reimagine operations to incorporate Industry Liaisons to identify and source new vendors via Small Business Engagement Forums and other outreach efforts to increase buys to SB's.
 - ii. Coordinate Market research and Small Business Review training for our HHS Acquisition Community.

- b. Efforts to Increase Service-Disabled Veteran-Owned and HUBZone Small Business Prime Goal:
 - i. Attach a strategic goal to newly assigned Industry Liaison role to identify and source new vendors via Small Business Engagement Forums and other outreach efforts to increase buys to both SDVOSB and HUBZone SB's.
 - 1. Arrange capability briefings with small firms who respond to sources sought notices.
 - ii. Coordinate with HUBZone and SDVOSB Council to identify qualified HUBZone and SDVOSB vendors as part of market research.

- c. Efforts to Increase Service-Disabled Veteran-Owned Small Business and HUBZone Small Business Subcontracting Goal:
 - i. Conduct subcontracting training with Other-than-small Primes who have challenges with goal achievement. Coordinate training with Subcontracting Program Manager.
 - ii. Perform Subcontracting Quality Assurance Checks as part of annual Small Business Stat Briefing conducted with the Heads of Contracting-
 - 1. Ensure all contracts requiring a subcontracting plan have accepted plans in accordance with FAR 19.7.
 - 2. Ensure subcontracting plans are reviewed by SBS and SBA PCR to ensure all possible subcontracting opportunities are considered.
 - 3. Ensure an administrative modification is completed when changing CO/CS.
 - iii. Host Prime Contractor Roundtable with HUBZone and SDVOSB Council to identify qualified HUBZone and SDVOSB vendors as part of a repository for current and future opportunities.

U.S. Department of Housing and Urban Development
FY 2018 Corrective Actions Report

The U.S. Department of Housing and Urban Development (HUD) remains strongly committed to utilizing small business concerns to the maximum extent practicable for its procurement needs. For the first time in over 9 years, HUD met or exceeded all of its small business prime goals. However, HUD did not achieve the small business and HUBZone subcontracting goals. In FY18, HUD OSDBU continued to host several conferences and training events, to include a specific conference and training focused on the HUBZone program. The HUBZone conference received extremely positive feedback from both industry and HUD staff, and directly aided the department's efforts to increase awareness of HUD's contracting opportunities with HUBZone companies. To ensure continued improvement, HUD submits the following corrective actions:

- 1) HUD OSDBU will continue to sponsor employee trainings on subcontracting and the HUBZone Small Business Programs;
- 2) HUD OSDBU will continue to encourage our other than small business contractors to post subcontracting opportunities to SBA's SUBNet;
- 3) HUD OSDBU will continue to review subcontracting plans and reports for the maximum practicable opportunities for small business concerns; and
- 4) HUD OSDBU will invite HUD's other than small business contractors to exhibit at upcoming HUD sponsored events such as the 4th Annual HUBZone Small Business Conference as a means to increase the visibility of HUBZone concerns interested in subcontracting.

During fiscal year (FY) 2018, NASA was unable to meet the federally mandated prime socioeconomic goals in the Woman-Owned Small Business (WOSB), Service-Disabled Veteran-Owned Small Business (SDVOSB), and Historically Underutilized Business Zone (HUBZone) categories. In the area of sub-contracting, NASA was able to achieve all assigned socioeconomic goals. In FY 2019, NASA will continue its initiatives, working with NASA's Science Technology Mission Directorate, and partnering with the local Chamber of Commerce and Procurement Technical Assistance Centers (PTACs) in regions where NASA does not have a presence to attract more small businesses. NASA will also continue to identify new initiatives that will help the agency meet these goals. The following is a detailed report on what NASA has done and will do to meet these goals.

Women-Owned Small Business (WOSB) Goal:

Since FY 2014, NASA has increased prime WOSB dollars and percentages with a sustained continued focus in targeting this socioeconomic category. In FY 2018, NASA awarded over \$782M (4.6%) to WOSBs, which is the highest metric the Agency has achieved in recent years.

This is directly attributable to the WOSB vendors responding successfully to NASA requirements and performing well on contracts. During the fiscal year, NASA Armstrong Flight Research Center (AFRC) awarded three new contracts to WOSBs for the Repair Asphalt Pavements Center-Wide, Pressure Transducers and Microphones, and FOSS Laboratory. In addition, fifteen task orders and calls were issued to women-owned small business. Lastly, three women-owned small businesses were selected for award of Indefinite Award Indefinite Quantity (IDIQ) contracts under the NASA Western Regional Multiple Award Construction Contracts for NASA Ames Research Center and NASA AFRC. In total, NASA AFRC awarded \$11,992,149 to women-owned small business, which equates to 5.4% of the total dollars awarded by the Center in FY 2018. The NASA Stennis Space Center awarded the Sanitary System Recapitulation contract as a WOSB set aside totaling \$9 million. Kennedy Space Center (KSC) awarded a number of construction projects to WOSBs, including the Safety and Reliability Upgrade, KSC Institutional Power Systems, increasing the KSC FY 2017 WOSB actuals by 40 percent, approximately \$15 million.

NASA collaborated with Women Impacting Public Policy and the Department of the Treasury on the ChallengeHER event held on October 19, 2017. In addition, NASA Office of Small Business Programs actively participated at the United States Women's Chamber of Commerce (USWCC) 9th Annual National Small Business Contracting Summit held on June 14, 2018, where NASA participated in matchmaking sessions at all events.

NASA will continue to identify opportunities that could be set aside for WOSBs, as well as continue to collaborate with other organizations and participate in outreach events that emphasize WOSB attendance.

Service-Disabled Veteran-owned Small Business (SDVOSB) Goal

NASA's SDVOSB prime metric in FY 2018 was 1.0%. After three straight years of increases, the metric showed no change from the previous year (2017). However, actual SDVOSB dollars increased for the fourth straight year.

The only sure way to increase SDVOSB participation is to increase the number of SDVOSB set-asides. SDVOSB's seldom win small business set-asides at NASA. Accordingly, NASA has increased the weighting on set-asides in its annual Administrator's Cup award, presented annually to the center (field office) judged to have the best small business program in the agency.

The number of contracts in the 8(a) program at NASA is a hindrance to the SDVOSB program. Furthermore, NASA's SBIR/STTR program, which exceeds \$150 million in obligations to small businesses annually, yields essentially nothing in SDVOSB dollars, as the number of SDVOSB proposals received each year is almost none.

In order to increase SDVOSB participation, NASA representatives attended the Veteran Entrepreneur Training Symposium (VETS) 2018 in Williamsburg, VA on June 11-13, 2018. In 2019, NASA may attend such events again, but is also evolving its outreach program to target industry segments that better match NASA's mission. It is NASA's experience that outreach events driven solely by socioeconomic category (such as WOSB, HUBZone, 8(a), or SDVOSB) feature over-representation by the IT, training, and administrative service industries. Such events generally lack much participation by firms in the engineering, manufacturing, and R&D industries, which represent the bulk of NASA's opportunities.

In FY 2018, two NASA centers (Armstrong Flight Research Center and Marshall Space Flight Center) exceeded the 3.0% goal.

In FY 2017 Stennis Space Center awarded four regional construction contracts under a SDVOSB set-aside, as part of its overall Multiple-Award Construction Contract covering four southern NASA centers and two sub-installations. This should lead to increased opportunity for SDVOSB dollars over the next 4-5 years. In FY 2018, Armstrong Flight Research Center issued a similar regional construction solicitation for NASA's west coast locations; this will include two contracts awarded using SDVOSB set-aside procedures.

Finally, NASA issued two RFP's in FY 2018 for Protective Services that are both SDVOSB set-asides. The solicitations cover Armstrong Flight Research Center and Johnson Space Center, respectively, the former of which has been awarded. In FY 2017, Glenn Research Center also awarded a SDVOSB set-side for Protective Services.

Finally, we note that NASA met the 3.0% SDVOSB subcontracting goal in FY 2018, as it does most years.

Historically Underutilized Business Zone (HUBZone) Goal

NASA participated in the National HUBZone Council's Small Business Summit held in Chantilly, VA on October 12-13, 2017. More than 300 small business professionals, prime contractor representatives, and government officials registered for the two-day educational and networking conference. NASA had a high number of HUBZone firms participate in the matchmaking session.

In February 2018, the NASA Office of Small Business Programs (OSBP) participated at the "Doing Business with HUBZone Companies and the Marshall Small Business Alliance" on February 21-22, 2018 in Huntsville, AL. Catalyst hosted the HUBZone Accelerator Event at the same venue we used for the Marshall Small Business Alliance (The Davidson Center). There were approximately 200 attendees at the event with approximately 40 being HUBZone companies. The keynote speaker was Ms. Mariana Pardo who at the time was the SBA HUBZone Director in Washington, D.C.

On August 16, 2018, the NASA Office of Small Business Programs in partnership with the University of Hawai'i at Mānoa to host a "2018 Federal Small Business Summit" at University of Hawaii – Manoa. The event had 148 attendees, including many HUBZone concerns.

The Agency in FY 2018 selected two regional outreach events to support. The Illinois PTAC, in partnership with NASA, presented "The Midwest Aerospace Small Business Industry Day" on Tuesday, May 8, 2018 in Chicago, IL. Neighboring states with heavily populated HUBZone areas were targeted to include Indiana, Iowa and Michigan. The event, held in coordination with the Illinois Procurement Technical Assistance Center, drew over 250 guests. The second event, "Reaching High: Aerospace Business Matchmaker" in partnership with NASA was hosted by the Ohio University and the Ohio Development Agency. Over 400 individuals participated in the two-day event. The targeted neighboring states, also with high HUBZone areas, were Kentucky, Pennsylvania and West Virginia.

Additionally, NASA OSBP may participate in the U.S. Environmental Protection Agency 2019 HUBZone Small Business Summit on June 11 - 12, 2019, at the Sam Nunn Federal Center in Atlanta, GA; as well as the National HUBZone Contractors National Conference on September 4-5, 2019 in Chantilly, VA.

NASA's HUBZone concern corrective action efforts are also in place at individual centers. At Marshall Space Flight Center (MSFC) in Huntsville, AL, leadership is making a concerted effort to include HUBZone companies in its contracting and purchase efforts. This includes providing small business technical advisors with listing of HUBZone companies screened against NAICS codes for services/products that the center may be interested in.

NASA OSBP reviewed and provided comment on proposed rules changes to Small Business HUBZone Program; Government Contracting Programs (Docket Number: SBA-2018-0005). The proposed changes included:

- 1) Freezing the HUBZone maps until 2020 and then update the maps every 5 years.
- 2) Amend "35% rule" regarding mixture of HUBZone/Non-HUBZone employees.
- 3) Fix the eligibility requirement for awards.

The NASA Small Business Program Report is submitted twice per year from centers to Headquarters on June 15th (Mid-year) and December 15th (End-year). At the Mid-year submission there were six (6) HUBZone Set-asides and/or Sole Source awards; and fourteen (14) included in the end-year report.



**U.S. Nuclear Regulatory Commission
Corrective Actions to Address Unmet
Fiscal Year 2018 Goals Report**

In fiscal year (FY) 2018, the Nuclear Regulatory Commission (NRC) exceeded all five of its small business prime¹ contract goals and all five of its subcontract² goals (see below). Therefore, no corrective actions need to be addressed and the NRC Small Business Program remains committed to ensuring that prime and subcontract opportunities continue to be maximized for small businesses in FY 2019.

PRIME CONTRACT GOAL ACHIEVEMENT

<u>SMALL BUSINESS BUSINESS TYPE</u>	<u>GOAL</u>	<u>ACHIEVEMENT</u>
Small	34%	41%
Small Disadvantaged	5%	27%
Women-Owned	5%	13.8%
Service-Disabled Veterans	3%	6.2%
HUBZones	3%	3.7%

SUBCONTRACT GOAL ACHIEVEMENT

<u>SMALL BUSINESS BUSINESS TYPE</u>	<u>GOAL</u>	<u>ACHIEVEMENT</u>
Small	40%	91.3%
Small Disadvantaged	5%	19.6%
Women-Owned	5%	23.8%
Service-Disabled Veterans	3%	3.2%
HUBZones	3%	3.0%

¹ The agency more than quadrupled its small disadvantaged business goal, doubled the goal for service-disabled veterans, and awarded the largest percentage and amount to date to women-owned businesses.

² Subcontracting data reflects agency FY 2018 performance in the electronic Subcontracting Reporting System as of April 5, 2019 and may differ from SBA's performance numbers that were pulled before such date.





NATIONAL SCIENCE FOUNDATION
2415 Eisenhower Avenue • Alexandria, VA 22314

March 26, 2019

Ms. Mihaela Ciorneiu
U. S. Small Business Administration
409 3rd Street, S.W.
Washington, D.C. 20416

Dear Ms. Ciorneiu:

Please see the attached National Science Foundation (NSF) response containing our FY 2018 Corrective Actions Report.

If you have any questions or require additional information, please contact the undersigned at (703) 292-8100 or via email at wgardner@nsf.gov.

Sincerely,

A handwritten signature in black ink, appearing to read "Wonzie L. Gardner Jr.", is positioned above the typed name.

Wonzie L. Gardner Jr.
Director
Office of Small and Disadvantaged Business Utilization

Enclosure:

Attachment 1, NSF Corrective Action Report for FY 2018

National Science Foundation (NSF) Report on Corrective Actions to Address Unmet FY 2018 Goals

March 26, 2019

The following information is provided in accordance with Section 15(h) of the Small Business Act:

In FY 2018, NSF did not reach its prime contracting assigned goals of 3% for Historically Underutilized Business Zones (HUBZones), 17% for Small Business, and 5% for Woman Owned Small Business (WOSB).

NSF achieved 2.7% under the WOSB category in FY 2017 which is a 0.9% decrease compared to FY 2017.

The primary reason NSF was unable to meet its prime contracting goals for WOSB was inclusion of overseas contracts in the small business eligible dollars beginning in FY 2016. NSF's two largest contracts, Arctic and Antarctic Support, are performed overseas by a large business. This contract accounted for over 50% of NSF's annual obligations in FY 2018. Due to its size, complexity and the fact it is performed in Antarctica, there are no small businesses that can perform this work.

NSF was able to achieve its Small Disadvantaged Business (SDB), prime contracting goals and improve its HUBZone achievement in FY 2018.

In FY 2017, NSF did not reach its assigned subcontracting goals of 3% for HUBZone. NSF accomplished 1.7% of its eligible subcontracting obligations to HUBZones in FY 2018 which is a 1.1% increase compared to FY 2017. The reason NSF has not been able to achieve its subcontracting goal for HUBZone is the same reason it was not able to achieve its prime contracting WOSB goal. Prime contractors have struggled to find qualified HUBZone sources for the types of services procured by the agency.

The following has been conducted or is planned in FY 2019 to achieve the assigned prime contracting goals for WOSB as well as the assigned subcontracting goal for HUBZone:

- a. Continuation of the NSF Small Business Improvement Initiative which began in FY 2011. This initiative is an effort involving contracting, program offices, and NSF officials combining forecasting, management planning, tracking, and training to improve NSF goal performance. This initiative targets upcoming acquisitions for small business set aside or a social economic category set aside. Acquisition Management and Program Management work together to ascertain if market research can result in a set aside. As a result of this effort, NSF has achieved its annually assigned small business goal from FY 2014 through FY 2017.
- b. Members of the acquisition team consisting of the Senior Procurement Executive, Contracts Branch Chief, Deputy Contracts Branch Chief, and policy team members that make up part of the NSF Small Business Improvement Initiative meets annually and will continue to meet to review acquisition forecast material consisting of upcoming re-competed acquisitions to focus on converting non-small business prime contracts to small business with an emphasis on increasing our WOSB obligations.
- c. Monthly metric meetings with the Senior Procurement Executive and Contract Management personnel will be conducted where small business prime goals, including WOSB, are tracked throughout the year.

- d. NSF will attend multiple conferences and matchmaking events in FY 2019 where the NSF OSDBU and other representatives will provide one-on-one guidance and resources to small business vendors, including WOSB and HUBZone on how to do business with NSF.
- e. Advanced planning will be continued such as the NSF Advance Acquisition Plan (AAP) which includes a listing of upcoming NSF competitions. The completed AAP for FY 2019 has been placed on the NSF public website which allows WOSB and HUBZones to review the document and allows them time to plan and prepare for any applicable prime or subcontracting opportunities listed for the NSF competitive acquisitions. The NSF AAP is updated as needed throughout the year.



UNITED STATES OFFICE OF PERSONNEL MANAGEMENT

Washington, DC 20415

Office of Small and
Disadvantaged
Business Utilization

March 22, 2019

U.S. Office of Personnel Management

Fiscal Year 2018 Corrective Action Plan

Strategy to Implement Strengthening Opportunities in Federal Contracting for Service Disabled Veteran-Owned & HUBZone Businesses

The Office of Personnel Management's (OPM) FY 2018 small business achievements show that our procurement reform efforts have had an extreme impact in comparison to last four fiscal years. OPM awarded 30.92% or \$427M, of its total dollar obligations to small businesses thus significantly exceeding in 3 of the 5 prime socio-economic categories: Small Disadvantage Business (9.09%) and Women-Owned Small Business (21.93%) for six consecutive years. However, OPM's overall small business percentage shows improvement but is still low in SDVOSB and HUBZone socioeconomic categories; this is driven, and recognized by the SBA largely due to the agency's obligations in support of the National Background Investigation Bureau (NBIB) formally known as Federal Investigative Services (FIS) contract and SDVOSBs and HUBZones not responding to Sources Sought Notices during the market research phase of procurements.

During FY18, NBIB's acquisitions mirrored FY17 at approximately 42% of the agency's total obligated dollars. The vast majority of these acquisitions are for pre-employment investigative background services (top secret, secret and special access) for OPM and various federal agencies.

OPM's NBIB Acquisition personnel in partnership with the OSDBU and in accordance with FAR Part 10.001(2)(v)/Market Research - continuously during FY18 to the maximum extent practicable conduct analyses of the market to determine the feasibility of utilizing small businesses which include Service Disabled Veteran (SDVOSB) as prime contractors. However, market research still determines that there were no SDVOSB small firms that could fulfill the technical requirements which required small firms to have current security clearances and to provide investigative services on a global level. OPM consulted with the SBA's PCR who concurred with the above findings.

During FY18, OPM OSDBU strategically engaged in numerous outreach conferences and events which targeted SDVOSB and HUBZone businesses for ex. 1. consecutive OPM Industry Days which targeted SDVOSB & HUBZone; 2. OPM's 4th Quarter Readiness Small Business Conference in Atlanta; and 3. OPM frequent OSDBU Roundtable Workshops and strategically targeted industry days. Nonetheless, OPM was unsuccessful in satisfying the 3% goal for those prime socio-economic categories.

At the start of fiscal year FY19, in coordination with the OSDBU, OPM's Office of Procurement (OPO) will reissue two contracting policy documents. First, a revised policy on the review and approval levels of contractual documents was issued in October 2015, which requires several levels of review and

ultimate approval on a number of contracting actions, including, but not limited to, solicitations, awards, acquisition plans, Determination and Findings, and Justifications for Other Than Full and Open Competition. The issuance of this policy allows for effective oversight of the procurement process, ensuring proper acquisition planning, market research and small business consideration. Second, a new policy implementing a Contract Review Board (CRB) which was issued in November 2015 has been revised which requires the formal commencement of a review board at specific stages of an acquisition to discuss acquisition strategies and award decisions for high dollar value and/or high risk/high visibility actions.

The CRB participants include various members of the OPO as well as Office of General Counsel and the Office of Small and Disadvantaged Business Utilization. The CRB ensures, for example, that the procurement team has a sound acquisition strategy and adequate market research, taking small business involvement into consideration. OPO plans to issue further policy and guidance documents in the near future on acquisition planning and market research, to further enhance the documentation generated and ensuring small business is adequately considered.

In accordance with the Section 15(h)(1) of the Small Business Act, OPM has re-identified robust FY18 strategies to enhance SDVOSB prime opportunities and to attain the annual statutory goal of three percent. OPM has identified the following:

1. OPO's Philadelphia field office is a member of the newly formed Mid Atlantic Acquisition Council (MAAC), which includes a Small Business subcommittee among others. OPO's membership on the MAAC council will provide opportunities to collaborate with other agencies in the mid-Atlantic region on a variety of efforts that will promote enhanced learning and business opportunities for the acquisition community and small businesses.


This will be the first time that OPM contracting has had the opportunity to leverage and collaborate efforts and initiatives with other agencies in a field location, to promote more positive outcomes in the area small business. These include but are not limited to:

- Developing small business training in areas of common interest;
 - Offering training to small businesses on the federal marketing and certification process;
 - Coordinating educational programs and training opportunities offered in the Philadelphia area and;
 - Providing/organizing seminars, webinars, meetings, mentoring, networking and career opportunities
2. OPM will continue to participate in small business counseling sessions sponsored by other agencies and trade associations that support increasing contracting opportunities for SDVOSB. This process will increase SDVOSB businesses awareness of prime and subcontracting opportunities with the OPM.
 3. OPM will reissue guidance to its contracting officers and program management specialists on how to identify SDVOSB businesses capable of fulfilling OPM requirements while conducting market research, and when appropriate, set-aside requirements for HUBZone & SDVOSB businesses.
 4. OPM will further work with its program offices to identify specific requirements to be set-aside for SDVOSB businesses.

5. OPM will promote SDVOSB businesses participation in its subcontracting program by continuing to make the subcontracting plan part of the evaluation criteria on major projects.
6. OPM will pay particular attention to HUBZone & SDVOSB businesses subcontracting goals included in prime contractors' proposed subcontracting plans to make certain that the plans comply with the 3 percent statutory goal. In addition, OPM's OSDBU will identify prime contractors not meeting the HUBZone & SDVOSB subcontracting goal and issue letters requesting that they identify their corrective action plans and offering support by identifying potential HUBZone & SDVOSB subcontractors.
7. To increase outreach to SDVOSB businesses, OPM's OSDBU will continue its membership with local SDVOSB Councils to broaden its outreach efforts for the benefit of SDVOSB businesses.
8. OSDBU will request training support for contracting and program personnel from SBA's SDVOSB office.

OPM has continued to define a strategic and comprehensive strategy for the use of small business vendors, and continued to engage and execute a variety of initiatives designed to yield overarching near and long-term program improvements. The Agency's FY19 strategy is to continue with the refinement and focus on outreach, training, advocacy, and strategic partnering which have proven to be successful.

Sincerely,



Desmond A. Brown
Director
Office of Small & Disadvantage Business Utilization
U.S. Office of Personnel Management



U.S. Department
of Veterans Affairs

Office of Small and Disadvantaged Business Utilization
Washington DC 20420

In Reply Refer To: 005B

March 27, 2019

Mr. Robb Wong
Associate Administrator
Office of Government Contracting and
Business Development
U.S. Small Business Administration
409 3rd Street SW
Washington DC 20416

Dear Mr. Wong:

As required by section 15(h)(1) of the Small Business Act (15 U.S.C. § 644(h)(1)), the Department of Veterans Affairs (VA) submits this report on its achievement of small business goals for fiscal year (FY) 2018. The enclosed report describes VA's Veterans First contracting requirements that enable the Department to take a leadership role for Service-Disabled Veteran-Owned Small Businesses (SDVOSBs) and Veteran-Owned Small Businesses (VOSBs). It also discusses the challenges presented for the non-Veteran goals, and how VA will address them.

In FY 2018, VA was again the Federal civilian agency leader in prime contract dollars awarded to SDVOSBs, awarding \$5.7 billion to such firms out of a total procurement of \$27.1 billion, or 21.3 percent of total dollars. More than one out of every four Federal dollars awarded to SDVOSB prime contractors came from VA.

In addition, VA is unique in having a goal for contracting with all VOSBs. In FY 2018, this goal was 12 percent. VA significantly exceeded this goal, awarding 22.2 percent of its contract dollars to VOSBs. VA also awarded nine percent to small disadvantaged businesses, comfortably exceeding the five percent goal.

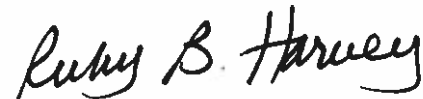
VA continues to excel in its performance on the subcontracting goals, with respect to the individual contract plans VA administers. This performance is obscured, however, by results on commercial plans that cut across multiple agencies and tend not to be responsive to active management. VA recommends the Small Business Administration establish a working group to review the business process for reporting subcontracting results, particularly with respect to commercial plans.

Page 2.

Mr. Robb Wong

If you have questions regarding this report, please feel free to contact me at (202) 461-4600 or ruby.harvey@va.gov. Thank you for your support of VA's mission to assist Veterans.

Sincerely,



Ruby B. Harvey
Executive Director
Office of Small and Disadvantaged
Business Utilization

Enclosure

Corrective Actions Report

Fiscal Year 2018



Small Business Participation in VA Contracts and Achievement of Goals

As required by section 15(h)(1) of the Small Business Act, the Department of Veterans Affairs (VA) submits this report on participation of various types of small businesses in VA contracting. The statutory mandate requires an assessment of VA's achievement of the various goals, justification for failure to meet any of the goals, and a remediation plan to address the unmet goals.

In fiscal year (FY) 2018, VA did not meet its goals for contracting with HUBZone small businesses and Women-Owned Small Businesses (WOSBs), but exceeded the goals for Service-Disabled Veteran-Owned Small Businesses (SDVOSBs), Veteran-Owned Small Businesses (VOSBs), Small Disadvantaged Businesses (SDBs), and all small businesses. In fact, for the first time, VA spent more than \$6 billion with VOSBs and SDVOSBs.

	Dollars Awarded (Achievement)	Percent of Total Procurement (\$27,093,091,797)	Percentage Goal
All Small Business	\$8,280,419,707	30.6%	28.5%
SDVOSB	\$5,764,653,361	21.3%	10.0%
VOSB	\$6,022,940,314	22.2%	12.0%
HUBZone	\$593,943,147	2.2%	3.0%
SDB	\$2,427,084,343	9.0%	5.0%
WOSB	\$691,141,735	2.5%	5.0%

Exhibit 1. Department of Veterans Affairs awards to small business, FY 2018. Source: Federal Procurement Data System, downloaded March 6, 2019. Figures as shown do not reflect VA credit for local area set-asides made in response to a major disaster declaration, as authorized by section 15(f)(3) of the Small Business Act (15 U.S.C. § 644(f)(3)).

In preparation for this report, VA also reviewed its FY 2018 subcontracting achievements, using the "Subcontracting Achievements by Federal Agency" report in the Electronic Subcontracting Reporting System (eSRS), as directed by the Small Business Administration (SBA). This report reviews subcontracts associated with specific prime contracts awarded by VA, as well as an attributed share of sales reported by prime contractors on their companywide commercial plans. As of March 6, 2019, this report indicated VA was meeting all but one of the subcontracting goals for individual subcontracting plans specifically associated with VA contracts. However, since the great majority of VA subcontracting is done as part of commercial plans, this portion of the subcontracting dollars substantially depresses VA's overall performance.

VA will seek to engage SBA to establish a working group to examine the business process and data system for attributing commercial plan dollars to Federal agencies.

	Dollars Awarded (Achievement)	Percent of Total Dollars Subcontracted	Percentage Goal
Individual Subcontracting Plans on a VA Contract (Total = \$ 368,019,215)			
All Small Business	\$ 121,659,894	33.1%	17.5%
SDVOSB	\$ 20,953,044	5.7%	3.0%
HUBZone	\$ 953,283	0.3%	3.0%
SDB	\$ 34,877,476	9.5%	5.0%
WOSB	\$ 24,990,205	6.8%	5.0%
Share Attributed to VA under Commercial Plans (Total = \$ 12,483,050,970)			
All Small Business	\$ 2,179,816,527	17.5%	17.5%
SDVOSB	\$ 52,474,610	0.4%	3.0%
HUBZone	\$ 17,649,457	0.1%	3.0%
SDB	\$ 238,688,890	1.9%	5.0%
WOSB	\$ 344,070,005	2.8%	5.0%
All Plans (Total = \$ 12,851,070,185)			
All Small Business	\$ 2,301,476,421	17.9%	17.5%
SDVOSB	\$ 73,427,654	0.6%	3.0%
HUBZone	\$ 18,602,740	0.1%	3.0%
SDB	\$ 273,566,366	2.1%	5.0%
WOSB	\$ 369,060,210	2.9%	5.0%

Exhibit 2. Subcontracting awards to small business, FY 2018. Source: Electronic Subcontracting Reporting System, downloaded March 12, 2019.

Justifications for Unachieved Goals

VA has previously informed SBA of its concerns about the impact of the changing mix of VA's contracting spend on the Department's ability to achieve its socioeconomic goals. In recognition of these concerns, SBA and VA agreed to an FY 2018 small business goal that was unchanged from its FY 2017 goal of 28.5 percent. In accepting this goal, VA noted its concern regarding the impact of statutorily directed non-VA provided health care initiatives.

The nature of these expenditures precludes procurement from small businesses. For example, VA's contractual health care initiatives are necessarily awarded to large firms, as the only offerors with the capability to provide the necessary referral networks and connect Veterans with the appropriate health care providers. VA also continued to improve its systematic and timely reporting of nursing home contract spend in FY 2018, through express reporting to the Federal Procurement Data System (FPDS). This represented significant new dollars in VA's procurement baseline compared to prior years.

While our concerns about the impact to small business participation proved to be

valid, provision of non-VA care is essential to providing timely service to our Veterans. VA's achievement of the FY 2018 small business goal suggests that VA has now absorbed much of the impact of these mission-critical changes to its procurement baseline.

VA continued to lead the Federal government in procurements to SDVOSBs, exceeding the combined procurements of all civilian agencies in this category as a result of the required preference for SDVOSBs and VOSBs mandated by section 8127 of title 38, United States Code (U.S.C.). Under section 8127(i), VA's first priority is awards to SDVOSBs, and second to VOSBs, using the procedures provided under this law. Only after considering SDVOSBs and VOSBs may a VA contracting officer consider HUBZone awards and awards under section 8(a) of the Small Business Act, which have equal status as the third priority under this legislation. Fourth, a VA contracting officer may then consider other small business preferences, including the general small business set-aside. VA last met its HUBZone goal, and came within a small fraction of meeting its WOSB goal, in Fiscal Year 2007, the year in which this priority policy was enacted through the Veterans Benefits, Health Care, and Information Technology Act of 2006 (Public Law 109-461).

While this statutory hierarchy is consistent with VA's Veteran-centric mission, it also has an unavoidable consequence of limiting VA's use of the set-aside and sole-source authorities available to other Federal agencies in other programs. Only if market research indicates insufficient SDVOSB or VOSB sources may a contracting officer proceed to exercise an authority ranked after those programs in this hierarchy. Since there are more than 14,000 verified firms in the VA Veterans First Contracting Program, there are few instances where procurements that lend themselves to small business performance do not have capable SDVOSBs or VOSBs from which to choose. As a result, VA mainly receives credit toward the HUBZone and WOSB goals by awarding contracts to SDVOSBs and VOSBs that have dual eligibility: *i.e.*, that are eligible for these other programs in addition to being an SDVOSB or VOSB.

In addition, the Supreme Court held in *Kingdomware Technologies, Inc. v. United States*, 136 S.Ct. 1969, 1976 (2016), that VA's mandate to award contracts to SDVOSBs and VOSBs is not predicated upon the Department's fulfillment of its contracting goals. That is, VA's mandate to prioritize awards of contracts to SDVOSBs and VOSBs does not cease once VA has met its goals for those categories. In contrast, SBA regulations generally allow an agency to select among programs based on, among other factors, need to award contracts in a particular program to achieve program contracting goals. See, e.g., 13 CFR § 125.2(f)(2)(ii). This "parity" among the Government-wide small business programs is not available to VA due to the statutory mandate.

With respect to subcontracting, VA is generally successful in achieving small business goals with respect to "individual" plans (*i.e.*, subcontracting plans associated with a specific individual contract). For example, for FY 2015-18, VA's overall small business goal performance on individual subcontracting plans ranged from 43.2 percent

to 65.0 percent. When VA's results on such individual plans are added to results from commercial plans, to calculate overall agency performance on the SBA scorecard, VA falls short of the SBA goals.

In a typical year, more than 90 percent of VA's subcontracting (as measured in dollars) is based on commercial plans, but in the past three years (FY 2016-18), commercial plans have grown to represent a much higher percentage of VA's subcontracting plan dollars, possibly signaling a new trend. Congress enacted a preference for acquisition of commercial items to leverage competition in the general marketplace, in place of Government administrative overhead and Government-unique item specifications. Commercial plans are the preferred subcontracting plan approach for prime contractors providing such items. Rather than track specific subcontracts in furtherance of an individual prime contract, such commercial plans involve large aggregates of entire product lines that serve other agencies and the private marketplace, and estimate the participation of small businesses based on the share deemed attributable to VA.

The decision whether a prime contractor will provide a commercial plan starts with a consideration of whether the contractor provides commercial items to VA or to any agency. Once an agency's contracting officer negotiates a commercial plan based on requirements for commercial items, the rest of the Government is bound by the decision. This means VA could be charged with meeting goals negotiated by a contracting officer for another agency not governed by VA's Veterans First Contracting Program requirements. Moreover, once a commercial plan is in place, an agency is not permitted to impose additional subcontracting plan requirements covering the same items. Finally, reports on accomplishments under such plans are submitted annually, after the end of the fiscal year—too late to provide actionable information to track performance or address shortfalls while the fiscal year is still in progress. These policy constraints severely impede VA's ability to achieve, or even manage, these goals.

Remediation Plan to Address Unachieved Goals

As noted previously, VA's success in meeting its FY 2018 small business goal suggests the Department's procurement baseline has absorbed much of the impact from non-VA health care initiatives and other mission-critical requirements. Maintaining the Department's small business goal at approximately its current level should enable VA to contribute its share toward SBA's management of the Government-wide small business goal. VA anticipates continued success on its SDVOSB and VOSB goals, but continued challenges with respect to HUBZone small businesses and WOSBs.

In order to adhere to the requirements of section 8127, VA seeks to increase the number of VOSB firms with dual eligibility in the HUBZone or WOSB programs who participate in the VA Veterans First Contracting Program, and VA's OSD BU is creating an initiative to target these groups. Since contracting officers cannot require participation in multiple socioeconomic categories, VA is conducting more aggressive outreach to dually eligible firms by hosting outreach events specifically targeting women

owners of VOSBs and VOSBs located in HUBZones to encourage them to apply for verification of their VOSB status. VA is also reaching out to Veterans at WOSB and HUBZone events to encourage them to compete for VA contracts.

In FY 2018, VA conducted special outreach efforts to dually certified WOSB and HUBZone participants at the National Veterans Small Business Engagement. This included events specifically targeting VOSBs also holding these other certifications, supported by targeted outreach to foster their attendance and participation. In addition, VA's Office of Small and Disadvantaged Business Utilization (OSDBU) provided several training courses that were an invitation only to WOSBs and HUBZone firms. Among these courses were: enhancing your capabilities statement, how to be procurement ready, how to do business with VA, risk mitigation, and Brightcloud (getting behind the VA firewall). OSDBU also developed and promoted a campaign on Facebook for Women-Owned VOSBs that focused on sharing best business practices as well as testimonials on overcoming the challenges that Women VOSBs experience. VA will conduct similar outreach activities during FY 2019.

With respect to subcontracting, VA anticipates continued challenges in a policy framework that limits visibility and timeliness in commercial plan performance. Further analysis of FPDS indicates that there is a field that should be enforced to result in more accurate documentation. Additionally, given the recent growth in the share commercial plans represent of VA subcontracting performance, VA anticipates this issue will continue to challenge our performance in this area. As a participating member of the Small Business Procurement Advisory Council established to assist SBA in these matters, VA would welcome an opportunity to work with other agencies, and SBA, to identify policy options to improve accountability on commercial plans, while remaining cognizant of Congress' purpose in using commercial practices to reduce acquisition costs and administrative burdens.

Department of Veterans Affairs
Office of Small and Disadvantaged Business Utilization
March 2019



**Office of Small and
Disadvantaged Business
Utilization (OSDBU)**

2018 Corrective Action Report


**Submitted to the
Small Business Administration**

This Corrective Action Plan is submitted to the U.S. Small Business Administration (SBA) in accordance with the Small Business Act, Sec. 15(h), which requires all Federal Agencies that fail to achieve any proposed prime or subcontract goal to submit a justification and corrective action plan to SBA.

Agency Information:

U.S. Department of Energy
Office of Small and Disadvantaged Business Utilization
1000 Independence Avenue, SW
Washington, DC 20585


Report Preparation:



Nicola Ohaegbu
Acquisition Specialist

2/21/19
Date

Reviewed and Accepted By:



Charles R. Smith
Director, Office of Small and Disadvantaged Business
Utilization

2/21/2019
Date

Introduction

Pursuant to DEAR 919.201(c), The Director, Office of Small and Disadvantaged Business Utilization (OSDBU), Headquarters, is responsible for the administration of the Department of Energy (DOE) efforts involving utilization of small (SB); small disadvantaged (SDB); Historically Underutilized Business Zone (HUBZone); Service-Disabled Veteran-Owned (SDVOSB); and Woman-Owned small business (WOSB) programs. This includes responsibility for developing, implementing, executing, and managing these programs; providing advice on socioeconomic firm utilization to the program elements who allocate funding to the business community; and representing DOE before other Government agencies on matters affecting SB; SDB; HUBZone; SDVOSB; and WOSB programs.

It is the policy of DOE to ensure that opportunities to compete for and receive a fair share of DOE's procurement expenditures are provided to SB, 8(a), SDB, WOSB, HUBZone, SDVOSB, and Minority Owned SBs.

In January 2014 the H.R.3547 - Consolidated Appropriations Act, 2014 Section 318 was passed which enabled DOE to count their Management & Operating (M&O) first tier small business

subcontractors towards their prime goal. This information and impact on the achievement will be discussed in brief with emphasis placed on the small business goals not reached and the strategy that will be used to achieve the goal in FY 2019. The OSDBU will strive to implement the corrective steps as quickly as possible, while also continuing to assess the organization.

Background

DOE has approximately 36 major sites around the country where the department carries out its missions, including developing, maintaining, and securing the nation’s nuclear weapons capability; cleaning up the nuclear and hazardous wastes resulting from more than 50 years of weapons production; and conducting basic energy and scientific research. The DOE’s mission is carried out under the direction of DOE’s program offices, and under the direction of the semiautonomous National Nuclear Security Administration (NNSA).

Justification

Table 1: Prime Contracting goals and achievements based on internal data available at the time of submission

FY 2018	DOE Prime Goals	Prime Contracting % Achievement without MOSRC Data	Prime Contracting % Achievement <u>with</u> MOSRC Data	DOE SubK Goals
Small Business	10.20%	5.12%	13.76%	42%
SDB	5%	2.65%	4.80%	5%
WOSB	5%	1.17%	3.01%	5%
SDVOSB	3%	0.62%	1.11%	3%
HUBZone	3%	0.14%	0.69%	3%

The DOE was successful in exceeding its FY18 small business statutory goal of 10.20%. Despite the DOE’s historic overall small business achievement, the agency fell short in achieving its FY18 statutory socio-economic goals in all four categories.

Corrective Action

The DOE OSDBU Strategic Plan 2018-2021 has specifically addressed three objectives that speak to improving our commitment to small Business:

- Making it easier for small businesses to do business with the Department of Energy
- Forging more productive relationships with internal small business stakeholders

-
- Achieving the socioeconomic goals set by the Small Business Administration

To improve DOE's contracting performance in SBA's small business socio-economic subcategories, DOE OSDBU is undertaking several new initiatives:

1. DOE has adopted a more collaborative internal goaling process to better address the unique contracting strengths and challenges within each of DOE's program elements. DOE's five newly-assigned Small Business Technical Advisers (SBTAs) assist the program elements in conducting market research, to maximize their ability to identify potential small business partners. I'm confident that fostering more productive and transparent relationships throughout the agency will enhance the opportunity for small business stakeholders from under-represented sectors to become responsible suppliers to the DOE.

2. DOE OSDBU plans to host several events geared towards under-represented socio-economic subcategories. In November 2017, we hosted the First Annual Service-Disabled Veteran-Owned Small Business (SDVOSB) Opportunity Day, which focused on assisting SDVOSBs who are interested in partnering with the Agency. These events help service-disabled veterans re-enter the workforce through the Department's need for entrepreneurs, as they bring skills, dedication, and a strong work ethic to the Agency.

Additionally, DOE OSDBU plans to co-host three HUBZone events near Agency labs. Our events will help connect SDVOSB businesses with opportunities that may have previously seemed out of reach. By hosting these events, we are addressing the two socio-economic subcategories that have historically been most challenging for DOE's goal achievements.

In also advocating for small disadvantaged businesses, 8(a) firms, and woman-owned small businesses, OSDBU continues to ensure equal access to procurement opportunities are available to all socio-economic subcategories.

3. DOE OSDBU has assigned a senior-level acquisition specialist as lead advocate for each socio-economic subcategory. For example, a service-disabled veteran on the staff has been assigned as the SDVOSB subject matter expert to focus on keeping DOE compliant with Executive Order 13360, thereby increasing opportunities for SDVOSBs to engage with the agency.

4. DOE OSDBU has distributed a "set-aside letter" to Department Heads. The DOE OSDBU set-aside letter offers to assist DOE program elements identify two upcoming requirements that can be set-aside for underrepresented socio-economic subcategories. By transitioning previously full-and-open opportunities to small business set-asides, DOE OSDBU expects to materially improve the Agency's socio-economic subcategory achievement.

5. DOE OSDBU and SBA are engaged in a collaborative effort to refine the data-mining practices of DOE's Management and Operating Subcontract Reporting Capability (MOSRC). In FY2018, DOE obligated \$100s of millions to small businesses outside of the Agency's goaled component obligations. In a multi-step process, made possible by the increased partnership between DOE OSDBU and SBA, these funds were first made possible to become part of the public record. Due to MOSRC's current reporting limitations, these obligations, along socio-economic subcategory

focused obligations, and also purchase-card transactions at sites throughout the DOE's, did not factor into the Agency's FY2016 scorecard grade. By remedying these and other data-capture limitations, SBA will be able to more accurately assess DOE's small business achievement, including more complete reporting of both the dollars obligated and the types of socio-economic subcategory businesses engaged.

6. OSDBU, in collaboration with DOE's Office of Acquisition Management, is sponsoring several Blanket Purchase Agreements (BPAs) to encourage DOE program element utilization of small businesses in under-represented socio-economic categories, in specific procurement areas. These BPAs will initially be focused on Event Management, Marketing and Business Intelligence, and Administrative Services. OSDBU's BPAs will be agency-wide and will be comprised of firms identified as small businesses. Their objective is to broaden the access to DOE for small businesses representing each socio-economic category, in procurement source-selection processes.

7. DOE OSDBU partners with various small business advocacy organizations:

Procurement Technical Assistance Centers (PTACs)

PTACs are a nationwide network of procurement professionals who help local businesses engage in the Federal government marketplace. PTACs are invited to the annual DOE Small Business Forum & Expo, and each year, DOE facilities and sites work frequently and closely with PTACs in order to advance American small businesses to engage with the Agency.

HUBZone Council

As an example of a socio-economically focused small business advocacy organization, the HUBZone Contractors National Council is a non-profit trade association providing information and support for companies and professionals interested in the HUBZone Contracting Program. DOE OSDBU has been a member of this Council, and continues to participate in Council activities.

Federal, State and Local governments

OSDBU provides business development resources by participating in a range of small business events sponsored by Federal, state, and local governments. The OSDBU also collaborates with other government agencies to share best practices, and to coordinate mutually beneficial small business outreach events.

Small Business Coalitions

The OSDBU works closely with Small Business Coalitions that represent a cross-section of the Nation's socio-economic business diversity, such as the National 8(a) Association. The OSDBU partners with these coalitions in building relationships with small businesses through its attendance, speaking opportunities, and training.

OSDBU has established several metrics to measure the utility of DOE's small business initiatives.

Examples of some of these are:

- # of approved reports in the Electronic Subcontract Reporting System (eSRS)
- # of 4220 Contracting Reviews that were changed to set-asides
- # of Internal Customer Engagements (Training and Calls)
- # of Policy Reviews

-
- # of approved reports on Management and Operating Subcontract Reporting Capability (MOSRC)
 - # of Business Development Counseling Sessions
 - # of Hosted Outreach Events
 - # of Attended Outreach Events
 - # of SB Awards
 - # of Mentor-Protégé Agreements
 - # of Views or metrics on web - Web and Marketing Content Management
 - # of Communications Broadcast (Blogs, Newsletters, etc.) to Small Businesses

DOE OSDBU is working to establish new metrics which may be better at measuring the Agency's small business initiatives.

The OSDBU continues to develop multiple initiatives to support achieving the socioeconomic goals and our other strategic plan objectives. We look forward to the impact these initiatives will have on our goals and success in supporting small businesses.

**General Services Administration (GSA)
Fiscal Year (FY) 2018 Corrective Actions Report
Subcontracting**

GSA met the prime small business goal in FY 2018. GSA did not meet the small business subcontracting goal in FY 2018. GSA has taken actions in FY 2018 and initiated the actions listed below in FY 2019 to illustrate GSA's continued commitment to small business subcontracting.

GSA's FY 2018 final small business subcontracting goal achievements per the Electronic Subcontracting Reporting System (eSRS) as of close of business March 15, 2019:

Category	Goal	Achievement
SB	26.5%	24.7%
SDB	5%	4.6%
WOSB	5%	4.6%
SDVOSB	3%	1.4%
HUBZone	3%	0.8%

In FY 2018, GSA worked with contracting activities to ensure Summary Subcontract Reports (SSR) were submitted as required under FAR 52.219-9. This resulted in a remarkable increase in the percentage of SSR submissions in eSRS than in years past. Agency-wide, over 98% of the required SSR reports were submitted in FY 2018 and over 92% were accepted¹. In FY 2017, over 89% SSRs were submitted and over 87% were accepted. In FY 2016, 67% SSRs were submitted and over 62% accepted.

Although GSA did not meet its small business subcontracting goals, actual dollars for SDVOSB and HUBZone continued to rise in FY 2018:

¹ A number of SSRs remain in rejected status (116) as they were duplicates, contained inaccurate data or reports were not required.

	FY 2018	FY 2017	FY 2016
SDVOSE	\$727,933,055	\$570,091,890	\$462,932,140
HUBZone	\$415,847,429	\$309,793,428	\$231,114,779

Analysis of the SSR data reveals commercial subcontracting plan dollars continue to drive GSA's inability to meet its small business subcontracting goals. While commercial plan reports accounted for only 28% of the total SSRs filed in FY 2018, the total dollars accounted for 62% of all subcontracted dollars. Small business achievement under FY 2018 commercial plans indicate only a 17.8% achievement, whereas under individual plans, GSA achieved 36%. Separately, both percentages are higher than achieved for small business in FY 2017 (16% for small business achievement under commercial and 33% under individual plans).

As it relates to subcontracting goal achievement, GSA is at a disadvantage due to the budget approval and funding process from OMB. Delays in this process hinder GSA's ability to properly plan for prospectus projects, which ultimately involve substantial subcontracting plans from prime contractors. This rushed timeline does not afford the potential prime contractors, the potential small business subcontractors, and the GSA Contracting Officers adequate time to fully prepare and negotiate quality subcontracting plans. The OMB budget delays ultimately, and negatively, impacts small business opportunities.

Actions taken in FY 2018:

1. **Leadership commitment.** Leadership commitment to small business subcontracting grew in FY 2018, characterized by each GSA Service, the Federal Acquisition Service (FAS) and the Public Building Service (PBS), taking ownership of subcontracting:

a. GSA's Strategic Plan from 2018 through 2022 requires GSA to enhance customer agency access to qualified socio-economic entities. GSA's FAS and OSBU have the lead for this implementation. The FAS and OSBU partnership translates into subcontracting achievement as funding agencies who use GSA contract vehicles will receive credit for small business subcontracting.

b. Messaging to the workforce was repeated by OSBU leadership at agency meetings and regularly championed by FAS and PBS in their respective meetings with heads of contracting activities and the acquisition workforce.

2. **SSR submission.**

GSA's FAS is responsible for over 90% of the SSRs². FAS expanded the use of the Subcontracting Dashboard they created in 2017 to send automatic emails to contractors to submit required eSRS reports. This resulted in 100% SSR submission by FAS contractors in 2018³. FAS also corrected FPDS-NG errors in its contract writing system which resulted in reducing the number of paper SF 295s submitted in lieu of SSRs⁴. PBS' contracting officers also contacted contractors who were tardy in submitting eSRS reports⁵.

3. **Data analytics.**

a. FAS identified the top seven individual subcontracting plan SSRs submitted in FY 2017 that represented 81% of the underperforming dollars⁶ and the top five commercial subcontracting SSRs. As a result, FAS collaborated with OSBU's Subcontracting Program Manager, the OSBU Small Business Technical Advisor, and the contracting officer to encourage each vendor towards higher goal achievement. Although GSA did not meet its overall small business subcontracting goal in FY 2018, FAS' effort resulted in an increase by \$172 million in FY 2018 in SSR reporting by these companies.

b. Although the subcontracting dollars submitted by AbilityOne workshops are minimal to goal achievement, the number of subcontracting plan reports submitted by these workshops improved slightly in FY 2018. GSA OSBU continues to meet with AbilityOne and PBS officials annually to ensure the workshops understand the subcontracting plans and reporting requirements.

c. PBS Utilities Director personally rejected commercial plan SSR reports that did not credit federal agencies using GSA's utilities contracts.

4. **Industry Training.** GSA continued commercial subcontracting training in FY 2018 to two of its industry partners with commercial subcontracting plans to ensure data accuracy in commercial plan reporting.

² Many of the PBS contractors are also GSA Schedule contractors which gives FAS the lead for SSR review and acceptance.

³ This percentage is not an exact science. FAR gives contractors flexibility on how to submit SSRs. Therefore, there is not a one to one correlation between a GSA contract award and the SSR. A contractor can submit one SSR for multiple DUNS associated with GSA contracts.

⁴ In FY17, 40 SF295s were submitted in FY 2017 due to difficulties contractors had in filing the SSR in eSRS. Review of FPDS-NG data indicated this was due to a disconnect in the contract writing system resulting in FPDS-NG coding error with modifications failing to cite "re-representation" as the reason for the modification. In FY 2018 FAS made a concerted effort to reduce the number of SF 295s. In FY 2018, only 19 contractors had to file SF 295s.

⁵ It is noted that some PBS contractors utilized the GSA funding code of 4700 in submitting SSRs rather than the PBS funding code of 4740. Thus, the numbers for FAS achievement includes some of PBS.

⁶ "Underperforming" was defined by FAS as those less than the GSA goal of 26.5%.

a. GSA's PBS includes subcontracting on the agenda at its biannual meetings with utilities and the Edison Electric Institute trade association⁷.

b. Additionally, GSA's Subcontracting Program Manager was invited by FAS to once again conduct commercial subcontracting training to the automotive industry partners to foster small business subcontracting and to ensure commercial plan reports were supplied timely and accurately.

5. **Acquisition workforce training.** In addition to regular training on contracting officer's responsibilities before and after contract award, OSBU conducted the following training sessions in FY 2018:

a. OSBU Subcontracting Program Manager presented eSRS reporting as part of the FAS Virtual Acquisition Day.

b. Targeted training to PBS' Leasing Contracting Officers (CO)

c. eSRS Report training in FY 2018, one for individual subcontracting plan reports and a separate one for commercial plan reports. The expectation behind separating eSRS training into two modules was to reduce the confusion surrounding the differences between the two types of plans in eSRS reporting, to increase the number of reports submitted and to increase data accuracy.

Remediation Plan for FY 2019:

In addition to the initiatives reported in years past, the ongoing leadership commitment across GSA, and training on the fundamentals of small business subcontracting, GSA's planned actions for FY 2019 are as follows:

1. GSA OSBU development of the Certified Subcontracting Matrix (CSM) tool to assist COs negotiation of subcontracting goals. The CSM is based upon actual subcontracting data in SSRs by NAICS.

2. GSA OSBU training, *Creating Opportunities for Socio-Economic Entities*, across the organization. This was rolled out to FAS in January 2019, advocating a three-pronged approach: awarding set-asides; promoting socio-economic under subcontracting plans; and using small business participation factors that give greater weight to offerors who partner with socio-economic entities. It is anticipated that focus on socio-economic categories will bring greater goal achievement.

3. Encouraging the use of a small business participation factor in significant acquisition strategies.

4. Direct messaging to contractors by both FAS and PBS, in collaboration with GSA OSBU, reminding them of the statutory responsibility to "maximize practicable opportunities" for all small businesses that contractors promised to implement to the "fullest extent" (FAR 52.219-8) and of the reporting requirements listed in FAR 52.219-9.

⁷ Utilities have the most commercial subcontracting plans in PBS.

5. GSA OSBU enhanced subcontracting tips and Frequently Asked Questions on the Subcontracting page on OSBU's internal website. Specifically, GSA OSBU categorized these tools, by identifying contracting officer's responsibilities before award, upon award, and after award.

It is anticipated that these and ongoing past initiatives will enable GSA to meet its small business subcontracting goals in FY 2019.

If you have any questions, please contact GSA Subcontracting Program Manager, Deborah Eble at deborah.eble@gsa.gov.

Subject: FY 2018 Report on Procurement Contracts Awarded to Small Business Concerns

In accordance with the requirements of 15 USC 644 (h)(1), the following is provided for FY 2018 regarding the extent of the participation of small business in SBA procurement awards:

DOI Procurement Awards FY 2018					
Prime Contract Awards	Small Business	Small Disadvantaged Business	Women-Owned Small Business	Service-Disabled Veteran Owned Small Business	Historically Underutilized Business Zone Small Business
	Goal: 51%	Goal: 5%	Goal: 5%	Goal: 3%	Goal: 3%
	Performance: 58.5%	Performance: 27.6%	Performance: 13.1%	Performance: 4.8%	Performance: 5.3%
Subcontract Awards	Small Business	Small Disadvantaged Business	Women-Owned Small Business	Service-Disabled Veteran Owned Small Business	Historically Underutilized Business Zone Small Business
	Goal: 42.5%	Goal: 5%	Goal: 5%	Goal: 3%	Goal: 3%
	Performance: 58.2%	Performance: 19.7%	Performance: 11.6%	Performance: 4.3%	Performance: 1.0%

The DOI achieved all the goals established for the agency under 15 USC 644 subsection (g)(2) in FY 2018 with the exception of the Historically Underutilized Business Zone (HUBZone) Small Business subcontracting goal.

The HUBZone subcontract goal has been difficult to achieve since the goal is small relative to the dollar value of DOI contracts that have a subcontract plan. To increase the DOI HUBZone subcontract performance the DOI has initiated a HUBZone subcontract initiative and has begun to socialize the initiative with DOI contracting Officers. This initiative raises awareness of the underperformance in HUBZone subcontracting and encourages contracting officers to focus on subcontract plans submitted and increasing the use of small business participation as an evaluation factor in the solicitation.

Corrective Actions to Address Unmet Fiscal Year 2018 Goals

In accordance with Subsection (h) of Section 15 of the Small Business Act (15 U.S.C. 644) the Social Security Administration (SSA) provides the following information.

A. The extent of participation by small business concerns, small business concerns owned and controlled by veterans (including service-disabled veterans (SDVOSB)), qualified HUBZone small business concerns, small business concerns owned and controlled by socially and disadvantaged individuals, and small business concerns owned and controlled by women in the procurement contracts of such agency during such fiscal year;

The tables below represent Small Business Administration (SBA) goals and our FY 2018 progress.

Fiscal Year (FY) 2018 Small Business Goaling Report for SSA

<u>Categories</u>	FY 2018 GOAL %	FY 2018 Achievements %	FY 2018 Dollars Obligated
Small Business	31.00%	32.57%	\$551,738,298
Small Disadvantaged	5.00%	8.42 %	\$142,618,823
Women-Owned	5.00%	6.29%	\$106,463,037
HUBZone	3.00%	1.03 %	\$17,412,470
SDVOSB	3.00%	4.14 %	\$70,091,415

*As of February 19, 2019

FY 2018 Small Business Subcontracting Goaling Report for SSA

<u>Categories</u>	FY 2018 GOAL %	FY 2018 Achievements %	FY 2018 Dollars Obligated
Small Business	50.00%	57.9%	\$172,297,725
551738298Small Disadvantaged	5.00%	11.6%	\$34,490,966
Women-Owned	5.00%	14.8%	\$44,069,967
HUBZone	3.00%	5.0%	\$14,754,620
SDVOSB	3.00%	2.2%	\$6,458,283

*As of March 18, 2018

B. Whether the agency achieved the goals established for the agency under subsection (g)(2) with respect to the fiscal year;

As provided in the above tables, SSA met and exceeded our FY 2018 small business goal of 31 percent, our small disadvantaged goal of 5 percent, our Women-Owned goal of 5 percent, and our Service Disabled Veteran Owned Small Business (SDVOSB) goal of 3 percent. We did not meet our HUBZone

goal of 3 percent. SSA also met and exceeded our FY 2018 small business-subcontracting goal of 50 percent and exceeded the subcontracting goals in three of the four socio-economic categories including Small Disadvantaged Businesses, Women-owned Small Businesses, and HUBZone small businesses.

C. Any justifications for a failure to achieve such goals;

In FY 2018, while we did not meet the 3 percent prime HUBZone goal, we note that we increased our SDVOSB spend by \$15,448,469 (from 3.37 to 4.14 percent) and our small business spend by \$43,535,054 (from 31.32 to 32.57 percent). We believe this illustrates our commitment to small business as well as the consideration of socio-economic achievement in every acquisition to the maximum extent practicable consistent with market research.

D. A remediation plan with proposed new practices to better meet our Fiscal Year 2019

Action 1: The Office of Small and Disadvantaged Business Utilization (OSDBU) Director and the Head of the Contracting Activity will brief the Senior Executive Staff regularly on small business goal results, discuss acquisition strategies, and identify goaling areas for increased emphasis on HUBZone Small Business.

Action 2: The OSDBU Director will work closely with HUBZone contractors and the HUBZone Contractors National Council to promote small business contracting opportunities and to identify potential HUBZone sources for future small purchases and contracts. The OSDBU will collaborate with The Business Services Center and the United States Women’s Chamber of Commerce, who will identify potential HUBZone sources for future purchases and contracts. The Office of Acquisition and Grants (OAG) will review potential HUBZone sources for potential purchases and contracting opportunities.

Action 3: The OSDBU website provides a link to recent SSA headquarters contracting history on the [OAG](#) website, where interested vendors can search a database of OAG awards by vendor name, award description, or contract number. This provides interested vendors access to award information that includes vendor name, contract number, requirement description, award type, award date, obligation amount, and completion date.

Action 4: The Small and Disadvantaged Business Utilization Specialist (SADBUS) will participate in the agency’s “Acquisition Team Boot Camps” to explain the small business review process and the importance of conducting thorough market research to identify small business concerns. The SADBUS will emphasize the direct impact that market research has on achieving agency and statutory socio-economic goals.

Action 5: The OSDBU and SADBUS will continue to invite our large business prime contractors to attend our monthly vendor outreach sessions to facilitate interaction with potential small businesses and SDVOSB small businesses. The OSDBU will continue to provide a list of the agency’s prime contractors on the OSDBU web page with contact information to promote opportunities to small businesses and SDVOSB small businesses.

Fiscal Year 2018 Corrective Actions Report

In compliance with the requirements of Subsection (h) (1) (A), (B), (C) of section 15 of the Small Business Act (15 U.S.C. 644), Department of the State (DOS) Reports the following:

FY 2018 Small Business Prime Contracting and Subcontracting Goal Achievements:

Small Business Categories	Prime Contracting Goal	Prime Contracting Goal Achieved	Subcontracting Goal	Subcontracting Goal Achieved
Total Small Business	23%	27.5%	36%	50.4%
Small and Disadvantaged Business (SDB)	5%	14.65%	5%	4.1%
Women Owned Small Business (WOSB)	5%	5.61%	5%	7%
Service-Disabled Veteran-Owned Small Business (SDV)	3%	3.90%	3%	1%
Historically Underutilized Business Zone (HUB Zone)	3%	4.72%	3%	1%

In Fiscal Year 2018, DOS achieved all its small business prime contracting goals, as well as the Small Business and WOSB Subcontracting goals. Over the same period, DOS missed its SDB (4.1), SDV (1) and HUBZone (1) Small Business Subcontracting goals respectively.

Justifications for Not Achieving Small Business Subcontracting Goals

- The requirement to submit a subcontracting plan does not apply to contracts awarded to large businesses for overseas projects. The Department's ability to meet its small business subcontracting goals by relying solely on large prime contractors performing within the United States has been and will continue to be a major challenge.
- Resource constraints within DOS acquisition operations limits the Department's ability to monitor subcontracting activities. AQM has hired a Small Business Liaison in to review, manage and monitor all subcontracting activities.

The following outlines all measures that the Department routinely takes to maximize its small business goal achievements.

1. Continued Commitment to Achieving Small Business Goals

- Enforce the Department's Rule of Two "Order of Preference" policy that prioritizes award of new contracts to categories of small businesses that least benefited from contracting opportunities during the previous fiscal year. The Department's Order of Preference for the Fiscal Year 2019 is as follows: WOSB, SDVOB, HUBZone, and SDB.
- Educate small businesses on the principles of doing business overseas by organizing an Annual Small Business Overseas Contracting Conference.

- Meet regularly with the Department’s program managers to identify upcoming requirements for potential set-asides.
 - Review the System for Award Management (SAM) and the Dynamic Small Business database to identify potential matches for upcoming requirements.
 - Coordinate small business capability presentations for program and contracting officers.
 - Work closely with program managers and contracting officers to ensure effective utilization of small business programs.
 - Encourage small business focused market research by program offices and contracting officers such as issuing Sources Sought Notices (SSNs) and requests for information (RFIs) to maximize opportunities for small business offerors.
- 2. Senior level Engagement in the importance of achieving small business goals**
- In an effort to provide feedback on each bureau’s progress toward meeting its small business goal, the OSDBU disseminates Monthly Small Business Goal Achievement Report among procurement and program executives, and all involved in the procurement process.
 - OSDBU seeks support from the Department’s executive leadership to implement internal metrics of achievement of small business goals.
 - OSDBU participates in the Department’s Category Management committee and leads efforts to integrate small business strategies into Department Category Management efforts.
- 3. Training of acquisition and program staff**
- Provide an average of 20 training sessions per year on all small business programs for the contracting and program management personnel.
- 4. Outreach to small businesses**
- Ensure that information on the Department’s OSDBU website is updated regularly, including updates to the “Guide to Doing Business with the Department of State,” list of prime contractors, and “Forecast of Contract Opportunities.”
 - Require contracting officers to issue Requests for Information or Sources Sought Notices in FedBizOpps.
 - Participate in conferences, workshops, and panel discussions on Federal Government contracting opportunities.
 - Support government-wide small business outreach efforts by co-hosting, attending, participating in matchmaking at other agencies’ events, and providing opportunities for other federal departments and agencies to meet with small businesses at Department of State outreach events.
 - Provide one-on-one and group counseling to small businesses on how to do business with the Department.
 - Sponsor at least three annual in-house small business trade fairs or business matchmaking events.
 - Facilitate capability presentations by qualified small businesses to program and acquisition officials.
- 5. Commitment to Achieving Subcontracting Goals**
- Hold an annual subcontracting event that facilitates meetings between large prime contractors and small businesses seeking subcontracting opportunities.
 - Manage and monitor e-SRS to ensure timely submissions of the ISRs and SSRs by large prime contractors and timely review of the ISRs by the contracting officers.
 - Provide training on subcontracting for contracting officers and contract specialists.

Department of Justice
Corrective Actions to Address Small Business Goals Not Met During FY 2018

Data in the Federal Procurement Data System – Next Generation (FPDS-NG) as of March 15, 2019, show that the Department of Justice (DOJ) achieved the following results against its small business prime contracting goals.

Category	Goal	Accomplishment
Small Business	30.00%	34.11%
SDB	5.00%	14.57%
WOSB	5.00%	6.66%
SDVOSB	3.00%	5.08%
HUBZone	3.00%	2.28%

As shown above, DOJ exceeded its prime contracting goals for small businesses, small disadvantaged businesses, woman-owned small business, and service-disabled veteran-owned small business. Although DOJ did not meet its HUBZone goal of 3.00%, it did achieve 2.28% to HUBZone firms by awarding nearly \$174 million to such firms. These totals are the highest dollars to HUBZone firms and the highest percentage of dollars to HUBZone firms in DOJ’s history. DOJ remains committed to ensuring that small businesses participate in our procurements to the maximum extent practicable. In an effort to achieve our unmet HUBZone goal, DOJ is taking the following steps during FY 2019:

- Clearly communicate the FY 2019 small business goals and the importance of meeting those goals
- Publish the FY 2019 DOJ Forecast of Contracting Opportunities on the DOJ OSDBU website
- Host Vendor Outreach Sessions specifically for HUBZone firms, SDVOSBs, WOSBs/EDWOSBs, and 8(a) firms in an effort to encourage those businesses to pursue contracting opportunities at DOJ
- Host four additional Vendor Outreach Sessions for all small businesses
- Participate in small business outreach events specifically for HUBZone small businesses
- Conduct thorough market research to identify procurements that could be set aside for small businesses
- Use set aside authority when using multiple award contracts to drive achievement to small firms in the HUBZone category
- Maximize awards to small businesses under the simplified acquisition threshold
- Ensure that FAR 19.203(c) is followed by reviewing contract actions greater than the simplified acquisition threshold
- Consult and collaborate with SBA’s HUBZone Empowerment Contracting Program Office when appropriate to identify HUBZone opportunities

Data in the Electronic Subcontracting Reporting System (eSRS) as of March 15, 2019, show that DOJ achieved the following small business subcontracting accomplishments in FY 2018.

Category	Goal	Accomplishment
Small Business	39.00%	40.00%
SDB	5.00%	7.90%
WOSB	5.00%	8.60%
SDVOSB	3.00%	0.90%
HUBZone	3.00%	2.00%

DOJ is taking the following steps in support of meeting our small business subcontracting goals in FY 2019:

- Clearly communicate the FY 2019 small business subcontracting goals and the importance of meeting all of the small business goals
- Publish the small business subcontracting goals and accomplishments on the DOJ OSDBU website
- Ensure that contracting officers stress the importance of subcontracting plan compliance in all small business categories with DOJ's large prime contractors with particular focus on the small business goals not met
- Ensure that all DOJ prime contractors are submitting reports to eSRS as required
- Ensure that contracting officers are using the Individual Subcontracting Reports (ISRs) in the (eSRS) to monitor contract specific small business subcontracting accomplishments
- Review subcontracting plans for contracts greater than \$700,000 to other than small businesses to ensure that proposed small business subcontracting plans meet DOJ's small business subcontracting goals
- Invite DOJ's large prime contractors to participate in DOJ's Vendor Outreach Sessions
- Ensure that SBA's PCR has an opportunity to review proposed subcontracting plans and provide input
- Participate in small business outreach events hosted by DOJ's large prime contractors
- Conduct training to DOJ's acquisition staff regarding pre-award and post award subcontracting responsibilities
- Where appropriate, make small business subcontracting an evaluation factor contract award
- Where appropriate, make Small Business Participation Plan an evaluation factor for award providing a higher score for comprehensive socioeconomic small business participation



UNITED STATES DEPARTMENT OF EDUCATION
Office of Small and Disadvantaged Business Utilization

March 27, 2019

Mihaela Ciorneiu
Goaling Manager
Office of Policy, Planning and Liaison
Office of Government Contracting & Business Development
U.S. Small Business Administration (SBA)
409 3rd Street, SW
Washington, DC 20416

Dear Ms. Ciorneiu:

As the Acting Director of the Office of Small and Disadvantaged Business Utilization, I am designated as the official at the U.S. Department of Education (Department) responsible for deployment and implementation of the Department's small business program. In accordance with Section 15(h) of the Small Business Act, I am submitting this Corrective Actions Report to address the failure in meeting fiscal year (FY) 2018 prime, socio-economic goals for Historically Underutilized Business Zones (HUBZone) and Service Disabled Veteran-Owned Small Business (SDVOSB) prime goals. As a result of this failure, the FY19 plan to address these prime, socio-economic goals is outlined herein.

In FY2018, the Department's small business prime goals for both HUBZone and SDVOSB were 3%. The Department's FY18 achievement for HUBZone was 1.84%, which was an increase from FY17 (1.33%). Additionally, the Department's FY18 achievement for SDVOSB was 2.45%, which was an increase from FY17 (1.69%). The steady increase towards meeting the prime goals for these entities demonstrates that the comprehensive plan submitted and followed by the Department in FY18 was effective. As a result, the Department will continue its progress in meeting its goal through a similar plan for FY19.

Specifically for FY19, the Department will focus its efforts on three key areas: (1) targeted outreach to the HUBZone and SDVOSB communities, (2) strategic utilization of set-aside options, and (3) increased internal marketing and training of program and acquisitions officials. The major activities within the Department's HUBZone and SDVOSB program improvement plan include:

- Working collaboratively with program and acquisitions officials to identify HUBZone and SDVOSB businesses for new requirements.
- Encouraging acquisitions staff to use HUBZone and SDVOSB contract mechanisms, such as set-asides.

- Monitoring, tracking, and reporting designated small business achievement to senior leaders and contracting activities on a quarterly basis.
- Publishing the Department's updated procurement forecast on a quarterly basis and providing technical assistance to HUBZone and SDVOSB designated firms interested in marketing to the Department.
- Maintaining and enhancing strategic alliances with HUBZone and SDVOSB specific advocacy and trade organizations to ensure adequate exchange of information and innovative ideas.
- Collaborating with the Senior Procurement Executive and Heads of Contracting Activities to ensure adequate policy guidance is issued and adhered to by program and acquisitions officials.
- Exploring new, innovative vehicles for incentivizing and recognizing exemplary socioeconomic small business program achievement and advocacy by the Department's acquisitions staff and contracting activities.
- Providing and/or coordinating training on the HUBZone and SDVOSB programs and identifying techniques and tools for improving market research to support the identification of qualified HUBZone and SDVOSB designated entities to address Department requirements.
- Conducting targeted outreach to HUBZone and SDVOSB designated businesses through participation in, or sponsorship of conferences, workshops, vendor fairs, expos and other events that draw HUBZone and SDVOSB firms interested in doing business with the Federal government.

The Department appreciates the opportunity to respond and to improve our efforts in these areas. Please let me know if you require any additional information.

Respectfully,

Sherese P. Lewis

Sherese P. Lewis
Acting Director, Office of Small and Disadvantaged Business Utilization (OSDBU)
U.S. Department of Education
550 12th St. SW, PCP- Rm. 10115
Washington, DC 20202
Sherese.Lewis@ed.gov
202-245-6235

(h) REPORTING ON GOALS FOR PROCUREMENT CONTRACTS AWARDED TO SMALL BUSINESS CONCERNS. —

- (A) the extent of the participation by small business concerns, small business concerns owned and controlled by veterans (including service-disabled veterans), qualified HUBZone small business concerns, small business concerns owned and controlled by socially and economically disadvantaged individuals, and small business concerns owned and controlled by women in the procurement contracts of such agency during such fiscal year;

Response: The following table shows that this office exceeded all goals:

	Goal	as of 9/30/18	Dollars Awarded
Small Business Percentage	73.00%	78.73%	\$ 144,625,631.27
Small Disadvantaged Business Percentage	5.0%	46.84%	\$ 86,041,485.36
Women Owned Small Business Percentage	5.0%	27.57%	\$ 50,641,343.47
Service Disabled Veteran Owned Small Business Percentage	3.0%	16.81%	\$ 30,881,516.57
Certified HUBZone Small Business Percentage	3.0%	10.80%	\$ 19,838,675.37
Large Business	-	21.27%	\$ 39,063,229.73

- (B) whether the agency achieved the goals established for the agency under subsection (g)(2) with respect to such fiscal year;

Response: Only one contract qualified for a subcontracting plan. The CO for the contract has verified that the following goals have been met:

FY18 Subcontracting Goals

Agency FY18 Small Business Subcontracting Goal

- Small and Disadvantaged Business (SDB) Goal of 5%
- Women Owned Small Business (WOSB) Goal of 5%
- Service-Disabled Veteran-Owned Small Business Goal of 3%
- Historically Underutilized Business Zone (HUBZone) Small Business Goal of 3%

- (C) any justifications for a failure to achieve such goals. Response: None required.

- (D) a remediation plan with proposed new practices to better meet such goals, including analysis of factors leading to any failure to achieve such goals. Response: None required.

Corrective Actions to Address Unmet Fiscal Year 2018 Goals Subcontracting

Unfortunately, the U.S. Department of Agriculture (USDA) did not meet its accomplishments of the SBA goal for subcontracting. We recognize the opportunities this provides small businesses that are endeavoring to build upon past performance and obtain a stronger foundation to providing solutions to government agencies.

The areas the Department will focus on to expand the subcontracting opportunities with small business that are SDB, SDVOSB and HUBZone's will be to:

- Continue to update the Departmental Regulation on Subcontracting to strengthen authority over USDA's buying agencies. The policy requires USDA buying agencies to fully consider primes with subcontractors in their contracting actions. It outlines a partnership between the Assistant Secretary for Administration, Agency Heads, Heads of Contracting Activities, and the Chief Information Officer (CIO) and Agency CIOs to achieve the mandated socioeconomic goals.
- Continue outreach events that provide networking opportunities for businesses.
- Disseminate information to SDB, SDVOSB and HUBZone's that would assist these businesses in participating in awards of agency contracts.
- As a necessity, OSDBU will continue to train Contracting Officers as it relates to prime contractors.
- OSDBU will continue to have "Industry Days" geared toward Large Businesses and the importance of their subcontracting efforts.
- Continue to update and publish the Subcontracting Directory on the OSDBU website, twice per FY.
- USDA will continue to aggressively promote the utilization of Subcontracting in USDA contracting actions particularly in conjunction with our outreach efforts to small businesses in rural America in the food commodity area through the USDA Food Commodities Contracting Opportunities for Rural America initiative.

U. S. Department of the Treasury
Corrective Actions to Address
Unmet Small Business Subcontracting Goals during FY 2018

Data in the electronic Subcontracting Reporting System (eSRS) as of May 1, 2018, show that the Department of the Treasury achieved the following results against its small business subcontracting goals.

Category	Subcontracting Goal	Achievement
SB	38.9%	58.60%
SDB	5.00%	12.80%
WOSB	5.00%	15.50%
HUBZone	3.00%	6.50%
SDVOSB	3.00%	2.40%

The table above shows that the Department of the Treasury met 4 out of 5 small business-subcontracting goals. It failed to meet its SDVOSB subcontracting goal of 3% by 0.60%.

Treasury remains committed to providing fair opportunity to the small business community, and ensuring that small businesses participate in Treasury's procurements to the maximum extent practicable.

Although faced with proposed budget cuts, category management, and unique challenges, in an effort to achieve our unmet small business subcontracting goals, Treasury is taking the following steps:

- Clearly communicate the small business subcontracting goals and the importance of meeting those goals, messaged from senior management
- Continue to publish the Annual Forecast of Contract Opportunities on Treasury's OSDDBU website to include new and expiring contracts

- Increase Prime vendor outreach opportunities leveraging program officials within the Treasury bureaus where we believe there is an opportunity to increase SDVOSB subcontracting opportunities by .2% - .4% over and above the established SDVOSB small business subcontracting goal of 3.00%
- Continue to host specialized vendor outreach sessions targeting SDVOSB vendors that can be partnered and subcontract with Prime vendors
- Continue practice of establishing targeted small business subcontracting goals separately for each Bureau to drive increased performance through improved acquisition planning and market research to find SDVOSB subcontracting opportunities
- Targeted training for contracting personnel on subcontracting oversight requirements
- Assist prime contractors with market research to identify underutilized subcontracting opportunities
- Provide of list of Treasury-wide vetted SDVOSB vendors to Treasury prime vendors looking to increase their SDVOSB subcontracting utilization.
- Educate the acquisition workforce for them to include Treasury's prime contractors' SDVOSB subcontracting efforts into source selection criteria when appropriate and monitor compliance with the established subcontracting goals.