

















GOVERNMENT-WIDE				
GOALS ACHIEVED	OVERALL GRADE			
1/5	<ul style="list-style-type: none"> <li>Government-wide achievements exceeded the SDB goal</li> <li>Government-wide progress was made in all socio-economic categories</li> <li>9 agencies met their small business goals</li> <li>22 agencies met their SDB goal</li> <li>14 agencies met their WOSB goal</li> <li>9 agencies met their HUBZone goal</li> <li>4 agencies met their SDVOSB goal</li> </ul>			
SMALL BUSINESS GRADE				
 YELLOW	FY2008/FY2009 % GOAL	FY2007 SMALL BUSINESS ACHIEVEMENTS	FY2008 SMALL BUSINESS ACHIEVEMENTS	ACHIEVEMENT PROGRESS
	23%	22% (\$83,274,930,252)	21.50% (\$93,305,906,229)	 GREEN
SOCIO-ECONOMIC GRADES				
SDB	FY2008/FY2009 % GOAL	FY2007 SMALL BUSINESS ACHIEVEMENTS	FY2008 SMALL BUSINESS ACHIEVEMENTS	ACHIEVEMENT PROGRESS
 GREEN	5%	6.58% (\$24,906,169,393)	6.76% (\$29,329,023,312)	 GREEN
WOSB	FY2008/FY2009 % GOAL	FY2007 SMALL BUSINESS ACHIEVEMENTS	FY2008 SMALL BUSINESS ACHIEVEMENTS	ACHIEVEMENT PROGRESS
 RED	5%	3.41% (\$12,925,553,234)	3.40% (\$14,732,594,106)	 GREEN
HUBZONE	FY2008/FY2009 % GOAL	FY2007 SMALL BUSINESS ACHIEVEMENTS	FY2008 SMALL BUSINESS ACHIEVEMENTS	ACHIEVEMENT PROGRESS
 RED	3%	2.24% (\$8,462,735,569)	2.34% (\$10,157,386,752)	 GREEN
SDVOSB	FY2008/FY2009 % GOAL	FY2007 SMALL BUSINESS ACHIEVEMENTS	FY2008 SMALL BUSINESS ACHIEVEMENTS	ACHIEVEMENT PROGRESS
 YELLOW	3%	1.01% (\$3,815,922,586)	1.49% (\$6,450,206,999)	 GREEN
ACHIEVEMENT CRITERIA				
 GREEN	THE AGENCY MUST MEET 100% OF ITS GOAL			
 YELLOW	THE AGENCY MUST MEET 90-99% OF ITS SMALL BUSINESS GOAL			
 RED	THE AGENCY DID NOT MEET 90-99% OF ITS SMALL BUSINESS GOAL			
ACHIEVEMENT PROGRESS CRITERIA				
 GREEN	THE AGENCY MUST HAVE MADE THEIR GOAL OR MADE PROGRESS IN UNMET GOAL SINCE FY2007 (DOLLARS, PERCENTAGE, OR 3 YEAR ACHIEVEMENT AVERAGE (FY2005-FY2007)).			
 YELLOW	FY2008 GOAL ACHIEVEMENT DOLLARS OR PERCENTAGE IS WITHIN 10% OF FY2007 ACHIEVEMENT OR 3 YEAR ACHIEVEMENT AVERAGE (FY2005-FY2007).			
 RED	THE AGENCY DID NOT MAKE PROGRESS IN UNMET GOAL			